

BRAIDED SACHET.



THE JAPANESE.

This is one of the prettiest fall styles. The material is a chocolate-color reps silk. The skirt has one small flounce at the bottom, and above it, placed at intervals, are eight rows of box plaiting, made of the silk. The body and sleeves are trimmed to match.



DINNER OR STREET DRESS.

This dress is made with a double skirt, and a very full box-plaited flounce sewed at the bottom of the dress. The material of the dress is a very rich black silk; the flounce, trimming of the body, the bows and sash are of purple moire antique.



OUT-DOOR DRESS FOR THE COUNTRY.

EVENING-DRESS FOR THE SEA-SIDE.



LA MATHILDE.

A BECOMING and comfortable dress for the country or a watering-place. It can be made of silk, cloth, or a thin material.

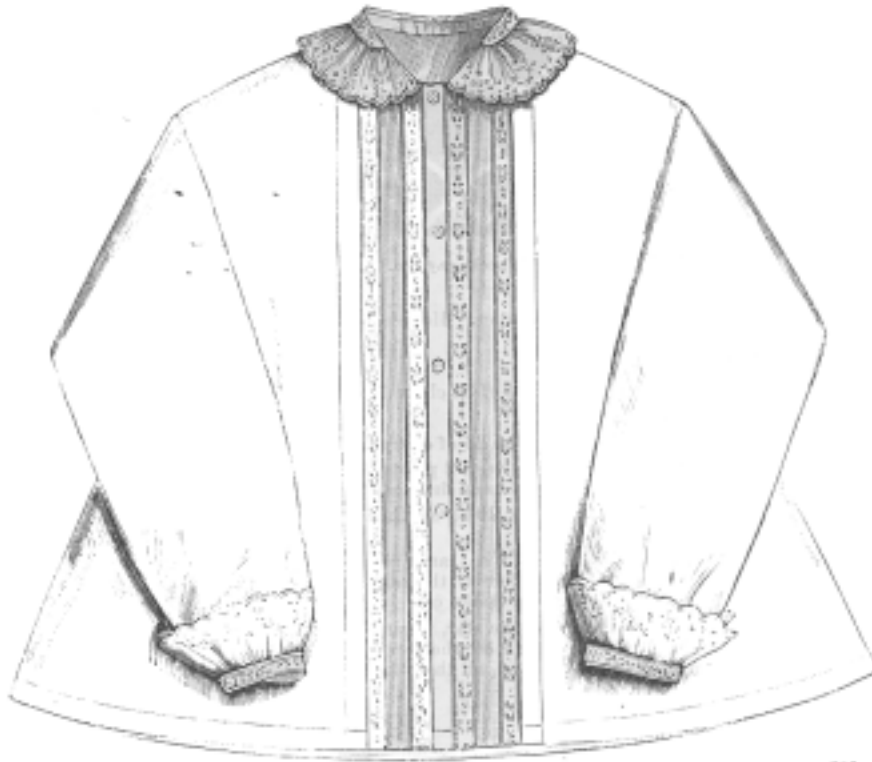
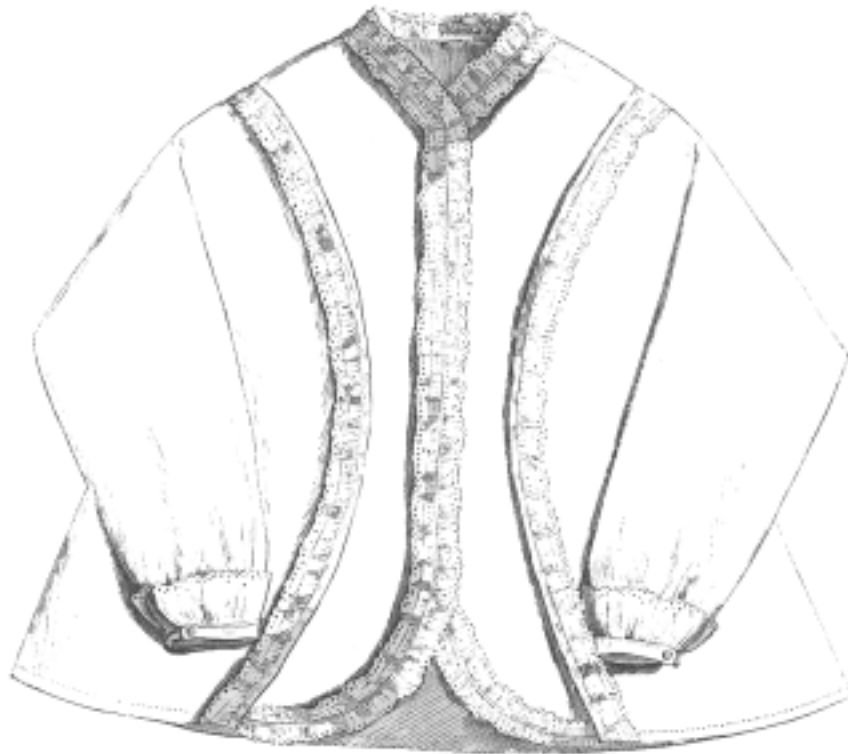


THE RESILLA.

(Front view.)


A new style of covering for the head, which, on account of its lightness, will advantageously supersede the wadded hoods worn in the carriage in going to and returning from the opera and evening parties. It will also be found very useful of a warm evening when it is pleasant to sit in a balcony or veranda, and when it is especially necessary to protect the head by some light covering against the chilly dews which fall after sunset. It forms a light and graceful covering for the head, whilst, at the same time, it shades the neck.

We give the instructions for working the Resilla in the Work Department, accompanied with an engraving showing a back view of the same.



LADIES' SHORT NIGHT-DRESSES.—(See description, page 287.)

CROCHET TIDY.



Materials.—Crochet cotton, No. 8, with a suitable hook—say, No. 16.

WHEEL.—12 chain; close into a round.

1st round.—* 1 sc, 1 ch, miss none, * 12 times. Hold in the end of cotton, throughout this round, under a stitch.

2d.—* 1 t c, 3 ch, miss 1, * 12 times.

3d.—* 1 t c on t c, 3 ch, miss 1, 1 t c on 2d of 3d chain in last round, 3 ch, * 12 times.

4th.—Sc without increase.

5th.—Sc all round, making a picot upon the 2d of every 3 chain, that is 24 times in the round.

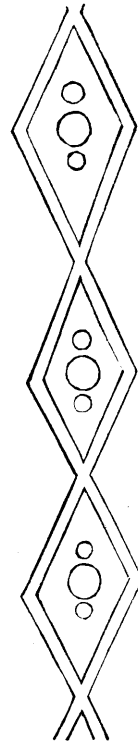
6th.—Dc under centre one of the 3 sc, between 2 picots, * 21 ch, miss 3 picots, dc under centre of 3 sc before the next picot, * 7 times, 21 ch, slip on first dc.

7th.—* sc on each of 10 ch, 3 sc on 11th, 10 sc on the remaining 10, miss the dc stitch of last round, * 8 times.

8th.—Miss the 1st stitch, 3 sc, large picot, 5 sc, large picot, 3 sc, the last being on the point stitch. Do another on the same, a large picot; another on the same; 3 more, picot as before; 5 more, picot as before; 2 more sc, * 8 times. At the end fasten off.

9th.—To make the eight larger points of the star, begin with a t c stitch, on the centre one of the three picots, between two points, * 21 ch, t c on the next centre picot, * all round, ending with a slip-stitch on the first t c. In doing this round, all the other points are allowed to fall back, the eight large ones being worked in front of them.

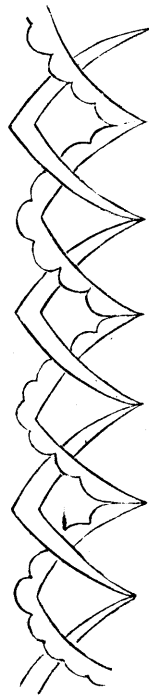
10th.—Like 7th.



For a Shirt Bosom.

PATTERNS IN EMBROIDERY.

For Pillow and Bolster-cases.



For a Pillow-case.



THE TAGUS.

[From the establishment of G. BRODIE, 51 Canal Street, New York. Drawn by L. T. VOIGT, from actual articles of costume.]

THIS remarkably graceful article of attire, the first of the fall and early winter style of cloaks, owes its chief attraction to the novel arrangement of the portion which supersedes the capucin so advantageously. The garment itself is a circular; the material and color may be at the option of the wearer. The ornament consists in the quilling, which is of the same material as the cloak, and the tassels.