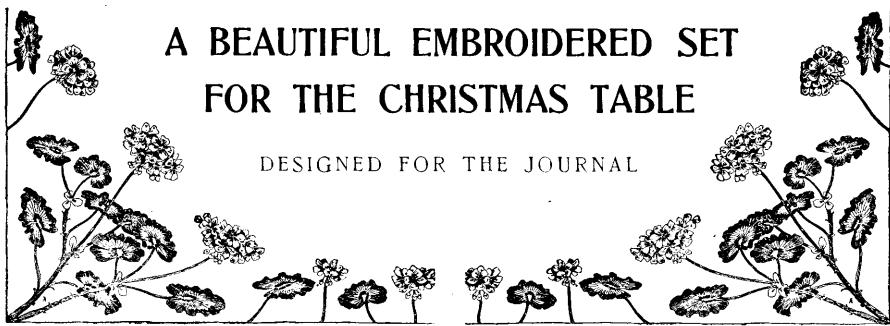


## A BEAUTIFUL EMBROIDERED SET FOR THE CHRISTMAS TABLE


DESIGNED FOR THE JOURNAL



DESIGN FOR CORNERS OF TABLE-CLOTH

ON CHRISTMAS DAY the centre of attraction is the dining-room table, consequently no gift would be received with more delight by the housekeeper than a set of embroidered table linens. The pleasing

THE oblong illustration affords a rich design for a service cloth that is quite large enough to accommodate the several silver pieces that form a tea-set, or if used as a carving-cloth the open space at the centre



A VERY HANDSOME SERVICE CLOTH

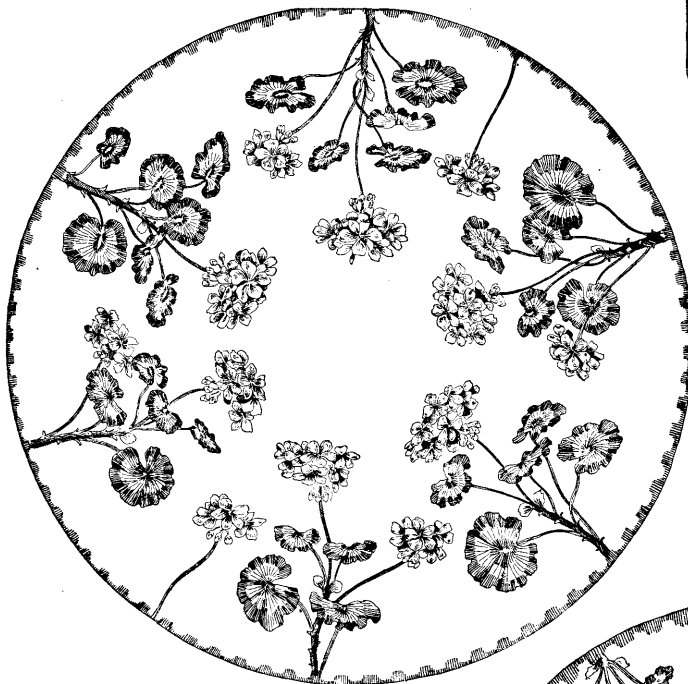
arrangement of geraniums in the design given on this page is entirely new, and, with its brilliant coloring, is particularly attractive.

Sprays of different heights may be arranged to extend all around the outer edge of a linen centre-piece or large doily with artistic results.

The variety of colorings in the flowers affords a good choice. The single geranium in the pinkish tones will be found very desirable.

THE illustration for the corner of the table-cloth gives the arrangement of the geranium that is adapted to a cloth a yard square or larger, as the design is laid out to run eighteen inches on a side. The plant in the corner should be carried out on each of the corners of the cloth, but varied by reversing the pattern so as to avoid a sameness. For the corners of a large table-cloth the main design may be used, but not employed with the flowers and leaves extending along the edges of the cloth from corner to corner.

will accommodate a large platter. This design may be applied to a side-table cover also, of oblong shape, by omitting the buttonholed edge and extending the stems out for an inch or




A BEAUTIFUL GERANIUM CENTREPIECE

two all around, and not running the leaves so close to the edge as is done in the present illustration.

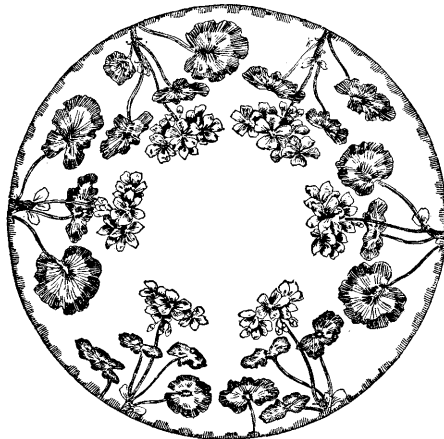
THE design for the centre-piece is arranged to cover a diameter of twenty-two inches, and the tops of six plants are placed a proper distance apart to give them a position of advantage without overcrowding or making them too bushy.

A very bold effect may be given to many of the flowers by filling the petals at the centre. This treatment will be especially valuable where shaded flowers are in the background and those showing the five petals are prominent. Those in the background may be embroidered flat with darker shades of pink, while those in the foreground may be worked in lighter tones and shaded.



A PLATE DOILY CENTREPIECE

TO MATCH this centre-piece the design for a plate doily is shown in illustration. A plate doily generally measures twelve inches in diameter, and as the plate is from nine to ten inches across a clear space of six inches is left at the middle of the doily for the bottom of the plate to rest upon. Six clusters of the geranium are placed on this doily, but arranged so that the stems are not more than three inches and a half long, and



A CARAFE MAT

the odd flower here and there that is added in the centre-piece to fill in may be omitted, leaving only the six prominent plants to decorate the doily.

This doily may be used as a carafe mat or for a round side-dish. It would also form an attractive underlay for a choice bit of bric-à-brac or piece of silver.

A PRETTY color scheme for these designs will be to employ the pink, green and light brown shades for the blossoms, leaves and stems. Three shades of filo silk should be used for the blossoms, while at least four shades of green will be required for the leaves and stems, as a reddish cast is always a feature in the colorings of the leaves.

When embroidering the leaf it is well to have one of the natural plants near at hand as a model. As the geranium is a hardy plant it is available at any season of the year.

For the buttonholed edge two shades of either pink or green will appear to good advantage, or if preferable two




A GOBLET DOILY


shades of pale greenish brown in Roman floss. The rippled effect in the edge is given by buttonholing in both the long and the short stitch.

The design for an oval tray cloth is an attractive one and will result in a very beautiful cloth if embroidered carefully with the pink and green shades. It should measure sixteen inches long and ten inches wide.

THE design for a goblet doily is square in shape, having the corners rounded slightly to modify the angle. Four small clusters and a few leaves embellish this doily.



BUTTER-PLATE DOILY



AN EXQUISITE OVAL TRAY-CLOTH

A small butter-plate doily with decorative border is shown in illustration.

Editor's Note—A full-size perforated pattern for any one of the embroidery designs on this page will be mailed to any address on receipt of twenty-five cents. The full set of eight patterns may be had by sending \$1.00.

Patterns of the "Set of Bird Designs in Embroidery" and of the "Seaweed Designs in Embroidery," which appeared in the Journal of August, 1898, will also be furnished at the above prices. Address the Art Bureau, The Ladies' Home Journal, Philadelphia. Complete directions for transferring the designs to linen will accompany the patterns.