


GARMENTS



Introducing . . . a series of articles dealing with handwoven garments—loom shaped and otherwise—written by guest columnists. Each column will focus on a particular aspect of a woven garment.

MEASUREMENTS

Knowing how to measure yourself properly is vital to the success of every handwoven garment you make. Good fit and your satisfaction with what comes from the loom go hand in hand.

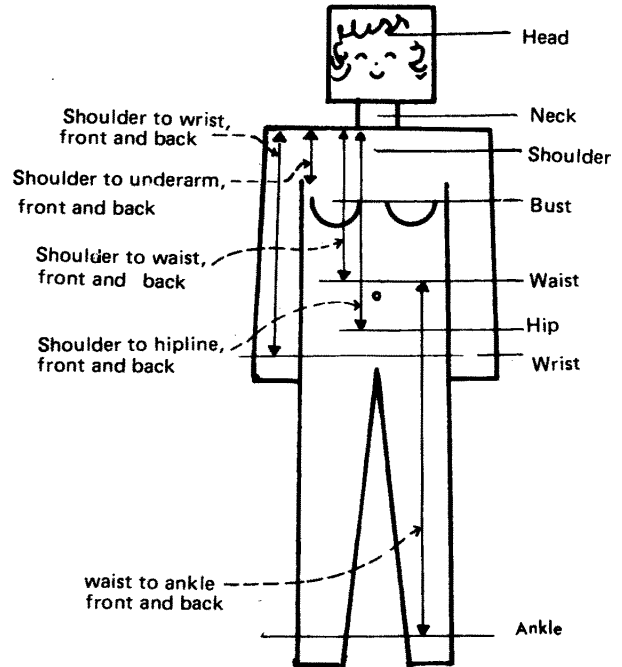
The body shown here represents all of us and shows the dimensions we must consider when we want the cloth we weave to shape to our bodies.

Generally we find measurements of circumference (on the left side) and length (on the right side). Circumference measurements should be taken over the widest part of the area to be measured—and don't pull the measuring tape too tight. Vertical measurements reflect a measurement taken from both the front and the back of your body. You will find a difference and should use the longest measurement if planning your garment. Those measurements that involve the arm are using the bone at the shoulder as a guide. Other measurements that involve the torso use the base of the neck to indicate the shoulder line.

At the bottom of the page there are other miscellaneous measurements. The most important is the length from wrist to wrist (arms outstretched). Take this measurement across the back of your body.

It is best to work with a partner in finding out your measurements. Another person can more accurately place and read the tape for you. Because most handwoven clothing generally is not directly next to your skin—you may take the measurements over not too bulky slacks and tops.

Rose Broughton



Back waist length Front waist length
 Length from wrist to wrist (arms outstretched)
 center of neck to shoulder (up front and up back)
 front waist circumference front hip circumference
 back waist circumference back hip circumference

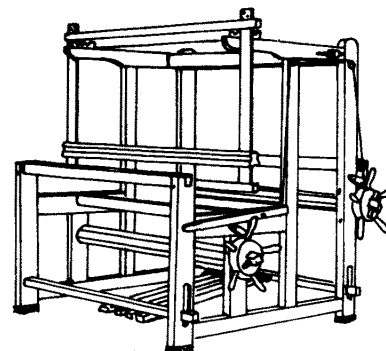
Vävstolsfabriken Glimåkra Standard. contremarches



This is a steady and sturdy loom, suitable for all kinds of weaving. The loom and the bench are made of choice fine-grain woods. The beater and the beams are laminated to prevent warping. All wooden parts are finished with clear varnish.

60 in — \$875.00 freight cost is extra.

I have a shop where many models are exhibited and where we also sell looms and accessories. You are welcome to pay us a visit.



M. Susan Brock Ltd.

1838 St. Clair Ave.

St. Paul, Minnesota 55105

tel. 612/699-1909