

AS THE WHEEL TURNS

by Pat Boutin Wald

This is the first in a new monthly serial of spinning articles. The format will change from month to month, but in general, it will cover special events, new products and book reviews. In depth discussions of topics relating to spinning written by myself, or guest writers, will also be included. I shall attempt to answer questions concerning spinning. If you have any questions or would like to contribute an article concerning a special interest, please write in care of *The Minnesota Weaver*.

People spinning on Ashford wheels sometimes have trouble getting fine adjustments on their draw tension. This situation can be improved by replacing the rubber band on the end of the nylon tension cord with a small spring (Fig. A). The spring should be approximately the size of those used in ball point pens. The pen springs, however, are too stiff. Look for a spring that will flex more with small amounts of tension.

To save time when plying, wind singles off the bobbin with a ball winder. Then one end from the center and one from the outside of the ball can be used to make a 2-ply yarn (Fig. B). This saves you from removing the bobbins or having yarn left over on one of the bobbins.

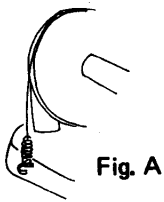


Fig. A

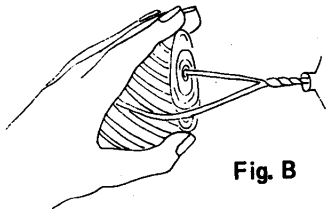



Fig. B

The use of Lazy Kates, Niddy Noddys and Swifts can be very confusing to a beginning spinner. These diagrams show how and when this equipment may be used.


Steps and Tools for Handspinning




separate fleece according to quality and cleanliness



wash, rinse and dry wool




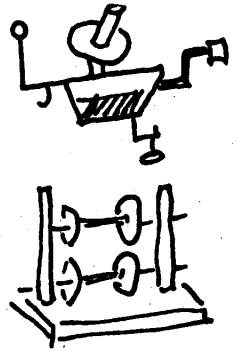
card



spin


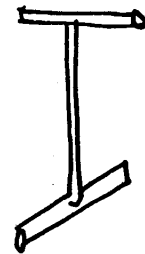
For two-ply yarn:

wind singles off bobbin with ball winder or ply using Lazy Kate to hold bobbins

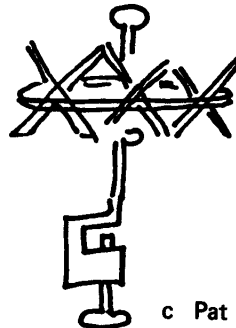


spin singles together opposite direction of their twist


make yarn into skein using niddy noddy, dampen and let dry under slight tension



to dye or store in skein; tie through skein with figure 8



put dry skein on swift and wind into ball for use



c Pat Boutin Wald '78

CIBA DYES

House of
Macrame

5416 Penn Ave. So.
927-8307