

SCOTTISH PATTERN TWILLS

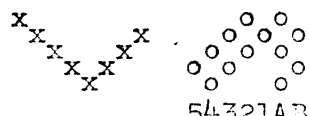
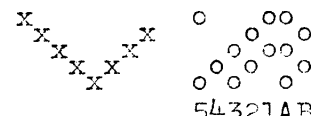
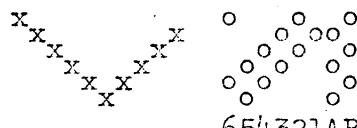
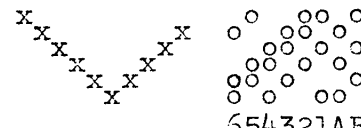
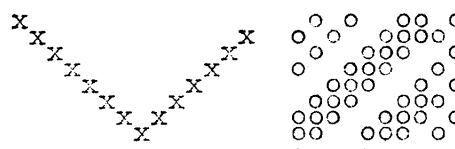
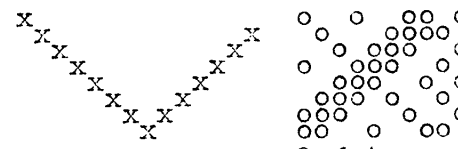
(adaptation from "Lined Work" by John Murphy, 1833)

Whenever there is question of pattern twills, called variously "fancy twills", "diamond twills", or "lined work", we turn instinctively to Scandinavian sources. Although it is true that these twills were and still are extensively woven in Sweden and other Scandinavian countries, nevertheless it is equally true that they flourished at the peak of development of handweaving in British Isles as well. The main if not the only difference is that in Britain the handweaving disappeared with the coming of power looms (except for tweeds and similar fabrics), and in Scandinavia it did not, and that the last British books on handweaving are out of print, when the Swedish ones are easily available. Thus it may be of interest to our readers if we bring back some of the forgotten Scottish pattern twills. They require little comment, and we shall limit ourselves to the threading, tie-up, and treadling drafts, since the draw-downs would take too much space. It is advisable however to make a draw-down before trying to weave any of these twills, taking at least two repeats in both directions.

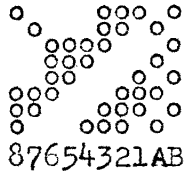
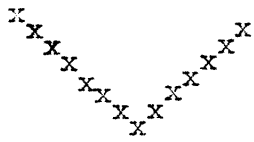
The drafts are written for different numbers of heddle-frames, from 5 to 16. The most interesting ones are for 8 or more frames.

The pattern twills can be woven either as plain twills i.e. without binder (the sett of warp should be then rather close, and the yarn fine, or the fabric will be too heavy), or we can use one shot of tabby binder after every shot of twill, as in overshot. Then the warp may be much more open, and the fabric lighter.


When weaving twills with binder the following conditions must be fulfilled: the draft must have tabby sheds, which in some cases with odd number of heddle-frames is impossible; when changing the direction of treadling double the point. For instance if the plain treadling is: 1234565432123 etc., the treadling with binder will be 123456654321123 etc. plus the tabby shots.

- | | | | |
|---|----|--|----|
|  <p>54321AB</p> <p>tr. 12345432</p> | 1. |  <p>54321AB</p> <p>tr. 12345432</p> | 2. |
|  <p>654321AB</p> <p>tr. 1234565432</p> | 3. |  <p>654321AB</p> <p>tr. 1234565432</p> | 4. |
|  <p>87654321AB</p> <p>tr. 12345678765432</p> | 5. |  <p>87654321AB</p> <p>tr. 12345678765432</p> | 6. |


In all drafts "A" and "B" are tabby treadles.





7.




8.




9.





10.




11.



12.




13.




14.

treadling for drafts: 7 - 14
12345678765432





15.



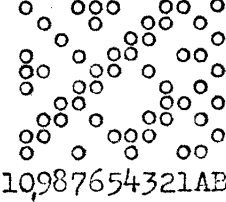
987654321AB

tr.: 1234567898765
6789876543212
345432.





16.

10987654321AB




17.

10987654321AB





18.

10987654321AB




19.

10987654321AB





20.

10987654321AB




21.

10987654321AB



22.



10987654321AB




23.

10987654321AB



treadling for drafts: 20 - 23 - 123456789 10 98765432




24.



25.





26.




27.

treading for drafts 24 - 27 - 123456789 10 11 12 11 10 98765432.





28.





29.

tr. for drafts 28, 29 - 123456789 10 11 12 13 14 13 12 10 98765432.



30.



31.

treading for drafts 30, 31 - 123456789 10 11 12 13 14 15 16
15 14 13 12 11 10 98765432.
