

TT

753

.P32

LIBRARY OF CONGRESS.

Chap. *PT 153* Copyright No.

Shelf *P32*

UNITED STATES OF AMERICA.




P A T T E R N S
FOR
N E E D L E W O R K,
INCLUDING THE VARIOUS KINDS OF
E M B R O I D E R Y, L A C E - W O R K, E T C.,

WITH
Diagrams Showing the Methods of Making the Various Stitches.

NEW YORK:
J. L. PATTEN & CO., Publishers.

1882.

COPYRIGHTED, 1883.



STAMPING OUTFIT

FOR KENSINGTON AND OTHER ART EMBROIDERY,
OUTLINE WORK, BRAIDING, &c.

Buy this Outfit and do your own Stamping, and also Stamping for others.

EACH OUTFIT CONTAINS TEN FULL SIZED PERFORATED STAMPING PATTERNS.

The designs are, Border for Dresses and Skirts, of Rose Vine, Border of Poppies, Bunch each of Roses, Lilies, Daisies, Fuchias, Lilies of the Valley, for various kinds of Fancy Work, Outline Design of Boy and Girl, Corner Design, etc., with

FULL INSTRUCTIONS FOR STAMPING AND WORKING.

Box Stamping Powder, Distributing Pad and Brush.

This Elegant Stamping Outfit by mail, postpaid, for 60 Cents.

Extra Stamping Patterns.

Spray of Mountain Ash, 10 cents. Bunch Field Daisies, 10 cents. Bunch of Jessamine, 10 cents. Bunch of Poppy, Wheat and Corn Flower, 15 cents. Violets, 15 cents. Bunch of Wild Roses, 25 cents. Corner of Wild Roses, suitable for Table Cover or Mantel, 25 cents. Bunch Rose Buds, Jasmine and Forget-me-nots, 25 cents. Kate Greenaway Design, suitable for Splasher or Tidy, 25 cents.

All the above extra Patterns for \$1.00, or the Outfit and these Patterns for \$1.50 postpaid.

Box Blue Stamping Powder, 10 cents. Distributing Pad, 10 cents. Brush for Moist Stamping, 10 cents.

OUR BOOK OF 100 DESIGNS for Corners, Borders, Centers, &c., for Kensington and other Art Needlework, 25 cents. This is not a book of Working Patterns, but shows some of our Patterns in reduced size, and is a good book from which to select from. Address

PATTEN PUBLISHING CO.,
47 BARCLAY STREET, NEW YORK.

DO YOU WANT TO MAKE MONEY.

WE WOULD LIKE AN AGENT IN EVERY TOWN

TO DO

STAMPING WITH OUR PATTERNS.

IT IS A PAYING BUSINESS.

There is no town of any size in the country in which there would not be a demand for this work. All you have to do is to let the people know that you can do stamping and have a variety of Patterns and business will begin. The Patterns can be used a thousand times and not injured, and as you get back the cost of the Pattern the first time you use it, future orders are all profit.

We give on another page a partial list of our Patterns but can furnish many other designs not mentioned. Send money in Registered letter or Postal order. Send postal stamps *only* for the fractional part of a dollar. Address all orders to


PATTEN PUBLISHING CO.,
47 BARCLAY STREET, NEW YORK.




Nº43.
HERRING-BONE STITCH.



Nº44.
CHAIN STITCH.



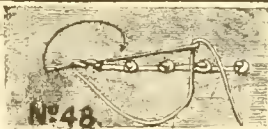
Nº45.
BUTTON-HOLE STITCH.



Nº46.
—EYELET HOLES.



CREWEL STITCH.



Nº48.
French Knot



Simple Stitching.



Single Hem Stitch.



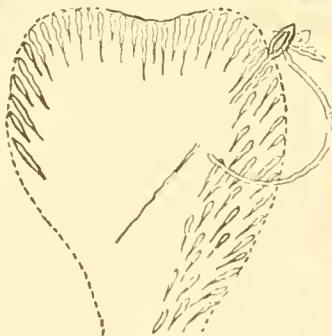
Double Hem Stitch.



Cording Stitch.



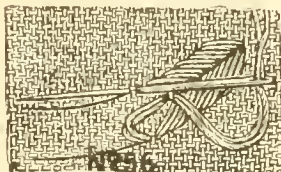
Nº52.
Satin Stitch.



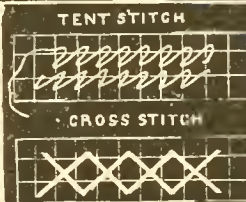
Feather Stitch.



Crewel Shading Stitch.



Nº56.
Crewel Herring-bone.




TENT STITCH


CROSS STITCH



TAPESTRY STITCH

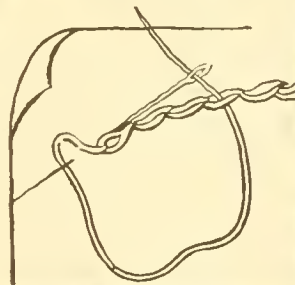


IRISH STITCH



GERMAN STITCH

CANVASS WORK STITCHES.




Twisted Chain Stitch.



Nº64.
Knotting Stitch.



Nº65.
Button-hole Stitch.



Nº66.
Running-out Stitch.



Nº67.
Darning Stitch.



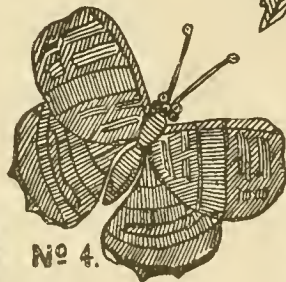
No 1.



No 3.



No 2.




No 4.




No 5.



No 6.




No 7.




No 8.


CREWEL WORK PATTERNS.




№ 9



№ 10



№ 12



№ 13

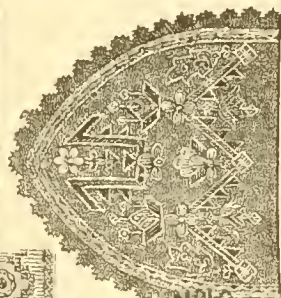


14

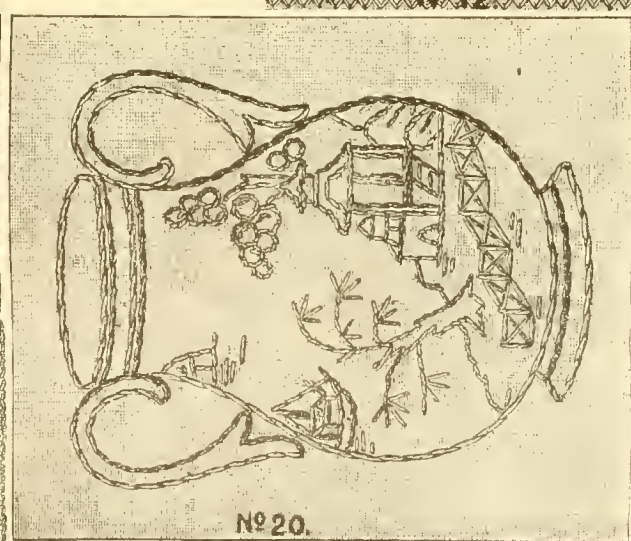
Blue. Red. Dark Blue. Light Olive. Dark Green. Dark Red. Light Red. Gold.



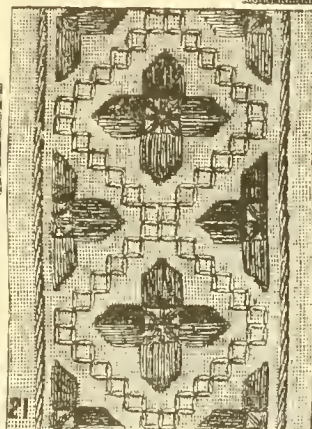
№ 15




№ 16




№ 20




21

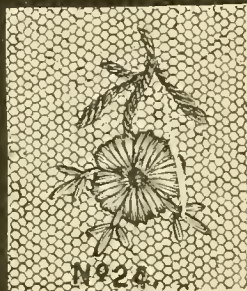


№ 17

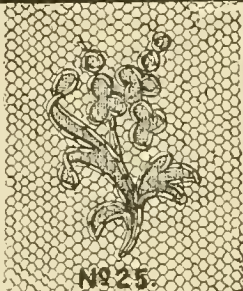


22






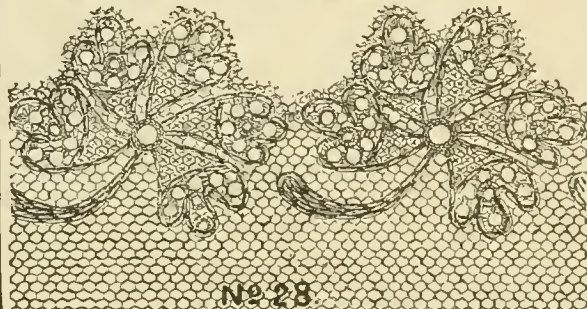
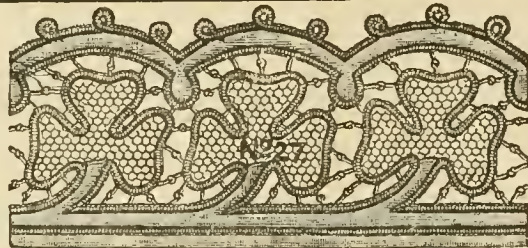
№24.



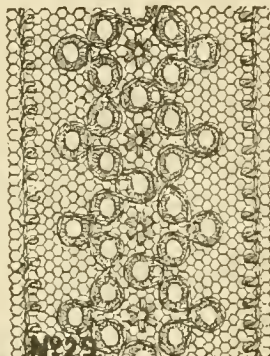
№25.




№26.



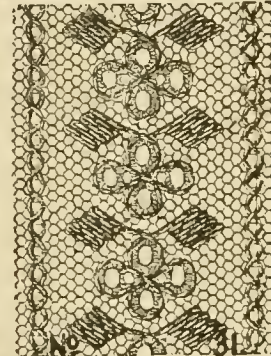
№28.



№29.



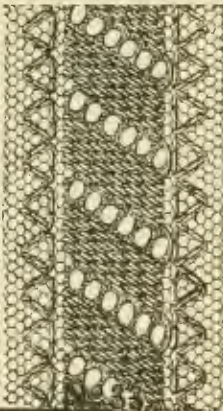
№30.




№31.



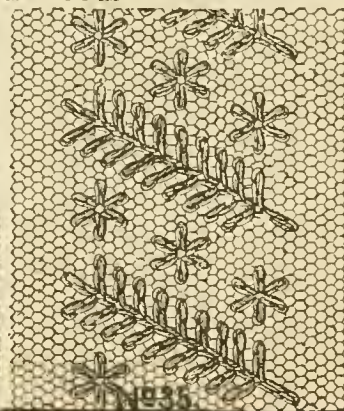
№32.




№33.



№34.




№35.







№36.

№37



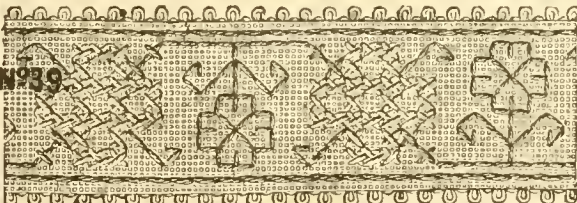
№38



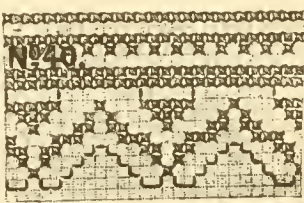
№42

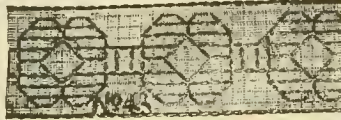


№39




№40

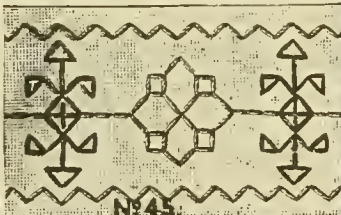





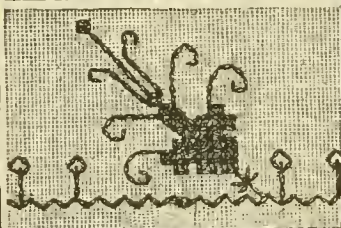
№43




№44





№45




№46




№ 47




№ 49




№50




No. 55



No. 57



No. 53




No. 56




No. 56




No. 57



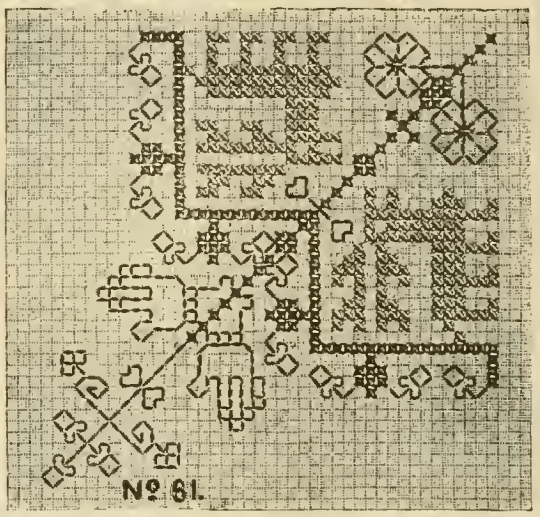
No. 58




No. 59.




No. 60.









No. 61.



No. 62.

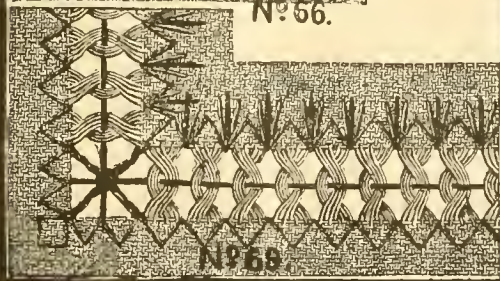


No. 63.



№ 66.

№ 67

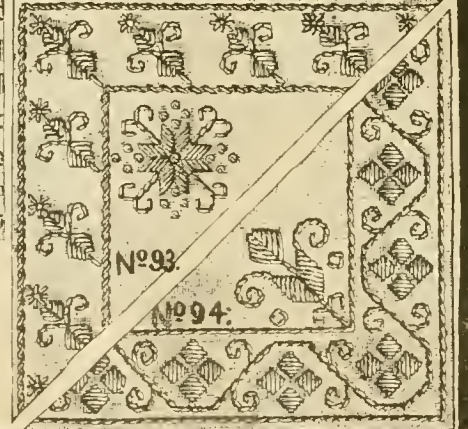





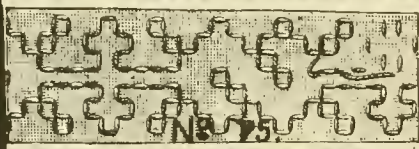
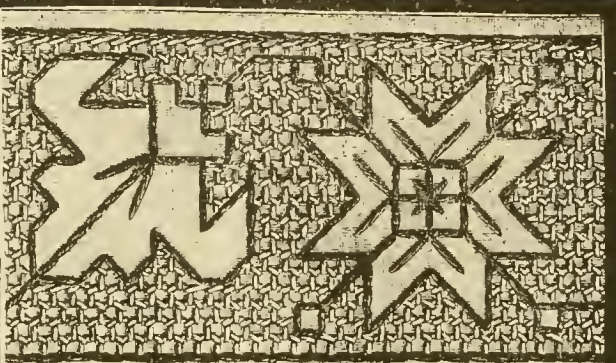





№ 68




№ 70

№ 71






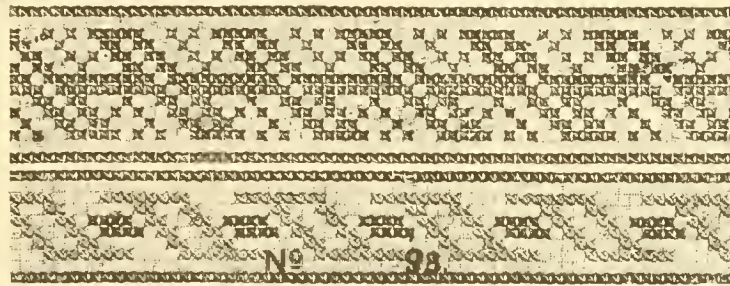
No. 95




No. 96




No. 97




No. 98



No. 99




No. 100



No. 101




No. 102




No. 103




No. 104



No. 105




No. 106



- BORDER : DRAWN
THREADS.



No. 107.



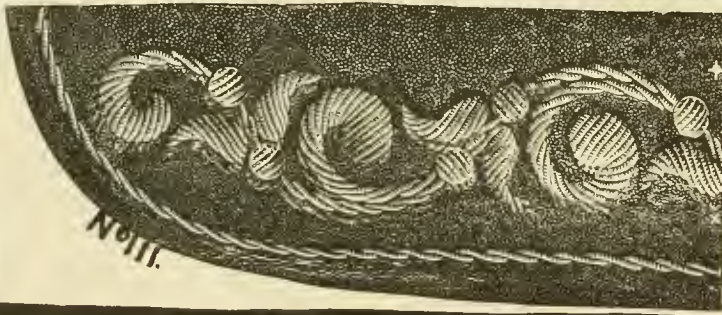
No. 108.




No. 109.



No. 110.



No. 111.



No. 112.

MANUAL OF
NEEDLEWORK,
EMBROIDERY, KNITTING,
CROCHETING, LACE MAKING, &c.



This is a book of over 100 Pages, giving plain and intelligent directions for doing all kinds of plain and fancy needlework, including the various kinds of artistic Embroidery, Knitting, Netting, Tatting, Crocheting, Lace Making, Darned Net Work, &c. It is profusely illustrated with cuts and diagrams showing how the various stitches are made, and is so plain and practical that it cannot fail to assist ladies in their ordinary sewing, and will also enable them to do the most **Artistic Embroidery** and to make many articles for home and personal adornment for themselves and friends.

South Kensington, Arrasene and other new kinds of Needlework are fully illustrated and explained, and directions giving for making many Fancy articles, including Table and Chair Scarfs, Piano Covers, Mantel and Window Lambrequins, Draperies, &c. Directions are also given for Knitting and Crocheting many useful and fancy articles. The chapter on Laco Making, will enable many ladies to make such desirable articles in Honiton and Point Lace as Collars, Collarettes, Tie Ends, Jabots, Edgings, Handkerchief Borders, Corners, &c., that will rival in beauty the most expensive lace. Macrame lace is also illustrated and explained as well as Darned net, Outline work, Rug Making, &c. We send this book postpaid for **35 cents**; four for **\$1.00**. Get three of your friends to send with you and obtain **Your Own Book Free**.

We will send this book and a One Dollar Outfit of **STAMPING PATTERNS** for **\$1.25**.

We want Agents in all parts of the country to sell the **MANUAL OF NEEDLEWORK** and our **STAMPING PATTERNS**. Address

PATTEN PUBLISHING CO.,

47 BARCLAY STREET, NEW YORK.

DIRECTIONS
FOR STAMPING WITH
Perforated Parchment Patterns.

DRY STAMPING is done by placing the Pattern (rough side up) upon the material to be stamped, putting weights of some kind upon the corners sufficiently heavy to keep the pattern from moving. Take a little of the powder from the box and put it upon the bottom of a plate or saucer and rub the Distributing Pad in it, then rub the pad with the powder upon it over the perforations till the pattern is clearly defined upon the material, this can be ascertained by raising one corner of the pattern. The Pattern can now be removed and the stamping fixed with a hot sad iron, keeping a piece of paper between the iron and the material. Do not move the iron about but hold it a moment in one place and then change positions. This melts the gum in the powder and sets the color. If the heat changes the color of the material, iron it all over. Stamping is done better in a cool, dry day, and the powder should be kept in a dry cool place.

The above is the best way to do stamping on light colored materials but for dark material where the blue powder would not show plainly, **MOIST STAMPING** is the best, as light colored powders do not work well. In Moist Stamping paint is used—zinc white mixed with boiled oil and some drying is very good mixed to the consistency of cream and put on with a brush which has a square end, or it may be rubbed on with the back of a dinnerknife being careful not to injure the pattern. The paint must not be allowed to dry on the pattern but both sides must be immediately cleaned off with spirits turpentine or benzine, and an old cloth. Persons doing only a little stamping can procure a small tube of the zinc white and some boiled oil and drying and mix the paint themselves, but if they are dealers and doing considerable stamping they should have a painter mix a considerable amount for them, which if kept covered, will remain good for a long time. The brush should be either kept in water all the time or should be washed out every time it is used.

PERFORATED PARCHMENT STAMPING PATTERNS.

FOR KENSINGTON EMBROIDERY, OUTLINE WORK, BRAIDING, Etc.

NARROW SCALLOPS.

Patterns for Flannel Embroidery, Braiding, etc. Great variety of designs! Mention what kind you want. Strips 1 to 2 inches in width, 10 cts. per strip. 2 to 4 inches in width, 15 cts. to 20 cts. per strip. Wide Scallops, 20 cts. to 30 cts. per strip.

ALPHABETS.

For Hat Bands, Napkins, Handkerchiefs, etc., etc. Alphabets, size 1 to 2 inches, 50 cts. to \$1.00, per set, according to amount of work there is in the Patterns. Alphabets, 2 to 4 inches, 75 cts. to \$1.25 per set. Alphabets, 4 to 6 inches, \$1.00 to \$2.50 per set. Single Letters, 1 to 6 inches, 10 cts. each. Large Alphabets in Outline and Braiding Designs, for Pillow Shams, Blankets, etc., etc. \$2.00 to \$4.00 per set, Single Letters, 20 cts. each.

NARROW KENSINGTON STRIPS.

All kinds of Designs of Flowers, Ferns, etc., etc. Mention what kind you want and what width. 1 to 2 inches wide, 10 cts. to 15 cts. per strip. 2 to 4 inches wide, 15 cts. to 20 cts. per strip. 4 to 8 inches wide, 30 cts. to 50 cts. per strip.

SMALL BOUQUETS.

For D'oylies, Pin Cushions, Perfume Bags, Handkerchiefs and one hundred other things. Designs, 1 to 3 inches square, 10 cts. each. Designs, 3 to 6 inches square, 15 cts. to 20 cts. each.

LARGE BOUQUETS.

For Tidies, Table Covers, Corners, Lambrequins, etc., etc. Designs, 6 to 10 inches square, 20 cts. to 50 cts. each.

LARGE DESIGNS.

For Table Covers, Corners, etc. Designs, 12 to 24 inches, 50 cts. to \$1.00 each, according to fineness of the pattern.

A NEW CORNER DESIGN.

Rose Vine and other flowers.

UPRIGHT DESIGNS.

Eastlake Patterns, etc. A large variety of very choice designs. 25 cts. to \$1.00 per strip, according to quality.

OUTLINE EMBROIDERY PATTERNS.

Small Kate Greenaway Designs, for D'oylies, Handkerchiefs, etc., etc. A fine assortment! 10 cts. to 15 cts. each. Large Kate Greenaway Designs, for Tidies, Chair Backs, etc., 20 cts. to 50 cents each. Large variety of beautiful designs!

DESIGNS FOR INFANTS' BLANKETS.

Pillow Shams, etc., Cherubs, Mottoes, Birds, Flowers, etc. etc., 75 cts. to \$1.00 each.

CENTERS AND CORNERS.

For Carriage Blankets, 50 cts. to \$1.00 each.

TEA TRAY SETS.

Two Sets, 75 cts. and \$1.00 per set.

SINGLE FIGURES.

For Trays, Table Cloths, Side Boards, Napkins, etc., 25 cts. to 50 cts. each.

SPLASHER OUTLINE DESIGNS.

Size about 16 x 28 inches. Great variety of new designs! 65 cts. to \$1.25 each. We mention a few:—Morning Dip, 75 cts. Go thou and do likewise, 75 cts. Splash! Splash! 75 cts. Caught in the Shower, \$1.00. Wading Storks, 75 cts. Birds, etc., 75 cts. Pond Lilies, Swallow, etc., 75 cts. Boating in Tubs, 75 cts. "Mary, Mary, quite contrary," etc., \$1.00. Aesthetic Boy and Girl, \$1.00. Many other Designs.

EMBROIDERY SILK.


We will send you Embroidery Silk, any color, for 2 cts. a skein. Shaded Embroidery Silk comes in larger skeins, price, 3 cts. per skein. Please not send an order for less than 10 skeins, as it is inconvenient to send smaller quantities.

BLUE DRY STAMPING POWDER, 10 cts. per box. DISTRIBUTING PADS, 10 cts. Brush for Moist Stamping, 10 cts. Address

PATTEN PUBLISHING CO.,

47 Barclay Street, New York.





LIBRARY OF CONGRESS



0 014 080 291 8 ●