

FIG. 66. STRIPED INSERTION. See page 31

o, k 1, o, n, k 11, o, k 1, o, n. 36th round—k as usual, except that the last st on each needle is slipped to the following needle. 37th round—n, o, k 1, n, o, n, k 10, o, k 2, o, k 1. 38th round—Like 36th. 39th round—o, n, k 1, o, n, k 1, o, n, (n, o2, n) twice, k 1, o, k 1, o, n, k 1. 41st round—(k 1, n, o) twice, k 1, o, n, k 8, o, n, o, k 1, n, o. 43d round—(o, n, k 1) twice, o, n, o, n, k 7, (o, n, k 1) twice. 45th round—(k 1, n, o) 3 times, n, n, o2, n, k 2, o, (k 1, n, o) twice. 47th round—(o, n, k 1) 3 times, o, n, k 5, o, k 1, (o, n, k 1) twice. 49th round—(k 1, n, o) 3 times, k 1, o, n, k 4, o, n, o, (k 1, n, o) twice. 51st round—(o, n, k 1) 3 times, o, n, o, n, k 3 (o, n, k 1) 3 times. 53d round—(k 1, n, o) 4 times, n, k 2, o, (k 1, n, o) 3 times. 55th round—(o, n, k 1) 5 times, o, k 3 tog, k 1, (o, n, k 1) twice. 57th round—k 1, n, o. 58th round—Knit plain. 59th round—Bind off loosely 12 sts, * k 26, and slip the remainder of the sts on first needle to the second, to remain until the first corner is finished. (Knitting back on the 27 sts), 1st row—n, k 25. 2d row—p 2 tog, p 24. 3d row—n, k 23. 4th row—n, k 22. 5th row—p 2 tog, p 21. 6th row—n, k 20. 7th row—p 2 tog, p 19. 8th row—(n, o) 9 times, n. 9th row—p 2 tog, p 17. 10th row—n, k 16. 11th row—p 2 tog, p 15. 12th row—n, k 14. 13th row—n, k 13. 14th row—p 2 tog, p 12. 15th row—n, k 11. 16th row—p 2 tog, p 10. 17th row—n, k 9. 18th row—n, k 8. 19th row—p 2 tog, p 7. 20th row—n, k 1, o, n, o, n, k 1. 21st row—p 2 tog, p 5. 22d row—n, k 1, o, n, k 1. 23d row—p 2 tog, p 3. 24th row—n, k 2. 25th row—k 3 tog.

Draw the last st through and cut the thread; then begin on the next needle, bind off 21 sts, and repeat from * in the 59th row, for the other three corners. Only one corner is made on the block at the corner of the counterpane, and two on those at the sides, unless a straight edge is made, when all the blocks would

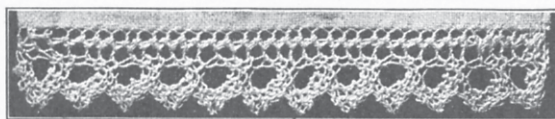


FIG. 67. EDGING. See page 31




FIG. 68. PINE BURR EDGING. See page 31

have four corners, and a border could be knit for it instead of using fringe.

Figure 71. Centrepiece.—No. 30 crochet cotton and two steel knitting-needles No. 12 or 14.

Cast on 80 sts. 1st row—sl 1, k 18, o, n, o, n, k 44, o, n, n, o2, n, k 1, o, n, k 1, o2, n, k 1. 2d row—k 3, p 1, k 2, o, n, k 2, p 1, k 2, o, n, k 64, leave 2, turn. 3d row—sl 1, k 17, o, n, o, n, k 43, o, n, k 5, o, n, k 5. 4th row—k 6, o, n, k 5, o, n, k 62, leave 4. 5th row—sl 1, k 16, o, n, o, n, k 20, n, o2, n, k 18, o, n, n, o2, n, k 1, o, n, k 1, o2, n, o2, k 2. 6th row—k 3, p 1, k 2, p 1, k 2, o, n, k 2, p 1, k 2, o, n, k 19, p 1, k 40, leave 6. 7th row—sl 1, k 15, o, n, o, n, k 17, n, o2, n, n, o2, n, k 16, o, n, k 5, o, n, k 8. 8th row—k 9, o, n, k 5, o, n, k 17, p 1, k 3, p 1, k 36, leave 8. 9th row—sl 1, k 8, n, o2, n, k 2, o, n, o, n, k 14, n, o2, n, k 4, n, o2, n, k 14, o, n, n, o2, n, k 1, o, n, k 1, (o2, n) 3 times, k 1. 10th row—k 3, p 1, k 2, p 1, k 2, p 1, k 2, o, n, k 2, p 1, k 2, o, n, k 15, p 1, k 7, p 1, k 23, p 1, k 8, leave 10. 11th row—sl 1, k 10, n, o, n, o, k 14, n, o2, n, k 8, n, o2, n, k 5, o, n, k 11. 12th row—Bind off 7, k 4, o, n, k 5, o, n, k 13, p 1, k 11, p 1, k 28, leave 12. 13th row—sl 1, k 7, n, o, n, o, k 13, n, o2, n, k 4, n, o2, n, k 4, n, o2, n, k 10, o, n, n, o2, n, k 1, o, n, k 1, o2, n, k 1.




FIG. 69. EDGING. See page 31

14th row—k 3, p 1, k 2, o, n, k 2, p 1, k 2, o, n, k 11, p 1, k 7, p 1, k 7, p 1, k 24, leave 14. 15th row—sl 1, k 4, n, o, n, o, k 12, n, o2, n, k 4, n, o2, n, n, o2, n, k 4, n, o2, n, k 8, o, n, k 5, o, n, k 5. 16th row—k 6, o, n, k 5, o, n, k 9, p 1, k 7, p 1, k 3, p 1, k 7, p 1, k 20, leave 16. 17th row—sl 1, k 1, n, o, n, o, k 11, (n, o2, n, k 4) 4 times, k 2, o, n, n, o2, n, k 1, o, n, k 1, o2, n, o2, k 2. 18th row—k 3, p 1, k 2, p 1, k 2, o, n, k 2, p 1, k 2, o, n, (k 7, p 1) 4 times, k 16, leave 18. 19th row—sl 1, k 12, n, o2, n, k 4, n, o2, n, k 8, (n, o2, n, k 4) twice, o, n, k 5, o, n, k 8. 20th row—k 9, o, n, k 5, o, n, k 5, p 1, k 7, p 1, k 11, p 1, k 7, p 1, k 12, leave 20. 21st row—sl 1, k 8, (n, o2, n, k 4) 4 times, n, o2, n, k 2, o, n, n, o2, n, k 1, o, n, k 1, (o2, n) 3 times, k 1. 22d row—k 3, (p 1, k 2) 3 times, o, n, k 2, p 1, k 2, o, n, k 3, (p 1, k 7) 4 times, p 1, k 8, leave 22. 23d row—sl 1, k 8, n, o2, n, k 4, n, o2, n, k 8, (n, o2, n, k 4) twice, o, n, k 5, o, n, k 11. 24th row—Bind off 7, k 4, (o, n, k 5) twice, p 1, k 7, p 1, k 11, p 1, k 7, p 1, k 8, leave 24. 25th row—sl 1, k 8, (n, o2, n, k 4) 4 times, k 2, o, n, n, o2, n, k 1, o, n, k 1, o2, n, k 1. 26th row—k 3, p 1, k 2, o, n, k 2, p 1, k 2, o, n, (k 7, p 1) 4 times, k 8, leave 26. 27th row—sl 1, k 8, n, o2, n, k 4, n, o2, n, n, o2, n, k 4, n, o2, n, k 8, (o, n, k 5) twice. 28th row—k 6, o, n, k 5, o, n, k 9, p 1, k 7, p 1, k 3, p 1, k 7, p 1, k 8, leave 28. 29th row—sl 1, k 8, (n, o2, n, k 4) twice, n, o2, n, k 10, o, n, n, o2, n, k 1, o, n, k 1, o2, n, o2, k 2. 30th row—k 3, p 1,

k 2, p 1, k 2, o, n, k 2, p 1, k 2, o, n, k 11, p 1, k 7, p 1, k 7, p 1, k 8, leave 30. 31st row—sl 1, k 8, n, o2, n, k 8, n, o2, n, k 12, o, n, k 5, o, n, k 8. 32d row—k 9, o, n, k 5, o, n, k 13, p 1, k 11, p 1, k 8, leave 32. 33d row—sl 1, k 8, n, o2, n, k 4, n, o2, n, k 14, o, n, n, o2, n, k 1, o, n, k 1, (o2, n) 3 times, k 1. 34th row—k 3, (p 1, k 2) 3 times, o, n, k 2, p 1, k 2, o, n, k 15, p 1, k 7, p 1, k 8, leave 34. 35th row—sl 1, k 8, n, o2, n, n, o2, n, k 16, o, n, k 5, o, n, k 11. 36th row—Bind off 7, k 4, o, n, k 5, o, n, k 17, p 1, k 3, p 1, k 8, leave 36. 37th row—sl 1, k 8, n, o2, n, k 18, o, n, n, o2, n, k 1, o, n, k 1, o2, n, k 1. 38th row—k 3, p 1, k 2, o, n, k 2, p 1, k 2, o, n, k 19, p 1, k 8, leave 38. 39th row—sl 1, k 28, (o, n, k 5) twice. 40th row—k 6, o, n, k 5, o, n, k 26, leave 40. 41st row—sl 1, k 26, o, n, n, o2, n, k 1, o, n, k 1, o2, n, o2, k 2. 42d row—k 3, p 1, k 2, p 1, k 2, o, n, k 2, p 1, k 2, o, n, k 24, leave 42. 43d row—sl 1, k 24, o, n, k 5, o, n, k 8. 44th row—k 9, o, n, k 5, o, n, k 22, leave 44. 45th row—sl 1, k 13, n, o2, n, k 5, o, n, n, o2, n, k 1, o, n, k 1, (o2, n) 3 times, k 1. 46th row—k 3, (p 1, k 2) 3 times, o, n, k 2, p 1, k 2, o, n, k 6, p 1, k 13, leave 46. 47th row—sl 1, k 9, n, o2, n, n, o2, n, k 3, o, n, k 5, o, n, k 11. 48th row—Bind off 7, k 4, o, n, k 5, o, n, k 4, p 1, k 3, p 1, k 9, leave 48. 49th row—sl 1, k 9, n, o2, n, k 5, o, n, n, o2, n, k 1, o, n, k 1, o2, n, k 1. 50th row—k 3, p 1, k 2, o, n, k 2, p 1, k 2, o, n, k 6, p 1, k 9, leave 50. 51st row—sl 1, k 5, n, o2, n, n, o2, n, k 3, (o, n, k 5) twice. 52d row—k 6, o, n, k 5, o, n, k 4, p 1, k 3, p 1, k 5, leave 52. 53d row—sl 1, k 5, n, o2, n, k 5, o, n, n, o2, n, k 1, o, n, k 1, o2, n, o2, k 2. 54th row—k 3, p 1, k 2, p 1, k 2, o, n, k 2, p 1, k 2, o, n, k 6, p 1, k 5, leave 54. 55th row—sl 1, k 12, o, n, k 5, o, n, k 8. 56th row—k 9, o, n, k 5, o, n, k 10, leave 56. 57th row—sl 1, k 10, o, n, n, o2, n, k 1, o, n, k 1, (o2, n) 3 times, k 1. 58th row—k 3, (p 1, k 2) 3 times, o, n, k 2, p 1, k 2, o, n, k 8, leave 58. 59th row—sl 1, k 8, o, n, k 5, o, n, k 11. 60th row—Bind off 7, k 4, o, n, k 5, o, n, k 66.

This completes one section; it requires twelve sections for the centrepiece. In the last row of last section, bind off (loosely) all the sts, and overcast last and first edges together.

Figure 72. Tumbler Doily.—No. 30 crochet cotton and two steel knitting-needles No. 12 or 14.

Cast on 26 sts. 1st row—sl 1, k 19, o, n, k 1, o2, n, k 1. 2d row—k 3, p 1, k 2, o, n, k 18, leave 1. 3d row—sl 1, k 18, o, n, k 5. 4th row—k 6, o, n, k 17, leave 2. 5th row—sl 1, k 8, n, o2, n, k 5, o, n, k 1, o2, n, o2, k 2. 6th row—k 3, p 1, k 2, p 1, k 2, o, n, k 6, p 1, k 9, leave 3. 7th row—sl 1, k 5, n, o2, n, n, o2, n, k 3, o, n, k 8. 8th row—Bind off 4, k 4, o, n, k 4, p 1, k 3, p 1, k 6, leave 4. 9th row—sl 1, k 2, n, o2, n, k 4, n, o2, n, k 1, o, n, k 1, o2, n, k 1. 10th row—k 3, p 1, k 2, o, n, k 2, p 1, k 7, p 1, k 3, leave 5. 11th row—sl 1, k 3, n, o2, n, n, o2, n, k 3, o, n, k 5. 12th row—k 6, o, n, k 4, p 1, k 3, p 1, k 4, leave 6. 13th row—sl 1, k 4, n, o2, n, k 5, o, n, k 1,

o2, n, o2, k 2. 14th row—k 3, p 1, k 2, p 1, k 2, o, n, k 6, p 1, k 5, leave 7. 15th row—sl 1, k 12, o, n, k 8. 16th row—Bind off 4, k 4, o, n, k 11, leave 8. 17th row—sl 1, k 11, o, n, k 1, o2, n, k 1. 18th row—k 3, p 1, k 2, o, n, k 10, leave 9. 19th row—sl 1, k 10, o, n, k 5. 20th row—k 6, o, n, k 9, leave 10. 21st row—sl 1, k 2, n, o2, n, k 3, o, n, k 1, o2, n, o2, k 2. 22d row—k 3, p 1, k 2, p 1, k 2, o, n, k 4, p 1, k 3, leave 11. 23d row—sl 1, k 8, o, n, k 8. 24th row—Bind off 4, k 4, o, n, k 7, leave 12. 25th row—sl 1, k 7, o, n, k 1, o2, n, k 1. 26th row—k 3, p 1, k 2, o, n, k 6, leave 13. 27th row—sl 1, k 6, o, n, k 5. 28th row—k 6, o, n, k 5, leave 14. 29th row—sl 1, k 5, o, n, k 1, o2, n, o2, k 2. 30th row—k 3, p 1, k 2, p 1, k 2, o, n, k 4, leave 15. 31st row—sl 1, k 4, o, n,




FIG. 70. COUNTERPANE MADE IN BLOCKS. See page 31

k 8. 32d row—Bind off 4, k 4, o, n, k 3, leave 16. 33d row—sl 1, k 3, o, n, k 1, o2, n, k 1. 34th row—k 3, p 1, k 2, o, n, k 2, leave 17. 35th row—sl 1, k 2, o, n, k 5. 36th row—k 6, o, n, k 1, leave 18. 37th row—sl 1, k 1, o, n, k 1, o2, n, o2, k 2. 38th row—k 3, p 1, k 2, p 1, k 2, o, n, leave 19. 39th row—sl 1, o, n, k 8. 40th row—Bind off 4, k 4, o, n, k 19. Seven sections are required for the doily.

Figure 73. Plate Doily.—No. 30 crochet cotton and two steel knitting-needles No. 12 or 14.

Cast on 48 sts. 1st row—sl 1, k 41, o, n, k 1, o2, n, k 1. 2d row—k 3, p 1, k 2, o, n, k 39, leave 2, turn. 3d row—sl 1, k 25, n, o2, n, k 10, o, n, k 5. 4th row—k 6, o, n, k 11, p 1, k 25, leave 4. 5th row—sl 1, k 21, n, o2, n, n, o2, n, k 8, o, n, k 1, o2, n, o2, k 2. 6th row—k 3, p 1, k 2, p 1, k 2, o, n, k 9, p 1, k 3, p 1, k 21, leave 6. 7th row—sl 1, k 17, n, o2, n, k 4, n, o2, n, k 6, o, n, k 8. 8th row—Bind off 4, k 4, o, n, k 7, p 1, k 7, p 1, k 17, leave 8. 9th row—sl 1, k 13, n,

02, n, k 8, n, 02, n, k 4, o, n, k 1, 02, n, k 1. 10th row—k 3, p 1, k 2, o, n, k 5, p 1, k 11, p 1, k 13, leave 10. 11th row—sl 1, k 9, (n, 02, n, k 4) twice, n, 02, n, k 2, o, n, k 5. 12th row—k 6, o, n, k 3, p 1, k 7, p 1, k 7, p 1, k 9, leave 12. 13th row—sl 1, k 9, n, 02, n, k 8, n, 02, n, k 4, o, n, k 1, 02, n, 02, k 2. 14th row—k 3, p 1, k 2, p 1, k 2, o, n, k 5, p 1, k 11, p 1, k 9, leave 14. 15th row—sl 1, k 9, n, 02, n, k 4, n, 02, n, k 6, o, n, k 8. 16th row—Bind off 4, k 4, o, n, k 7, p 1, k 7, p 1, k 9, leave 16. 17th row—sl 1, k 9, n, 02, n, n, 02, n, k 8, o, n, k 1, 02, n, k 1. 18th row—k 3, p 1, k 2, o, n, k 9, p 1, k 3, p 1, k 9, leave 18. 19th row—sl 1, k 9, n, 02, n, k 10, o, n, k 5. 20th row—k 6, o, n, k 11, p 1, k 9, leave 20. 21st row—sl 1, k 21, o, n, k 1, 02, n, 02, k 2. 22d row—k 3, p 1, k 2, p 1, k 2, o, n, k 19, leave 22. 23d row—sl 1, k 19, o, n, k 8. 24th row—Bind off 4, k 4, o, n, k 17, leave 24. 25th row—sl 1, k 17, o, n, k 1, 02, n, k 1. 26th row—



FIG. 71. CENTREPIECE. See page 32

k 3, p 1, k 2, o, n, k 15, leave 26. 27th row—sl 1, k 10, n, 02, n, k 1, o, n, k 5. 28th row—k 6, o, n, k 2, p 1, k 10, leave 28. 29th row—sl 1, k 6, n, 02, n, k 3, o, n, k 1, 02, n, 02, k 2. 30th row—k 3, p 1, k 2, p 1, k 2, o, n, k 4, p 1, k 6, leave 30. 31st row—sl 1, k 6, n, 02, n, k 1, o, n, k 8. 32d row—Bind off 4, k 4, o, n, k 2, p 1, k 6, leave 32. 33d row—sl 1, k 9, o, n, k 1, 02, n, k 1. 34th row—k 3, p 1, k 2, o, n, k 7, leave 34. 35th row—sl 1, k 7, o, n, k 5. 36th row—k 6, o, n, k 5, leave 36. 37th row—sl 1, k 5, o, n, k 1, 02, n, 02, k 2. 38th row—k 3, p 1, k 2, p 1, k 2, o, n, k 3, leave 38. 39th row—sl 1, k 3, o, n, k 8. 40th row—Bind off 4, k 4, o, n, k 41. Commence at the first row and make 12 sections. When knitting the last row of the last section, bind off the entire row, and overcast the first and last edges together.

Figure 74. Fluted Lace. — No. 30 spool cotton or

No. 50 crochet cotton and two steel knitting-needles No. 14.

Cast on 55 sts. 1st row—sl 1, k 53, k and p the last st. 2d row—sl 1, k 54, leave 1, turn. 3d row—sl 1, k 53, k and p 1. 4th row—sl 1, k 54, leave 2. 5th row—sl 1, k 53, k and p 1. 6th row—sl 1, k 54, leave 3. 7th row—sl 1, k 53, k and p 1. 8th row—Bind off 4, k 2, (o, n) 10 times, k 28, leave 4. 9th row—sl 1, p 49, p and k 1. 10th row—sl 1, k 50, leave 5. 11th row—sl 1, k 1, (p 3 tog, k p and k 1) 9 times, k 24, k and p 1. 12th row—sl 1, k 25, p 25, leave 6. 13th row—sl 1, (k p and k 1, p 3 tog) 6 times, k 25, k and p 1. 14th row—sl 1, k 26, p 24, leave 7. 15th row—sl 1, k 49, k and p 1. 16th row—Bind off 4, k 2, (o, n) 9 times, k 26, leave 8. 17th row—sl 1, p 45, p and k 1. 18th row—sl 1, k 46, leave 9. 19th row—sl 1, k 1, (p 3 tog, k p and k 1) 5 times, k 24, k and p 1. 20th row—sl 1, k 25, p 21, leave 10. 21st row—sl 1, (k p and k 1, p 3 tog) 5 times, k 25, k and p 1. 22d row—sl 1, k 26, p 20, leave 11. 23d row—sl 1, k 45, k and p 1. 24th row—Bind off 4, k 2, (o, n) 8 times, k 24, leave 12. 25th row—sl 1, p 41, p and k 1. 26th row—sl 1, k 42, leave 13. 27th row—sl 1, k 1, (p 3 tog, k p and k 1) 4 times, k 24, k and p 1. 28th row—sl 1, k 25, p 17, leave 14. 29th row—sl 1, (k p and k 1, p 3 tog) 4 times, k 25, k and p 1. 30th row—sl 1, k 26, p 16, leave 15. 31st row—sl 1, k 41, k and p 1. 32d row—Bind off 4, k 2, (o, n) 7 times, k 22, leave 16. 33d row—sl 1, p 37, p and k 1. 34th row—sl 1, k 38, leave 17. 35th row—sl 1, k 1, (p 3 tog, k p and k 1) 3 times, k 24, k and p 1. 36th row—sl 1, k 25, p 13, leave 18. 37th row—sl 1, (k p and k 1, p 3 tog) 3 times, k 25, k and p 1. 38th row—sl 1, k 26, p 12, leave 19. 39th row—sl 1, k 37, k and p 1. 40th row—Bind off 4, k 2, (o, n) 6 times, k 20, leave 20. 41st row—sl 1, p 33, p and k 1. 42d row—sl 1, k 34, leave 21. 43d row—sl 1, k 1, (p 3 tog, k p and k 1) twice, k 24, k and p 1. 44th row—sl 1, k 25, p 9, leave 22. 45th row—sl 1, (k p and k 1, p 3 tog) twice, k 25, k and p 1. 46th row—sl 1, k 26, p 8, leave 23. 47th row—sl 1, k 33, k and p 1. 48th row—Bind off 4, k 2, (o, n) 5 times, k 18, leave 24. 49th row—sl 1, p 29, p and k 1. 50th row—sl 1, k 30, k and p 1. 51st row—sl 1, k 1, p 3 tog, k p and k 1, k 24, k and p 1. 52d row—sl 1, k 25, p 5, leave 26. 53d row—sl 1, k p and k 1, p 3 tog, k 25, k and p 1. 54th row—sl 1, k 26, p 4, leave 27. 55th row—sl 1, k 29, k and p 1. 56th row—Bind off 4, k 2, (o, n) 4 times, k 16, leave 28. 57th row—sl 1, p 25, p and k 1. 58th row—sl 1, k 26, leave 29. 59th row—sl 1, k 25, k and p 1. 60th row—sl 1, k 26, leave 30. 61st row—sl 1, k 25, k and p 1. 62d row—sl 1, k 26, leave 31. 63d row—sl 1, k 25, k and p 1. 64th row—Bind off 4, k 2, (o, n) 3 times, k 14, leave 32. 65th row—sl 1, p 21, p and k 1. 66th row—sl 1, k 22, leave 33. 67th row—sl 1, k 21, k and p 1. 68th row—sl 1, k 22, leave 34. 69th row—sl 1, k 21, k and p 1. 70th row—sl 1, k 22, leave 35. 71st row—sl 1, k 21, k and p 1. 72d row—Bind off 4, k 2, (o, n) twice, k 12, leave 36. 73d row—sl 1, p 17, p and k 1. 74th row—sl 1, k 18, leave 37. 75th row—sl 1, k 17, k and p 1. 76th row—sl 1, k 18, leave 38. 77th row—sl 1, k 17, k and p 1. 78th row—sl 1, k 18, leave



FIG. 72. TUMBLER DOILY. See page 33

39. 79th row—sl 1, k 17, k and p 1. 80th row—Bind off 4, k 2, o, n, k 10, leave 40. 81st row—sl 1, p 13, p and k 1. 82d row—sl 1, k 14, leave 41. 83d row—sl 1, k 13, k and p 1. 84th row—sl 1, k 14, leave 42. 85th row—sl 1, k 13, k and p 1. 86th row—sl 1, k 14, leave 43. 87th row—sl 1, k 13, k and p 1. 88th row—Bind off 4, k 10, leave 44. 89th row—sl 1, p 9, p and k 1. 90th row—sl 1, k 10, leave 45. 91st row—sl 1, k 9, k and p 1. 92d row—sl 1, k 10, leave 46. 93d row—sl 1, k 9, k and p 1. 94th row—sl 1, k 10, leave 47. 95th row—sl 1, k 9, k and p 1. 96th row—Bind off 4, k 6, leave 48. 97th row—sl 1, p 5, p and k 1. 98th row—sl 1, k 6, leave 49. 99th row—sl 1, k 5, k and p 1. 100th row—sl 1, k 6, leave 50. 101st row—sl 1, k 5, k and p 1. 102d row—sl 1, k 6, leave 51. 103d row—sl 1, k 5, k and p 1. 104th row—Bind off 4, k the remainder of the row. 105th row—sl 1, p 54. This is the end of the first section.

SECOND SECTION.—This follows immediately after the first section. With right side of the work uppermost, working from the outer edge in, and 55 sts on the needle. 1st row—sl 1, p 54. 2d row—sl 1, k 3, * (p 3 tog, k p and k 1) * 12 times, k 2, leave 1. 3d row—sl 1, p 53. 4th row—sl 1, k 3, * (k p and k 1, p 3 tog) * 12 times, k 1, leave 2. 5th row—sl 1, p 52. 6th row—sl 1, k 3, (p 3 tog, k p and k 1) 12 times, leave 3. 7th row—sl 1, p 51. 8th row—sl 1, k 3, (k p and k 1, p 3 tog) 11 times, k 3, leave 4. 9th row—sl 1, p 50. 10th row—Like 2d, (* to *) 11 times, k 2, leave 5. 11th row—sl 1, p 49. 12th row—Like 4th (* to *) 11 times, k 1, leave 6. 13th row—sl 1, p 48. 14th row—Like 2d, (* to *) 11 times, leave 7. 15th row—sl 1, p 47. 16th row—Like 4th, (* to *) 10 times, k 3, leave 8. 17th row—sl 1, p 46. 18th row—Like 2d, (* to *) 10 times, k 2, leave 9. 19th row—sl 1, p 45. 20th row—Like 4th, (* to *) 10 times, k 1, leave 10. 21st row—sl 1, p 44. 22d row—Like 2d, (* to *) 10 times, leave 11. 23d row—sl 1, p 43. 24th row—Like 4th, (* to *) 9 times, k 3, leave 12. 25th row—sl 1, p 42. 26th row—Like 2d row, (* to *) 9 times, k 2, leave 13. 27th row—sl 1, p 41. 28th row—Like 4th, (* to *) 9 times, k 1, leave 14. 29th row—sl 1, p 40. 30th row—Like 2d, (* to *) 9 times, leave 15. 31st row—sl 1, p 39. 32d row—Like 4th (* to *) 8 times, k 3, leave 16. 33d row—sl 1, p 38. 34th row—Like 2d, (* to *) 8 times, k 2, leave 17. 35th row—sl 1, p 37.

Having 55 sts on the needle, begin with 1st row of first section—sl 1, k 53, k and p 1. Complete the first section, then the second section, alternating for the length required.

The model measures 4½ inches deep and about 4 inches to each scallop.

Figure 75. Block for Counterpane.—No. 8 or 10 knitting cotton and two steel knitting-needles No. 10 or 12.

This is knitted in triangular sections, of which six are required to make a block; the blocks are joined to make the spread.

Cast on 3 sts. 1st row—o, k 3. 2d row—o, k 4. 3d row—k 5. 4th row—k 5. 5th row—o, k 5. 6th

row—o, k 6. 7th row—k 7. 8th row—k 7. 9th row—o, k 7. 10th row—o, k 8. 11th row—k 1, (o, n) 4 times. 12th row—k 9. 13th row—o, k 9. 14th row—o, p 10. 15th row—k 11. 16th row—k 11. 17th row—o, k 1, (o, n) 5 times. 18th row—o, k 12. 19th row—k 13. 20th row—p 13. 21st row—o, k 13. 22d row—o, k 14. 23d row—k 15. 24th row—k 15. 25th row—o, k 15. 26th row—o, k 16. 27th row—k 8, o, k 1, o, k 8. 28th row—k 8, p 3, k 8. 29th row—o, k 9, o, k 1, o, k 9. 30th row—o, k 8, p 5, k 9. 31st row—k 11, o, k 1, o, k 11. 32d row—k 9, p 7, k 9. 33d row—o, k 12, o, k 1, o, k 12. 34th row—o, k 9, p 9, k 10. 35th row—k 14, o, k 1, o, k 14. 36th row—k 10, p 11, k 10. 37th row—o, k 15, o, k 1, o, k 15. 38th row—o, k 10, p 13, k 11. 39th row—k 1, o, n, k 8, n, k 9, n, k 8, n, o, k 1. 40th row—k 11, p 11, k 11. 41st row—o, k 2, o, n, k 7, n, k 7, n, o, k 2. 42d row—o, k 11, p 9, k 12. 43d row—k 1, o, n, k 1, o, n, k 6, n, k 5, n, o, k 1, n, o, k 1, n, o, k 1. 44th row—k 2, p 1, k 10, p 7, k 11, p 1, k 1. 45th row—o, k 6, o, n, k 5, n, k 3, n, k 5, n, o, k 6. 46th row—o, k 13, p 5, k 14. 47th row—k 1, o, n, n, o, n, o, n, k 1, o, n, k 4, n, k 1, n, k 4, n, o, k 1, n, o, n, o, n, o, k 1. 48th row—k 5, p 1, k 8, p 3, k 9, p 1, k 4. 49th row—o, k 2, o, n, k 5, o, n, k 3, k 3 tog, k 3, n, o, k 5, n, o, k 2. 50th row—o, k 30. 51st row—k 4, o, n, n, o, n, o, n, k 1, o, n, k 5, n, o, k 1, n, o, n, o, k 4. 52d row—k 8, p 1, k 14, p 1, k 7. 53d row—o, k 5, o, n, k 5, o, n, k 3, n, o, k 5, n, o, k 5. 54th row—o, k 32. 55th row—k 7, o, n, n, o, n, o, n, k 1, o, n, k 1, n, o, k 1, n, o, k 1, n, o, n, o, k 7. 56th row—k 11, p 1, k 10, p 1, k 10. 57th row—o, k 8, o, n, k 5, o, k 3 tog, o, k 5, n, o, k 8. 58th row—o, k 34. 59th row—k 10, o, n, n, o, n, o, n, k 1, o, n, n, o, n, o, k 10. 60th row—k 14, p 1, k 6, p 1, k 13. 61st row—o, k 11, o, n, k 9, n, o, k 11. 62d row—o, k 36. 63d row—k 13, o, n, n, o, n, o, n, o, n, k 1, o, k 13. 64th row—k 17, p 1, k 3, p 1, k 16. 65th row—o, k 14, o, n, k 6, n, o, k 14. 66th row—o, k 39. 67th row—k 16, o, n, n, o, n, o, n, o, k 16. 68th row—k 20, p 1, k 19. 69th row—o, k 17, o, n, k 2, n, o, k 17. 70th row—o, k 41. 71st row—k 19, o, n, n, sl first n over last n, o, k 19. 72d row—k 41. 73d row—o, k 20, o, n, k 19. 74th row—o, k 42. 75th row—o, k 43. 76th row—p 44. 77th row—o, k 44. 78th row—o, k 45. 79th row—k 1, (o, n) 22 times, k 1. 80th row—k 46. 81st row—o, k 46. 82d row—o, p 47. 83d row—Bind off.

Figure 76. Insertion.—No. 50 crochet cotton and two steel knitting-needles No. 15.




FIG. 73. PLATE DOILY. See page 33

Cast on 28 sts. *1st row*—k 1, * n, o, k 1, n, o, 4, n, o, n, o, k 8, o, n, o, n, o, 4, n, k 1, o, n, k 1. *2d row*—k 6, p 1, k 1, p 1, k 17, p 1, k 1, p 1, k 5. *3d row*—k 2, o, n, k 4, n, o, n, o, k 3, n, o, 2, n, k 3, o, n, o, n, k 4, n, o, k 2. *4th row*—k 17, p 1, k 16. *5th row*—k 2, o, n, k 3, n, o, n, o, k 2, n, o, 2, n, n, o, 2, n, k 2, o, n, o, n, k 3, n, o, k 2. *6th row*—k 15, p 1, k 3, p 1, k 14. *7th row*—k 2, o, n, k 2, n, o, n, o, k 5, n, o, 2, n, k 5, o, n, o, n, k 2, n, o, k 2. *8th row*—k 17, p 1, k 16. *9th row*—

p 16, turn, leave 6. *3d row*—k 19, o, n, o, n, o, k 2. *4th row*—k 10, p 16, k 6. *5th row*—k 26, o, n, o, n, o, k 2. *6th row*—k 11, p 16, leave 6. *7th row*—p 16, k 5, o, n, o, n, o, k 2. *8th row*—k 34. *9th row*—k 6, p 16, k 6, o, n, o, n, o, k 2. *10th row*—k 29, leave 6. *11th row*—p 16, k 7, o, n, o, n, o, k 2. *12th row*—Bind off 6, k 29.

Repeat from the 1st row until the work will lie flat around the centre, then bind off the whole of the last "12th row," and overcast the last and first rows neatly together. Overcast the outer section to the centre.




FIG. 74. FLUTED EDGING See page 34

k 2, o, n, k 1, n, o, n, o, k 4, (n, o, 2, n) twice, k 4, o, n, o, n, k 1, n, o, k 2. *10th row*—k 15, p 1, k 3, p 1, k 14. *11th row*—k 2, o, n, n, o, n, o, k 7, n, o, 2, n, k 7, o, n, o, n, o, k 2. *12th row*—k 17, p 1, k 16. *13th row*—k 3, n, o, n, o, k 20, o, n, o, n, o, k 3. *14th row*—Bind off 3 sts and k the rest plain. Begin again at the 1st row and repeat from * after binding off the first 3 sts to form the point.

Figure 77. Scroll Leaf Lace.—No. 50 crochet cotton and two steel knitting-needles No. 15.

Cast on 23 sts. *1st row*—sl 1, k 1, o, n, k 9, o, n, o, n, o, 4, n, k 1, o, n, k 1. *2d row*—k 6, p 1, k 1, p 1, k 14, p 1, k 2. *3d row*—sl 1, k 1, o, n, k 3, n, o, 2, n, k 3, o, n, o, n, k 4, n, o, k 2. *4th row*—k 17, p 1, k 5, p 1, k 2. *5th row*—sl 1, k 1, o, n, k 1, n, o, 2, n, o, 2, n, k 2, o, n, o, n, k 3, n, o, k 2. *6th row*—k 15, p 1, k 3, p 1, k 3, p 1, k 2. *7th row*—sl 1, k 1, o, n, k 3, n, o, 2, n, k 5, o, n, o, n, k 2, n, o, k 2. *8th row*—k 17, p 1, k 5, p 1, k 2. *9th row*—sl 1, k 1, o, n, k 1, n, o, 2, n, n, o, 2, n, k 4, o, n, o, n, k 1, n, o, k 2. *10th row*—k 15, p 1, k 3, p 1, k 3, p 1, k 2. *11th row*—sl 1, k 1, o, n, k 3, n, o, 2, n, k 7, o, n, o, n, o, k 2. *12th row*—k 17, p 1, k 5, p 1, k 2. *13th row*—sl 1, k 1, o, n, k 15, o, n, o, n, k 3. *14th row*—Bind off 3, k 19, p 1, k 2. Repeat from the 1st row.

Figure 78. Table Mat.—No. 10 or 12 knitting cotton and four steel knitting-needles No. 10 or 12.

This mat is made in two sections, the centre, which is knit in rounds with four needles, and the outer section, which is knit with the radius and overcast to the centre. Two needles are used for this section.

Cast on 2 sts on each of 3 needles. Join and knit *1st round*—Plain. *2d round*—(k 1, o, k 1) 3 times. *3d round*—Knit. *4th round*—(o, k 1) 9 times. *5th round*—Knit. *6th round*—(o, k 2) 9 times. *7th round*—Knit. *8th round*—(o, k 3) 9 times. *9th round*—Knit. *10th round*—(o, k 4) 9 times. *11th round*—Knit. *12th round*—(o, k 1, o, sl and b, k 2) 9 times. *13th round*—Knit. *14th round*—(o, k 1, o, sl and b, o, sl and b, k 1) 9 times. *15th round*—Knit. *16th round*—(o, k 1, o, sl and b, o, sl and b, o, sl and b) 9 times. *17th round*—Knit. Bind off loosely all around and break thread.

OUTER SECTION.—Cast on 30 sts, using only two needles. *1st row*—k 24, o, n, o, n, o, k 2. *2d row*—k 9,

Figure 79. Lace for Doily.—Crochet cotton No. 70 or 100 and two steel knitting-needles No. 18 or 20.

Cast on 28 sts. *1st row*—sl 1, k 4, o, sl 1, n, pass sl over n, o, k 12, n, o, k 3, o, n, k 1. *2d row*—k 2, o, k 5, o, n, k 8, p 9, k 2. *3d row*—sl 1, k 1, o, sl 1, n, pass sl over n, o, k 3, o, sl 1, n, sl over n, o, k 7, n, o, k 1, n, o, k 1, o, n, k 1, o, k 2. *4th row*—k 2, o, k 1, n, o, k 3, o, n, k 1, o, n, k 6, p 9, k 2. *5th row*—sl 1, k 4, o, sl 1, n, sl over n, o,

k 8, n, o, k 1, n, o, k 5, o, n, k 1, o, k 2. *6th row*—k 2, o, k 1, n, o, k 1, n, o, 2, n, k 2, o, n, k 1, o, n, k 4, p 9, k 2. *7th row*—sl 1, k 1, o, sl 1, n, sl over n, o, k 3, o, sl 1, n, sl over n, o, k 6, o, n, k 1, o, n, k 2, p 1, n, o, k 1, n, o, k 3. *8th row*—k 1, n, k 1, o, n, k 1, o, n, k 1, n, o, k 1, n, o, k 7, p 9, k 2. *9th row*—sl 1, k 4, o, sl 1, n, sl over n, o, k 11, o, n, k 1, o, sl 1, n, sl over n, o, n, k 1, o, k 1, n, k 1. *10th row*—k 1, n, k 1, o, n, k 3, n, o, k 9, p 9, k 2. *11th row*—sl 1, k 1, o, sl 1, n, sl over n, o, k 3, o, sl 1, n, sl over n, o, k 10, o, n, k 1, n, o, k 1, n, k 1. *12th row*—k 1, n, k 1, o, sl 1, n, sl over n, o, k 11, p 9, k 2.

Repeat from 1st row to make sufficient length to go around any size of linen centre.

Figure 80. Insertion.—Crochet cotton No. 100 or spool cotton No. 36 and two steel knitting-needles No. 18 or 20.

Cast on 16 sts. *1st row*—2 fag (o, 2, p 2 tog, o, p 2 tog), k 4, o, with left needle sl 4 sts last knitted over the loop on right needle, k 4, 2 fag. *2d row*—2 fag, k 4, o, k 1, 2 fag. *3d row*—2 fag, k 1, k p and k the loop, k 4, 2 fag. *4th row*—Like 1st row. *5th row*—Like 2d row. *6th row*—Like 3d row. Repeat these 6 rows for the required length.

Figure 20. Oblong Doily (see page 7).—Crochet cotton No. 40 and two steel knitting-needles No. 14.

This doily is made in two separate pieces, the centre and a border, which are overcast together.

To make the centre: Cast on 4 sts. *1st row*—k 2, o, k 2. *2d and all even rows*—Knit plain, except k 1, p 1, in o. *3d row*—k 2, o, k 1, o, k 2. *5th row*—k 2, o, k 3, o, k 2. *7th row*—k 2, o, k 5, o, k 2. *9th row*—k 2, o, k 2, n, o, 2, k 3, o, k 2. *11th row*—k 2, o, k 10, o, k 2. *13th row*—k 2, o, k 1, n, o, 2, n, o, 2, n, k 1, o, k 2. *15th row*—k 2, o, k 5, n, o, n, k 5, o, k 2. *17th row*—k 2, o, k 1, n, o, 2, n, o, k 1, o, n, n, o, 2, n, k 1, o, k 2. *19th row*—k 2, o, k 2, n, o, 2, n, k 1, o, k 2. *21st row*—k 2, o, k 1, n, o, 2, n, n, o, k 5, o, n, n, o, 2, n, k 1, o, k 2. *23d row*—k 2, o, k 5, n, o, k 7, o, n, k 5, o, k 2. *25th row*—k 2, o, k 1, n, o, 2, n, n, o, k 9, o, n, n, o, 2, n, k 1, o, k 2. *27th row*—k 2, o, k 5, n, o, k 5, o, n, k 4, o, n, k 5, o, k 2. *29th row*—k 2, o, k 1, n, o, 2, n, n, o, k 4, n, o, k 1, o, n, k 4, o, n, n, o, 2, n, k 1, o, k 2. *31st row*—k 2, o, k 5,

n, o, k 4, n, o, k 3, o, n, k 4, o, n, k 5, o, k 2. 33d row—k 2, o, k 1, n, o2, n, n, o, k 4, n, o, k 5, o, n, k 4, o, n, n, o2, n, k 1, o, k 2. 35th row—k 2, o, k 5, n, o, k 4, n, o, k 2, n, o2, k 3, o, n, k 4, o, n, k 5, o, k 2. 37th row—k 2, o, k 1, n, o2, n, n, o, k 4, n, o, k 10, o, n, k 4, o, n, n, o2, n, k 1, o, k 2. 39th row—k 2, o, k 5, n, o, k 4, n, o, k 1, n, o2, n, k 2, n, o2, n, k 1, o, n, k 4, o, n, k 5, o, k 2. 41st row—k 2, o, k 1, n, o2, n, n, o, k 4, n, o, k 5, n, o, n, k 5, o, n, k 4, o, n, n, o2, n, k 1, o, k 2. 43d row—k 2, o, k 5, n, o, k 4, n, o, k 1, n, o2, n, n, o, k 1, o, n, n, o2, n, k 1, o, n, k 4, o, n, k 5, o, k 2. 45th row—k 2, o, k 1, n, o2, n, n, o, k 4, n, o, k 5, n, o, k 3, o, n, k 5, o, n, k 4, o, n, n, o2, n, k 1, o, k 2. 47th row—k 2, o, k 5, n, o, k 4, n, o, k 1, n, o2, n, n, o, k 5, o, n, o2, n, k 1, o, n, k 4, o, n, k 5, o, k 2. 49th row—k 2, o, k 1, n, o2, n, n, o, k 4, n, o, k 5, n, o, k 7, o, n, k 5, o, n, k 4, o, n, n, o2, n, k 1, o, k 2. 51st row—k 2, o, k 5, n, o, k 4, n, o, k 1, n, o2, n, n, o, k 3, n, o2, k 4, o, n, n, o2, n, k 1, o, n, k 4, o, n, k 5, o, k 2. 53d row—k 2, o, k 1, n, o2, n, n, o, k 4, n, o, k 5, n, o, k 2, n, o2, n, n, o2, n, k 2, o, n, k 5, o, n, k 4, o, n, n, o2, n, k 1, o, k 2. 55th row—k 2, o, k 5, n, o, k 4, n, o, k 1, n, o2, n, n, o, k 5, n, o2, n, k 5, o, n, n, o2, n, k 1, o, n, k 4, o, n, k 5, o, k 2. 56th row—Knit. The work is now the required width with 60 stitches. The next 42 rows, before narrowing, will be numbered from one.

1st row—k 2, o, n, n, o2, n, k 1, o, n, k 5, o, n, k 5, o, n, k 1, n, o2, n, n, o2, n, k 1, n, o, k 5, n, o, k 5, n, o, k 1, n, o2, n, n, o, k 2. 3d row—k 2, o, n, k 5, o, n, k 6, o, n, n, o2, n, k 1, o, n, k 2, n, o2, n, k 2, n, o, k 1, n, o2, n, n, o, k 6, n, o, k 5, n, o, k 2. 5th row—k 2, o, n, n, o2, n, k 1, o, n, k 7, o, n, k 5, o, n, k 6, n, o, k 5, n, o, k 7, n, o, k 1, n, o2, n, n, o, k 2. 7th row—k 2, o, n, k 5, o, n, k 8, o, n, n, o2, n, k 1, o, n, k 4, n, o, k 1, n, o2, n, n, o, k 8, n, o, k 5, n, o, k 2. 9th row—k 2, o, n, n, o2, n, k 1, o, n, k 9, o, n, k 5, o, n, k 2, n, o, k 5, n, o, k 9, n, o, k 1, n, o2, n, n, o, k 2. 11th row—k 2, o, n, k 5, o, n, k 10, o, n, n, o2, n, k 1, o, n, n, bind 1 st over, o, k 1, n, o2, n, n, o, k 10, n, o, k 5, n, o, k 2. 13th row—k 2, o, n, n, o2, n, k 1, o, n, k 11, o, n, k 5, o, n, k 17, n, o, k 1, n, o2, n, n, o, k 2. 15th row—k 2, o, n, k 5, o, n, k 12, o, n, n, o2, n, k 1, o, n, k 16, n, o, k 5, n, o, k 2. 17th row—k 2, o, n, n, o2, n, k 1, o, n, k 13, o, n, k 5, o, n, k 15, n, o, k 1, n, o2, n, n, o, k 2. 19th row—k 2, o, n, k 5, o, n, k 14, o, n, n, o2, n, k 1, o, n, k 14, n, o, k 5, n, o, k 2. 21st row—k 2, o, n, n, o2, n, k 1, o, n, k 15, o, n, k 5, o, n, k 13, n, o, k 1, n, o2, n, n, o, k 2. 23d row—k 2, o, n, k 5, o, n, k 16, o, n, n, o2, n, k 1, o, n, k 12, n, o, k 5, n, o, k 2. 25th row—k 2, o, n, n, o2, n, k 1, o, n, k 17, o, n, k 5, o, n, k 11, n, o, k 1, n, o2, n, n, o, k 2. 27th row—k 2, o, n, k 5, o, n, k 18, o, n, n, o2, n, k 1,

n, o, k 10, n, o, k 5, n, o, k 2. 29th row—k 2, o, n, n, o2, n, k 1, o, n, k 9, n, o, k 5, n, o, k 1, o, n, k 5, o, n, k 9, n, o, k 1, n, o2, n, n, o, k 2. 31st row—k 2, o, n, k 5, o, n, k 8, n, o, k 1, n, o2, n, n, o, k 3, o, n, n, o2, n, k 1, o, n, k 8, n, o, k 5, n, o, k 2. 33d row—k 2, o, n, n, o2, n, k 1, o, n, k 7, n, o, k 5, n, o, k 5, o, n, k 5, o, n, k 7, n, o, k 1, n, o2, n, n, o, k 2. 35th row—k 2, o, n, k 5, o, n, k 6, n, o, k 1, n, o2, n, n, o, k 7, o, n, n, o2, n, k 1, o, n, k 6, n, o, k 5, n, o, k 2. 37th row—k 2, o, n, n, o2, n, k 1, o, n, k 5, n, o, k 5, n, o, k 3, n, o2, k 4, o, n, k 5, o, n, k 5, n, o, k 1, n, o2, n, n, o, k 2. 39th row—k 2, o, n, k 5, o, n, k 4, n, o, k 1, n, o2, n, n, o, k 2, n, o2, n, n, o2, n, k 2, o, n, n, o2, n, k 1, o, n, k 4, n, o, k 5, n, o, k 2. 41st row—k 2, o, n, n, o2, n, k 1, o, n, k 3, n, o, k 5, n, o, k 5, n, o2, n, k 5, o, n, k 5, o, n, k 3, n, o, k 1, n, o2, n, n, o, k 2. 42d row—Knit. With the next row the narrowing begins for the last point, and the numbering will commence again at one.

1st row—k 1, n, o, n, k 5, o, n, k 4, o, n, n, o2, n, k 1, o, n, k 1, n, o2, n, n, o2, n, k 1, n, o, k 1, n, o2, n, n, o, k 4, n, o, k 5, n, o, n, k 1. 3d row—k 1, n, o, n, n, o2, n, k 1, o, n, k 4, o, n, k 2, n, o2, n, n, o2, n, k 2, n, o, k 5, n, o, k 4, n, o, k 1, n, o2, n, n, o, n, k 2, n, o, k 5, n, o, k 4, n, o, k 1, n, o2, n, n, o, n, k 1. 5th row—k 1, n, o, n, k 5, o, n, k 4, o, n, n, o2, n, k 1, o, n, k 6, n, o, k 1, n, o2, n, n, o, k 4, n, o, k 5, n, o, n, k 1. 7th row—k 1, n, o, n, o2, n, k 1, o, n, k 4, o, n, k 5, n, o, k 4, n, o, k 1, n, o2, n, n, o, n, k 1. 9th row—k 1, n, o, n, k 5,




FIG. 75. BLOCK FOR COUNTERPANE. THE SECTIONS ARE MADE SEPARATE, THEN JOINED TO FORM THE HEXAGON. See page 35

o, n, k 4, o, n, n, o2, n, k 1, o, n, k 2, n, o, k 1, n, o2, n, n, o, k 4, n, o, k 5, n, o, n, k 1. 11th row—k 1, n, o, n, n, o2, n, k 1, o, n, k 4, o, n, k 5, o, n, n, bind 1 over, o, k 5, n, o, k 4, n, o, k 1, n, o2, n, n, o, n, k 1. 13th row—k 1, n, o, n, k 5, o, n, k 4, o, n, n, o2, n, k 1, o, n, n, o2, n, n, o, k 4, n, o, k 5, n, o, n, k 1. 15th row—k 1, n, o, n, n, o2, n, k 1, o, n, k 4, o, n, k 9, n, o, k 4, n, o, k 1, n, o2, n, n, o, n, k 1. 17th row—k 1, n, o, n, k 5, o, n, k 4, o, n, n, o2, n, k 1, o2, n, n, o, k 4, n, o, k 5, n, o, n, k 1. 19th row—k 1, n, o, n, n, o2, n, k 1, o, n, k 4, o, n, k 6, n, o, k 4, n, o, k 1, n, o2, n, n, o, n, k 1. 21st row—k 1, n, o, n, k 5, o, n, k 4, o, n, n, o2, n, n, o, k 4, n, o, k 5, n, o, n, k 1. 23d row—k 1, n, o, n, n, o2, n, k 1, o, n, k 4, o, n, k 2, n, o, k 4, n, o, k 1, n, o2, n, n, o, n, k 1. 25th row—k 1, n, o, n, k 5, o, n, k 4, o, n, n, bind 1 over, o, k 4, n, o, k 5, n, o, n, k 1. 27th row—k 1, n, o, n, n, o2, n, k 1, o, n, n, o, n, k 3, n, o, k 1, n, o2, n, n, o, n, k 1. 29th row—k 1, n, o, n, k 5, o, n, k 7, n, o, k 5, n, o, n, k 1. 31st row—k 1, n, o, n, n, o2, n, k 1, o, n, k 5, n, o, k 1, n, o2, n, n, o, n, k 1. 33d row—k 1, n, o, n, k 5, o, n, k 3, n, o, k 5, n, o, n, k 1. 35th row—k 1, n, o, n, n, o2, n, k 1, o, n, k 1, n, o, k 1, n, o2, n, n, o, n, k 1. 37th row—k 1, n, o, n, k 5, o, k 3 tog, o, k 5, n, o, n, k 1. 39th row—k 1, n, o, n, n, o2, n, k 1, o, n, n, o2, n, n, o, n, k 1. 41st row—k 1, n, o, n, k 9, n, o, n, k 1. 43d row—k 1, n, o, n, n, o2, n, k 1, o2, n, n, o, n, k 1. 45th row—k 1, n, o, n, k 6, n, o, n, k 1. 47th row—k 1, n, o, n, n, o2, n, n, o, n, k 1. 49th row—k 1, n, o, n, k 2, n, o, n, k 1. 51st row—k 1, n, o, n, n, bind 1 over, o, n, k 1. 53d row—k 1, n, n, n. 54th row—Bind off 4. This completes the centre.

BORDER.—The border is composed of a repeated pattern (of 20 rows) and a repeated gore (of 20 rows); the pattern is knit 3 times for the short side of the centre; then, on the same stitches, 2 gores are knit; then follow: * 4 patterns, 3 gores, (at the point), 4 patterns, 2 gores, 3 patterns, 2 gores, 4 patterns, 3 gores (at the other point), 4 patterns, 2 gores. Bind off the whole last row of last gore and overcast to first edge and overcast the whole border to centre.

To make the border, cast on 25 sts. 1st row—sl 1, k 2, o, n, n, o2, n, k 1, o, n, k 9, o, n, o, k 2. 3d row—sl 1, k 3, o, n, k 5, o, n, k 4, n, o2, n, k 1, o, n, o, k 2. 5th row—sl 1, k 4, o, n, n, o2, n, k 1, o, n, k 1, n, o2, n, k 4, o, n, o, k 2. 7th row—sl 1, k 5, o, n, k 5, o, n, k 2, n, o2, n, k 3, o, n, o, k 2. 9th row—sl 1, k 6, o, n, n, o2, n, k 1, o, n, k 13. 10th row—Bind off 4, k 13, p 1, k 10. 11th row—sl 1, k 1, n, o2, n, k 2, o, n, k 5, o, n, k 4, o, n, o, k 2. 13th row—sl 1, k 3, n, o2, n, k 1, o, n, o2, n, k 1, o, n, k 4, o, n, o, k 2. 15th row—sl 1, k 1, n, o2, n, k 4, o, n, k 5, o, n, k 4, o, n, o, k 2. 17th row—sl 1, k 10, o, n, n, o2, n, k 1,

o, n, k 4, o, n, o, k 2. 19th row—sl 1, k 11, o, n, k 15. 20th row—Bind off 4, k 24. All even rows, except those given, are plain, always making 2 sts of each o2 in previous row, k 1, p 1.

After knitting this pattern, of 20 rows, twice more then proceed with the gore. 1st row—sl 1, k 9, o, n,




FIG. 76. INSERTION. See page 35

k 9, o, n, o, k 2. 2d row—k 24, leave 2, turn. 3d row—sl 1, k 8, o, n, k 4, n, o2, n, k 1, o, n, o, k 2. 4th row—k 8, p 1, k 14, leave 4. 5th row—sl 1, k 7, o, n, k 1, n, o2, n, k 4, o, n, o, k 2. 6th row—k 11, p 1, k 10, leave 6. 7th row—sl 1, k 6, o, n, k 2, n, o2, n, k 3, o, n, o, k 2. 8th row—k 10, p 1, k 10, leave 8. 9th row—sl 1, k 5, o, n, k 13. 10th row—Bind off 4, k 14, leave 10. 11th row—sl 1, k 4, o, n, k 4, o, n, o, k 2. 12th row—k 14, leave 12. 13th row—sl 1, k 3, o, n, k 4, o, n, o, k 2. 14th row—k 13, leave 14. 15th row—sl 1, k 8, o, n, o, k 2. 16th row—k 12, leave 16. 17th row—sl 1, k 7, o, n, o, k 2. 18th row—k 11, leave 18. 19th row—sl 1, k 10. 20th row—Bind off 4, k 24. Repeat these 20 rows once, then from * in directions for border, above, complete the whole border.

Figure 81. Lace.—No. 50 crochet cotton and two steel knitting-needles No. 14.

Cast on 22 sts and knit across plain. 1st row—Fagot (o2, p 2 tog), k 1, n, o2, n, k 1, fagot (fag), k 2, o, n, o, n, k 1, o2, k 1, o, n, o, n. 2d row—fag, k 3, in the o2 loop k 5 sts (k 1, p 1, k 1, p 1, k 1), k 7, fag, k 3, p 1, k 2, fag. 3d row—fag, k 6, fag, k 3, o, n, o, n, k 6, o, n, o, n, 4th row—fag, k 15, fag, k 6, fag. 5th row—fag, k 1, n, o2, n, k 1, fag, k 4, o, n, o, n, k 5, o, n, o, n. 6th row—fag, k 15, fag, k 3, p 1, k 2, fag. 7th row—fag, k 6, fag, k 5, o, n, o, n, k 4, o, n, o, n. 8th row—fag, k 15, fag, k 6, fag. 9th row—fag, k 1, n, o2, n, k 1, fag, k 6, o, n, o, n, k 3, o, n, o, n. 10th row—fag, k 15, fag, k 3, p 1, k 2, fag. 11th row—fag, k 6, fag, k 7, o, n, o, n, k 2, o, n, o, n. 12th row—fag, k 15, fag, k 6, fag. 13th row—fag, k 1, n, o2, n, k 1, fag, k 8, o, n, o, n, k 1, o, n, o, n. 14th row—fag, k 15, fag, k 3, p 1, k 2, fag. 15th row—fag, k 6, fag, k 9, (o, n) 4 times. 16th row—fag, k 15, fag, k 6, fag. 17th row—fag, k 1, n, o2, n, k 1, fag, k 10, o, n, o, n, k 3. 18th row—k 6, draw first 5 over the 6th st, k 11, fag, k 3, p 1, k 2, fag.

Repeat heading from 3d row and scallop from 1st row.

Figure 82. Lace.—No. 30 crochet cotton and two steel knitting-needles No. 14.

Cast on 27 sts. 1st row—sl 1, k 3, n, k 10, n, k 1, o, n, o, n, k 4. 2d row—o, k 2, n, k 3, p 14, k 4. 3d row—sl 1, k 2, o2, n, k 9, o, n, k 1, o, n, o, n, k 4. 4th row—o, k 2, n, k 3, p 15, k 4. 5th row—sl 1, k 3, n, k 8, o, k 3 tog, k 1, o, n, o, n, k 4. 6th row—o, k 2, n, k 3, p 13, k 4. 7th row—sl 1, k 2, o2, n, k 7, o, k 3

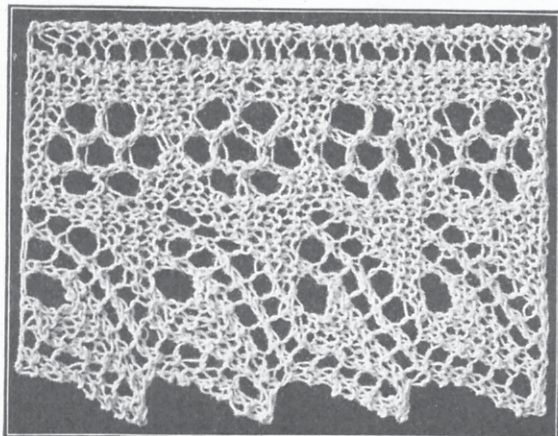


FIG. 77. EDGING. See page 36

tog, k 1, o, n, o, n, k 4. *8th row*—o, k 2, n, k 3, p 13, k 4. *9th row*—sl 1, k 3, n, k 6, o, k 3 tog, k 1, o, n, o, n, k 4. *10th row*—o, k 2, n, k 3, p 11, k 4. *11th row*—sl 1, k 2, o2, n, k 5, o, k 3 tog, k 1, o, k 1, o, n, o, k 5. *12th row*—o, k 2, n, k 3, p 13, k 4. *13th row*—sl 1, k 3, n, k 4, o, k 3 tog, k 1, o, k 3, o, n, o, k 5. *14th row*—o, k 2, n, k 3, p 13, k 4. *15th row*—sl 1, k 2, o2, n, k 3, o, k 3 tog, k 1, o, k 5, o, n, o, k 5. *16th row*—o, k 2, n, k 3, p 15, k 4. *17th row*—sl 1, k 3, n, k 2, o, k 3 tog, k 1, o, k 7, o, n, o, k 5. *18th row*—o, k 2, n, k 3, p 15, k 4. *19th row*—sl 1, k 2, o2, n, k 1, k 3 tog, k 1, o, k 9, o, n, o, k 5. *20th row*—o, k 2, n, k 3, p 16, k 4. Repeat these 20 rows for length required.

Figure 83. Card Centrepiece.—This centerpiece and the four doilies following are knit in the same manner as the centerpiece on page 2, Frontispiece. The method is carefully described in the text accompanying that illustration. The materials for the doilies are: one ball each No. 30 crochet cotton and two steel knitting-needles No. 12; the thread for the centerpiece may be No. 20 or 30, and it requires 4 balls.

Cast on, loosely, 80 sts. *1st row*—sl 1, k 3, (o, n) 12 times, k 1, o2, p 2 tog, k 41 (o2, p 2 tog) or fagot, k 2, o2, n, k 2. *2d row*—k 4, p 1, k 2, fagot, k 41, fagot, k 27, turn, leaving 2 sts unknit on the left-hand needle. (These sts left in each even row remain undisturbed until the last row of the pattern, when they are knit clear across, ready to begin the next section.) *3d row*—sl 1, k 26, fagot, k 27, n, o2, n, k 10, fagot, k 7. *4th row*—k 7, fagot, k 12, p 1, k 28, fagot, k 25, leave 4 sts. *5th row*—sl 1, k 1, (o, n) 11 times, k 1, fagot, k 25, (n, o2, n) twice, k 8, fagot, k 2, o2, n, o2, k 3. *6th row*—k 4, p 1, k 2, p 1, k 2, fagot, k 10, p 1, k 3, p 1, k 26, fagot, k 23, leave 6. *7th row*—




FIG. 78. TABLE MAT. See page 36

sl 1, k 22, fagot, k 23, (n, o2, n) 3 times, k 6, fagot, k 10. *8th row*—k 10, fagot, k 8, p 1, (k 3, p 1) twice, k 24, fagot, k 21, leave 8. *9th row*—sl 1, k 1, (o, n) 9 times, k 1, fagot, k 21, (n, o2, n) 4 times, k 4, fagot, k 2, (o2, n) 3 times, k 2. *10th row*—k 4, p 1, (k 2, p 1) twice, k 2, fagot, k 6, p 1, (k 3, p 1) 3 times, k 22, fagot, k 19, leave 10. *11th row*—sl 1, k 18, fagot, k 19, (n, o2, n) 4 times, k 6, fagot, k 13. *12th row*—k 13, fagot, k 8, p 1, (k 3, p 1) 3 times, k 20, fagot, k 17, leave 12. *13th row*—sl 1, k 1, (o, n) 7

times, k 1, fagot, k 17, (n, o2, n) 5 times, k 4, fagot, k 2, (o2, n) 4 times, k 3. *14th row*—k 5, p 1, (k 2, p 1) 3 times, k 2, fagot, k 6, p 1, (k 3, p 1) 4 times, k 18, fagot, k 15, leave 14. *15th row*—sl 1, k 14, fagot, k 15, (n, o2, n) 5 times, k 6, fagot, k 17. *16th row*—k 17, fagot, k 8, p 1, (k 3, p 1) 4 times, k 16, fagot, k 13, leave 16. *17th row*—sl 1, k 1, (o, n) 5 times, k 1, fagot, k 13, (n, o2, n) 6 times, k 4, fagot, k 17. *18th row*—Bind off 11, k 5, fagot, k 6, p 1, (k 3, p 1) 5 times, k 14, fagot, k 11, leave 18. *19th row*—sl 1, k 10, fagot, k 11, (n, o2, n) 6 times, k 6, fagot, k 2, o2, n, k 2. *20th row*—k 4, p 1, k 2, fagot, k 8, p 1, (k 3, p 1) 5 times, k 12, fagot, k 9, leave 20. *21st row*—sl 1, k 1, (o, n) 3 times, k 1, fagot, k 9, (n, o2, n) 6 times, k 8, fagot, k 7. *22d row*—k 7, fagot, k 10, p 1, (k 3, p 1) 5 times, k 10, fagot, k 7, leave 22. *23d row*—sl 1, k 6, fagot, k 7, (n, o2, n) 6 times, k 10, fagot, k 2, o2, n, o2, k 3. *24th row*—k 4, p 1, k 2, p 1, k 2, fagot, k 12, p 1, (k 3, p 1) 5 times, k 8, fagot, k 5, leave 24. *25th row*—sl 1, k 1, o, n, k 1, fagot, k 5, (n, o2, n) 6 times, k 12, fagot, k 10. *26th row*—k 10, fagot, k 14, p 1, (k 3, p 1) 5 times, k 6, fagot, k 3, leave 26. *27th row*—sl 1,




FIG. 79. DOILY. See page 36