


## HANDWEAVING NEWS



Some Ideas for Christmas Weaving.

Recently a number of people have written me asking for ideas for Christmas weaving. Surely this year they should be good practical gifts, so I will try to give some suggestions for the whole family.

The curtains above were woven on the Hearthside loom and are practical easy to make and most attractive. The one on the left is just striped in color at regular intervals, very easy and simple to make.

Use Home-craft Softcotton for the color stripes with cream color for the single shots. These stripes may be arranged about 6" apart or any distance desired. The curtain on the right was woven on carpet warp with a double weft of lemon yellow carpet warp and stripes of cream Home-craft soft cotton. Three inch spaces of warp were left unweaved, and stitched on each side, then stitched together to form the fringe after the curtain was removed from the loom. A rug of grey, black and lemon yellow to go with these makes a good bathroom combination. In weaving the rug, use just a little of the yellow and black with the largest amount of grey.

Place Mats for luncheon sets. are always acceptable. And we have found the ones made of corn shucks very attractive and serviceable. One of our newest ones was woven by Mrs. Kenneth Spalding, She used warp of deep peach color with weft of henna or rust thread, laying the short lengths of corn shuck in at hit and miss intervals. Ends of these were hemmed.

Another place mat woven by Joy Connor was made on a carpet warp white or cream, with weft of grey, brown, lemon-yellow, and tan wound on one shuttle, and yellow Home-craft cotton for the other weft. Weave this as follows, - 12 rows of plain weave with the four strand weft for a heading. For the border weave 5 rows of yellow Home-craft cotton. Now a row of Spanish weave with the yellow, Open the shed, go under four warps, change shed, back four warps, change shed, and ahead 8 warps, back four warps, then ahead 8 warps, changing shed as for the regular Spanish weave. Do this all across the row. Then one row of plain weave from the left to right. Another row of Spanish weave, then 5 more rows of plain weave with the same weft.

October 1944


Nellie Sargent Johnson 12489 Mendota Ave. Detroit 4, Mich.

To continue, - weave 6 rows plain weave with the four strand weft, then 3 rows with yellow cotton. For the center weave about 6 1/2 inches, then the border above in reverse back to the beginning. Finished size of this mat is about 11 1/2 x 16. For a larger mat the center can be woven longer.

Plaid place mats of carpet warp are also attractive as well as useful. For these use several colors in the warp and cross them with the same colors in the weft. Use the weft double if a heavier mat is desired. The weft for these is usually better if used double, we think, or have the warp double thread for every other one, then the weft can be single. For those of you using a regular loom space the warp about 8 threads to the inch to obtain the same spacing as the Hearthside Loom.

Bags are always nice gifts, and can be made in great variety. The simple draw string bag described in the February 1944 News is an excellent one. Try this using dark brown for the entire weft, gray for the entire weft, or blue, using the two weights of thread as given in these directions. Nos 5 mercerized cotton put in at intervals also adds to the interest of the weave. Three or four yards of upholstery material or a rug could also be woven on this setup.


No. 9837  
Vogue



Material woven by  
Mrs. Cora Crouch.



The sketch of the bag at the left is a most unusual one. It was woven on a striped carpet warp with the following colors, - 2 black, 3 yellow, 2 black, 2 brown, 1 green, 3 red, 1 green, 2 brown. Repeat in same order for full width of Hearthside Loom. Weft is black Home-craft cotton throughout in plain weave. On a four harness loom, thread the loom with the diamond pattern as follows, -



To weave this, use levers of Structo loom as indicated on the right side of the draft. For a treadle loom, use opposite harnesses in tie-up.

To make up this bag, it is necessary to weave about 30" of material. Use the Vogue pattern No. 9837 to cut by as shown. This makes a Very unusual arrangement of the colored stripes. The pattern No. 9852 is also another bag which does not need a commercial bag frame. These bags could also be made

with brocaded borders. Use some of the figures in April 1944 News for this. Hats and bags can be woven of wool if desired. Fine wools will cover the warp entirely. Germantown will not quite cover it.

Wool scarves can be woven on the Hearthside loom using shetland yarn for warp. Or if desired somewhat finer yarns can be used. Very fine yarn needs to be warped double. The beat on all of the wool things should be very light unless you wish to cover the warp entirely. Warp for these can be all of one color, but most scarves are more attractive with a striped warp of several colors. This can be woven with different wefts to give a plaid or all of one color of weft. Wool vests with brocaded borders are also attractive, and also small caps.

Wool Afghans can be made in attractive plaids, and are not nearly as expensive as knitted ones. They require much less yarn than for knitting, yet are light and warm. They should be woven in two pieces and sewed up the center, so plan the stripe so the sewing will not be too obvious. Three shades of one color with one color predominant make a good plaid.

I would appreciate hearing from those of you who wish to have me include something special in the News. I try to give what subscribers ask for. If you have not found what you wish in the News, have you written and told me? I am also trying to crowd into less space the same amount of material which I formerly used another page for. If at any time my explanations are not clear enough or too short, please let me hear from you.

Again I wish to remind you all that I am always glad to arrange special exhibits or lessons for anyone that wishes them. I have a very large collection of all sorts and kinds of textiles. Do not forget that these are available.