
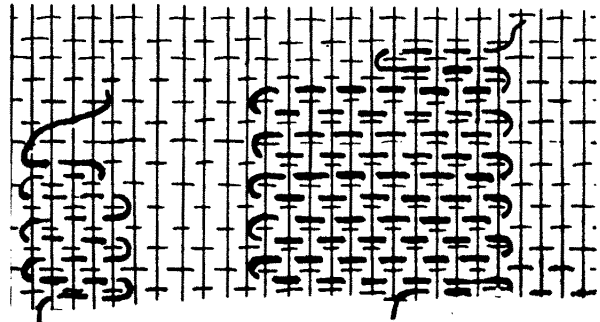


HANDWEAVING NEWS



WEAVING ON THE "HEARTHSIDE" TABLE LOOM.

DETAIL OF LAID-IN TECHNIQUE



VERTICAL LINES REPRESENT THE WARP. HEAVY HORIZONTAL LINES ARE THE LAID IN PATTERN DESIGN. LIGHT LINES ARE THE PLAIN WEAVE WEFT SHOTS. THEY GO IN THE SAME SHED AS THE DESIGN. NOTE HOW THE PATTERN WEFT TURNS BACK AND FORTH ACROSS THE ROW.

SOME LAID-IN TECHNIQUE.

THIS MONTH I AM GOING TO DESCRIBE FOR YOU SOME OF THE PIECES WHICH WERE MADE IN ONE OF MY WAYNE UNIVERSITY CLASSES. MOST OF THESE WERE MADE BY BEGINNERS. AS MANY SUBSCRIBERS FOR HANDWEAVING NEWS HAVE TWO HARNESS LOOMS, OR THE HEARTHSIDE "TABLE" LOOM, IT SEEMED AS THOUGH THIS MIGHT BE OF MUCH INTEREST TO MANY OF YOU.

A VERY ATTRACTIVE LARGE BAG, SHOWN ABOVE WAS WOVEN BY MRS. IRENE WOODWARD IN LAID-IN TECHNIQUE. THE DESIGN IS VERY SIMPLE AND YET EFFECTIVE. WARP WAS DARK BROWN CARPET WARP. WEFT FOR THE PLAIN WEAVE WAS ALSO THE DARK BROWN. THE PATTERN IN LAID-IN TECHNIQUE WAS LIGHT GREEN. BOTH WEFTS WERE OF THE HOME-CRAFT COTTON YARN. FOR THIS LARGE BAG FRAME, A 14" ONE, AN 18" WIDTH OF MATERIAL WAS WOVEN. THE BAG WAS ABOUT 15" DEEP. SO YOU SEE IT IS RATHER LARGE. ALL OF THE LAID-IN SPOTS CONSIST OF 7 LINES OF PATTERN WEFT BUT THEY ARE NOT ENTIRELY SYMETRICAL. THEY COULD HAVE BEEN PLACED A BIT MORE IRREGULAR WHICH WOULD MAKE A LITTLE BETTER DESIGN, BUT THE BAG AS A WHOLE WAS VERY GOOD LOOKING. IT WAS WELL MOUNTED AND WILL PROVE VERY SERVICEABLE, I AM SURE.

BAGS MUST BE WELL MADE. THEY SHOULD HAVE A "SMART" LOOK, AND NOT LOOK HOME-MADE TO BE SALEABLE. THERE ARE TRICKS WHICH ONE HAS TO LEARN TO ACHIEVE THIS RESULT. IF YOU HAVE A FLARE FOR STYLE, BAGS ARE VERY SALEABLE.

IT HAS ALWAYS SEEMED TO ME TO BE A REAL ACCOMPLISHMENT TO WEAVE SOMETHING OUT OF DISGARDED MATERIALS WHICH IS A REAL JOY TO SEE. DID YOU EVER SEE A SOFT WOVEN DRAPERY MATERIAL WOVEN FROM OLD NECKTIES?

WELL WE HAD ONE THIS PAST SPRING THAT WAS VERY MUCH ADMIRER AT OUR EXHIBIT OF WEAVING AT THE STATE ST. STORE OF SEARS, ROEBUCK & CO. WHEN I WAS THERE THIS PAST APRIL. MANY TIMES MY STUDENTS HEAR ME SAY TO BE ON THE LOOKOUT FOR SALES OF GOOD THREADS. EARLY LAST FALL, I FOUND SOME MERCERIZED COTTON IN NO. 10 SIZE ON BALLS, BUT KHAKI COLOR. THIS WAS OF COURSE A DULL AND A VERY NEUTRAL COLOR. BEIGE, GREY, OR LINEN COLOR WOULD ALSO HAVE WORKED WELL.

WE MADE A LONG WARP FOR THE HEARTHSIDE TABLE LOOM, ABOUT 15 YARDS, AND BEGAN TO EXPERIMENT WITH WIDTHS OF OLD NECKTIES TO WEAVE OVER IT. NECKTIES HAD BEEN WASHED AND CLEANED. THEN WE CUT THEM INTO LONG STRIPS LENGTHWISE THE TIE, ABOUT 2" WIDE. THE TIES ARE EASIER TO CUT IF PRESSED WELL FIRST.

MIX THE DIFFERENT COLORS UP WELL AND DO NOT WEAVE LONG STRIPS OF ONE COLOR. WE DID HOWEVER SEPARATE LIGHT COLORS AND THE DARK COLORS TO GIVE MIXED COLORED BANDS OF DARK AND LIGHT. SEW THE TIES TOGETHER OR THEY CAN BE JOINED RIGHT ON THE LOOM. WITH CARE, THIS CAN PRODUCE SPLENDOROUS RESULTS.

AUGUST 1947

NELLIE SARGENT JOHNSON

12489 MENDOTA AVE. DETROIT 4, MICH.

THE RUNNER AT THE RIGHT ON THIS PAGE WAS DESIGNED AND WOVEN BY DOUGLAS WARREN, ANOTHER OF MY STUDENTS AT WAYNE UNIVERSITY DURING THIS PAST SEMESTER. IT WAS WOVEN ON CARPET WARP. NATURAL EHMP THREAD WAS USED FOR THE PLAIN WEAVE THROUGHOUT THE RUNNER. THE AREAS MARKED WITH A B, WERE LAID-IN TECHNIQUE WITH THREE SHADES OF BLUE GREEN MERCERIZED COTTON No. 20 USED AS ONE WEFT. THE R'S WERE A OF BRIGHT RED MERCERIZED COTTON No. 20, JUST USED DOUBLE. THIS LAST WAS A VERY FINE THREAD TO USE ON THIS COARSE MATERIAL, BUT WE DID NOT WISH IT TO SHOW TOO MUCH, BUT JUST FOR AN ACCENT. THE VERTICAL LINES OF THIS RED THREAD, WERE JUST WRAPPED AROUND THE WARP THREAD UP TO THE POINT WHERE THEY CONTINUED HORIZONTALLY. THE ACTUAL LINES THEMSELVES ON THE RUNNER WERE NOT MUCH THICKER THAN THAT SHOWN ON THE DRAWING. THE N'S STAND FOR THE PLACES WHERE NO DESIGN WAS LAID-IN.

I WONDER HOW MANY OF OUR MEMBERS HAVE TRIED TO DO THIS LAID-IN TECHNIQUE. I HAVE A VERY FINE LESSON ON THIS WHICH INCLUDES THE LOAN OF SAMPLES FOR TWO WEEKS STUDY. MANY HAVE FOUND THIS MOST HELPFUL. COST OF THIS IS \$3.50 WILL THOSE OF YOU WHO DO HAVE ANY OF MY LOANED SAMPLES, PLEASE RETURN THEM, AS OTHERS ARE WAITING FOR THEM. I AM SO BUSY I SOMETIMES DO NOT HAVE TIME TO REMOND PEOPLE TO RETURN THEM, WITH A POST CARD.

I AM ENCLOSING WITH THIS NEWS, SOME ANNOUNCMENTS OF THE 6 HARNESS FOLDING FLOOR LOOM. LAST FALL WE EXPERIENCED SOME MANUFACTURING DIFFICULTIES, WHICH WE HOPE ARE ALL STRAIGHTENED OUT NOW. MANY OF YOU WROTE AND TOLD ME THAT YOUR ORDERS HAD BEEN RETURNED. THE LOOM WAS OUT OF PRODUCTION DUE TO INABILITY TO GET NECESSARY WOOD AND PARTS. LOOMS ARE COMING THROUGH IN FINE SHAPE NOW, IN CASE ANY OF YOU WISH TO PLACE AN ORDER. IT MAY POSSIBLY BE A BIT SLOW, BUT YOU WILL GET YOUR ORDERS. IF YOU HAVE ANY DIFFICULTY, WRITE TO ME AND I WILL DO THE BEST I CAN TO HELP YOU OUT. I AM JUST NOW IN THE PROCESS OF RE-WRITING THE WEAVING INSTRUCTION BOOK FOR THE FLOOR LOOM. IF ANY OF YOU FEEL ANY PART OF THAT BOOK IS NOT SUFFICIENTLY CLEAR OR EASY TO UNDERSTAND, OR IF YOU HAVE ANY OTHER SUGGESTIONS, I SHOULD BE HAPPY IF YOU WOULD WRITE TO ME.

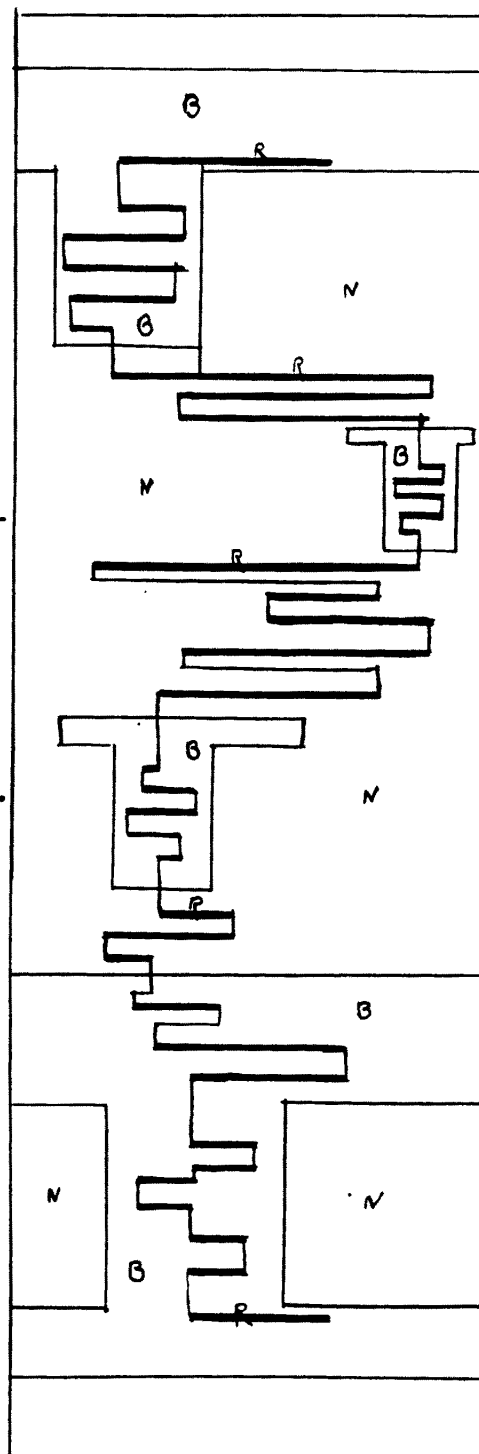
I HAVE JUST RECEIVED AN ANNOUNCMENT FROM MISS VERA KNEVITT, OF VICTORIA, B.C. CANADA, SAYING THE VICTORIA HAND WEAVER'S GUILD IS HAVING AN EXHIBIT THE 3RD, 4TH, AND 5TH OF JULY, IN THE DUKE OF KENT ROOM, EMPRESS HOTEL VICTORIA. IT GIVES ME MUCH PLEASURE TO SEND THEM GREETINGS AND AN EXHIBIT OF SOME OF THE WEAVING OF THE DETROIT HANDWEAVER'S GUILD. I WISH I COULD DROP IN AND SEE THIS.

DETROIT HANDWEAVER'S GUILD EXHIBIT

WILL BE HELD AGAIN THIS YEAR AT THE OLD WORLD MARKET OF THE INTERNATIONAL INSTITUTE ON EAST GRAND BLVD, DETROIT. I CANNOT GIVE YOU THE EXACT DATE, BUT I WILL HAVE IT FOR THE NEXT NEWS. IT WILL BE AS USUAL SOME TIME IN NOVEMBER.

A NUMBER OF SUBSCRIBERS HAVE ALREADY WRITTEN TO ME THAT THEY HOPE TO SEND US SOMETHING FOR THIS. IF YOU INTEND TO DO SO, PLEASE LET ME KNOW BY SEPTEMBER 1ST. AND ALL ARTICLES SHOULD REACH US NOT LATER THAN THE 15TH OF OCTOBER, SO THEY CAN PASS BEFORE OUR JURY. IT WAS OUR EXPERIENCE LAST YEAR THAT SMALL ARTICLES SOLD THE BEST. WE DID NOT SELL A SINGLE RUG OR A BAG, AND THERE WERE SOME VERY ATTRACTIVE ONES.

WHEN YOU SEND IN YOUR THINGS, KINDLY STATE WHETHER YOU WOULD BE WILLING TO HAVE YOUR ARTICLES PHOTOGRAPHED AND POSSIBLY WRITTEN UP IN HANDWEAVING NEWS. ALSO PLEASE SEND RETURN POSTAGE, OTHERWISE THEY WILL BE RETURNED BY EXPRESS COLLECT. IF ANY OF YOU HAVE SUGGESTIONS, EITHER FOR THE GUILD EXHIBIT OR FOR THE NEWS, PLEASE WRITE.



12 1/2"