



Ladies' and Misses' Waist
CREPE de Chine, the most favored of materials for waists, is suggested for this new model, No. 9386, which adheres to the newest mode by being a collarless slip-over style.

The ladies' and misses' waist-pattern, No. 9386, is cut in sizes from 34 to 42 inches bust measure. To make the waist in the 36-inch size will require 1 1/2 yards of 40-inch material.

Ladies' Dress

A RATHER conservative model, No. 9381, is made especially attractive by trimming the paneled front and side pockets with large covered buttons.

The ladies' dress-pattern, No. 9381, is cut in sizes from 34 to 44 inches bust measure. To make the dress in the 36-inch size will require 3 3/4 yards of 40-inch material, with 1/2 yard of 20-inch, or wider, contrasting material.

Ladies' Two-Piece Skirt

A SIMPLE two-piece skirt, No. 9387, neatly bound with braid, when worn

with a smart tailored shirtwaist, cannot be improved upon for a business garb.

The ladies' two-piece skirt-pattern, No. 9387, is cut in sizes from 26 to 34 inches waist measure. To make the skirt in the 26-inch size will require 2 1/2 yards of 40-inch material and 5 1/2 yards of binding.

Ladies' Dress

A SERVICEABLE dress for general wear can be had by using the style suggested in No. 9384, and working it out in a soft satin, and it will serve as an afternoon frock as well. The deep U-neck is filled in with a removable chemisette. The gathered skirt has additional fullness provided for in the inverted plait at each side. The sleeves may be in long or short length, with or without cuffs.

The ladies' dress-pattern, No. 9384, is cut in sizes from 36 to 42 inches bust measure. To make the dress in the 36-inch size will require 3 3/4 yards of 36-inch material, with 1/2 yard of 36-inch contrasting goods, and 1/2 yard of 16-inch material for vest.

We will send patterns of any of the garments illustrated and described above, by mail, postpaid, on receipt of fifteen cents each. In ordering, give number of pattern and size wanted. Address NEEDLECRAFT, Augusta, Maine

FREE

BIG 264 PAGE BARGAIN BOOK

WRITE FOR YOUR COPY TODAY

Dress Stylishly and Save Money

Get our Style Book and Bargain Price List. Learn what "Prices Smashed" means in connection with Chicago Mail Order Co. merchandise. See how we undersell all competition. Thousands of wonderful money-saving bargains that save you money on every purchase.

\$3.98

Delivered Free

Sensational Apron Dress Offer

106FE516. You will say that this apron dress is a stunning bargain. You simply cannot match it anywhere at our price. See it and compare it with similar garments offered elsewhere—then decide about keeping it. We take all the risk and guarantee money savings.

This stylish Apron Dress of plaid percale has a neat center panel effect outlined with plain color percale. Short sleeves bound with plain color percale and pocket piped in plain percale. Note the touch given by the knot tie, of plain self-color percale which trims the front.

79¢

PREPAID

The belt is plaid percale. The garment is full and roomy—very comfortable. Furnished in medium and large sizes.

Order by Number 106FE516. Price 79c. Delivered FREE. Money back if not satisfied. Give size wanted.

Great Silk Poplin Dress Offer

106FB125. Fafile lustro silk poplin. Has white poplin vestee. Silk embroidery in contrasting color on pockets and waist panels. Girdle belt with 4 rows trimming cords. Splendidly made and charming style. Lustrous, silky, dressy. Choice of navy blue or burgundy. Order No. 106FB125. Women's sizes 32 to 44 bust, Skirt 39; Misses' sizes 14 to 20 years, 32 to 38 bust, Skirt 37. State color wanted, navy blue or burgundy. Price \$3.98, delivered FREE.

Money Back

This means exactly what it says—Money Back. If any article we send does not satisfy you for any reason or for no reason, send it back at our expense and we will refund your money by return mail. And in addition to this advantage you buy at prices which give you simply sensational bargains. These are absolutely guaranteed. We are the one house that protects you for six months against the rise in prices.

5000 BARGAINS

Prices Smashed
Delivered Free

We prepay delivery charges on anything you order and refund return postage if you send any goods back. No extras for you to figure. Just actual advertised price is all you pay. Don't fail to send coupon today for our big 264-page catalog. It is surely worth while. Through it you can dress stylishly at amazing bargain prices.

Coats \$5.98 up. Suits \$10.98 up.
Dresses \$4.98 up. Waists 69c up.
Skirts \$1.98 up. Hats 98c up. Shoes \$1.49 up. Children's apparel 69c up. Boys' Suits \$3.98 up.

RUSH COUPON TODAY

CHICAGO MAIL ORDER Co. Chicago ILL.
 Indiana Ave. & 26th St. Dept. 106

Name _____ Address _____
 Send your big 264-page Bargain Catalog.



Vaseline Carbolated

Reg. U. S. Pat. Off.

PETROLEUM JELLY

A convenient, safe antiseptic for home use in dressing cuts and sores.

REFUSE SUBSTITUTES Illustrated booklet free on request.

CHESEBROUGH MFG. CO. (CONSOLIDATED) 3 State Street - New York City

Use This Chest FREE



Sent on Free Trial. A Famous Piedmont Red Cedar Chest. Your choice of many styles and designs sent on 15 days' free trial. A Piedmont protects furs, woollens and plumes from moths, mice, dust and damp. Distinctively beautiful. Needed in every home. Lasts for generations. Pays for itself in what it saves. The ideal gift for a wedding, birthday or Christmas. Write today for our new illustrated catalog-postcard free to you. **PIEDMONT RED CEDAR CHEST CO., Dept. G, Statesville, N. C.**

20 POT BULBS, 20c.
 6 New Purity Freesias, 1 Babians, 1 Bloemeria, 4 Star Bethlehem, 1 Double Rosebud, 3 Buttercup, and 4 Grand Duchess Oxalis, and pkt. of New Winter-blooming Spencer Sweet Peas and Carnations (will all bloom this winter). Catalog and growing instructions.
ALL MAILED FOR 20 CENTS
 Big catalog, free, of Hyacinths, Tulips, Narcissus, Peonies, Lilies, Irises, Phloxes, Hardy Plants, Shrubs, Vines, Berries in great variety. Also splendid window plants for winter. Seeds, etc.
John Lewis Childs, Inc., Floral Park, N. Y.

FREE BOOK Learn Piano!
 This Interesting Free Book shows how you can become a skilled player of piano or organ in your own home, at one-quarter usual cost. Dr. Quinn's famous Written Method is endorsed by leading musicians and heads of State Conservatories. Successful 25 years. A complete and complete piece in every key, within 4 lessons. Scientific yet easy to understand. Fully illustrated. For beginners or teachers old or young. All music free. Diploma granted. Write today for 64-page free book, "How to Learn Piano or Organ."
M. L. QUINN CONSERVATORY, Studio C 1, Social Union Bldg., Boston, Mass

200 Cross Stitch DESIGNS in Actual Colors GIVEN
 To prove the superiority of Collingbourne's Embroidery Floss, we will send book of 200 beautiful designs for Cross Stitch Embroidery, all reproduced in actual colors, free and postpaid to any lady sending only 10c in silver or stamps for three full size skeins of 6-strand Floss. Colors: Pink, Green, Delph Blue and Brown. Money back if you are not pleased.
COLLINGBOURNE MILLS, Dept. 21, Elgin, Ill.

I'll Save You 25 to 40%
 on the finest stove or range that ever came into your town. I can do it because I build them myself and sell them direct to you at wholesale prices.
Write and Get My New Book showing my beautiful line of Kalamazoo Stoves and Ranges, Gas and Oil Stoves, Metal White Enamel Kitchens, Cabinets and Tables, Phonographs, Refrigerators, Fireless Cookers, Sewing Machines, Washing Machines, Cream Separators, Paint and Roofing at money-saving prices. I quote easy terms, too; give an unconditional guarantee and pay the freight.
Ask for Catalog No. 713, "The Old Stove Master"
KALAMAZOO STOVE CO. Manufacturers Kalamazoo, Michigan
A Kalamazoo Direct to You We Pay the Freight

As a Prized Possession or for a Gift — the Centerpiece


By FRANCES HOWLAND

WHEN selecting a bit of needlework to take with her on a vacation, the average woman is very sure to choose a centerpiece. If she is a housekeeper, or has a remote idea of one day becoming mistress of a home, she knows she cannot have too many of these pieces, whose place is everywhere; and she knows, too, that nothing makes a more acceptable gift to any friend who has even one room to call home, especially if she has not the skill or time to do decorative stitchery on her own account. And so, for her "spare-minute" embroidery, the centerpiece seems just the thing.

The oval centerpiece should never be absent, in generous number, from one's store of household linens. It serves as a tray-cover, an end-piece at table, in the china-closet, on the sideboard or buffet — its uses are many. An extremely attractive oval has the favorite grape-and-leaf or vintage design. Stems and tendrils are corded — first padded with a line of stitches and then worked in over-and-over stitch which takes up so little of the material as to give the appearance of a fine cord laid smoothly along the surface, the leaves are veined in the same way and outlined with heavier cording — which is merely padded satin-stitch, as you know. Half of each leaf is filled in with seed-stitch, adding much to the effect. The grapes are also in satin-stitch, well padded. There is one thing that must be remembered in working grapes: the same direction of covering-stitches must be followed throughout, otherwise the effect is quite the reverse of pleasing. In the present instance the padding is put in across the grape and the covering-stitches run up and down — that is, lengthwise the cluster. A line of eyelets connects the end motifs, broken by a small grape-cluster at each side, and the edge is finished with buttonholed scallops of uniform size. Completed, the piece is ten by seventeen inches, a very useful size.


A seventeen-inch centerpiece, with decoration of Madeira embroidery — always "safe and sane" — has a line of eyelets, uniform in size, surrounding the center, the line broken at regular distances — every tenth eyelet — by groups of tiny flowerets in padded satin-stitch, affording a very happy arrangement of "solid-and-eyelet" work. The edge is finished with large, pointed scallops, each consisting of seven small scallops. Very little work is entailed in the production of this bit of needlework, but the design is thoroughly good, and one which is not readily tired of.

Another centerpiece of the same size is as "summery" as possible, with a most unusual design mainly in green and blue — a combination which somehow makes one think of ocean breezes, green fields and blue skies. The diamond-shaped motifs are outlined with green, and connected by lines of the same color and stitch. Either outline-stitch may be used, or a



No. 1527 D. This Has the Favorite "Vintage" Motif


fine chain-stitch, twisted-chain, beading-stitch or "snail-trail," but as a rule the plain outline, or etching-stitch is better liked than those which are more fancy. The diamond is divided to form nine tiny diamonds, in the center of each of which is a French knot, black in each point and center division, and yellow at each side. The four small flowers surrounding each diamond are blue, with petals of loop-stitch, or lazy-daisy stitch, and a yellow French knot at center, and



No. 1528 D. A Good Design, Not Easily Tired Of

the buttonholed scallops, white, are followed with a line of lighter blue, in outline-stitch.

Just a word about buttonholed edges, which should be worked with particular care if the articles so finished are to require frequent laundering. Either run with short stitches, or stitch on the machine, as is most convenient, both lines which indicate the space to be covered by buttonholing; then fill in between with the padding — outline- or chain-stitching serves admirably — and



No. 1529 D. Showing a "Summery" Touch of Color

cover the whole with close, even, firm buttonhole-stitches. Many workers like to cut a little in advance of buttonholing, working over the cut edge, while others prefer to cut the scallops after they are buttonholed, laundering the piece, or wetting and pressing it, before cutting.

Efficacious Home-Remedies

IF you need a laxative do not take drugs but purchase some wheat bran and take two tablespoonfuls every morning, stirred into a glass of water. If you do not like it this way, mix it with your breakfast cereal. Bran taken habitually will clear up a spotted complexion, cure ordinary indigestion and by aiding in removing the poisons from the system build up the health and strength.

For the relief of the sort of indigestion that causes pressure or palpitations there is nothing quite so good as that old-fashioned remedy, ginger. But it is better taken in the form of preserves than Jamaica ginger which is too fiery and contains too much alcohol to be used for anything except emergencies. A piece of ginger eaten right after a meal will stop the fermentation that causes gas. If you cannot get the preserved variety, get an ounce of ginger-root from the grocer, and stew it slowly with a little sugar and water until you have a strong ginger syrup which you can take in the same way.

There is a whole medicine-chest packed beneath the yellow skin of a lemon. I have often cured a nervous headache by drinking a cup of strong tea with two or three slices of lemon in it, while the juice of half a lemon in a cup of hot water the first thing in the morning is the best of liver-correctives in summer. It is a successful substitute for calomel and other drugs, without any of their ill effects. The next time you have a bilious headache take a teaspoonful of lemon-juice in a small cup of black coffee and you will feel better very quickly.

The acid of a lemon becomes alkaline when it enters the stomach and neutralizes the excess of acids of the gastric juice. The first effect is refreshing and after this slightly sedative. In almost all warm countries the lemon forms the ordinary medicine of the people. Throughout Italy a concoction of fresh lemons is considered a specific against fever. The juice is used to allay the caused by bites of insects. The Chinese have a method of using a cut lemon for neuralgia, that is said to be highly efficacious and can be used in all cases except neuralgia of the eyes. The application is simplicity itself and consists only of cutting a lemon in half and rubbing the wet surface on the skin.

The juice of a lemon, mixed with honey, is a pleasant cure for a catarrhal sore throat and also for the teasing cough that troubles some people in wet weather. Lemon-juice is also a specific for rheumatism and gout; as its alkaline base neutralizes the rheumatic acids. A dash of lemon-juice in water makes a very pleasant and effective tooth-wash, whitening the teeth and sweetening the breath. Outwardly applied, lemon-juice and rosewater will remove tan and whiten the skin. Lemon-juice on a lump of sugar will cure hoarseness. In fact, a common, ordinary yellow lemon is a concentrated drug store.

What Other Needleworkers Have Found Out

ONE day I purchased some blue-and-white checked toweling, intending to make some dish-towels. When I examined the material I found it had such a smooth linen finish, and was so pretty, that it seemed a pity to cut it up as originally planned, and I decided to make a breakfast-set of it instead of towels. I made one long runner, the full length of the table, and on this, at each side-center I sewed a strip long enough to reach to the edge of the table, giving the appearance of two runners crossed at the center. On each side of the center square I traced a simple design in "thousand flowers," making a square of the embroidery. This is worked by making one long stitch for each flower-petal. I used dark-blue thread, matching the checks of the toweling in shade. I made four small breakfast-napkins, twelve by sixteen inches, putting a small design of three flowers in one corner of each. One doily I made large enough for creamer and sugar, with the design through the middle across the width of the goods. This gave a space on each side for the pieces. Another doily was just large enough for salt and pepper, with two single flowers on it. With this set I made a hot-toast napkin and four egg-cup covers. Instead of hemming or scalloping the edges, I drew a fringe one inch deep, and have a set that is much admired.—Mrs. D. R. Anderson, Arkansas.

FOR the little samples of tatting and crochet, which could never be found when wanted, I procured some strips of holland or the material of which window-shades are made, that had been cut from the sides when the shades were fitted to windows; plenty of such strips may be had of your furniture-dealer, or any firm which puts up shades. Then I obtained the backs of sample-books, such as the mills send out to dry-goods merchants, made leaves for my book of the strips, and tacked the samples in. Another happy thought, which saves frequent search for crochet-hooks, is to put the hooks in a toothbrush-case, such as may be had for a small sum at any drug-store. I like this far better than the holder of covered cork which so many use.—Mrs. H. G. Rule, West Virginia.

THE woman who has a little knowledge of embroidery stitches, crocheting and tatting, will find a veritable goldmine in the midsummer sales of white waists. Often the perfectly plain waist "goes begging," even at a low price, while its decorated sisters, of not so good material, are at once picked up by the average shopper. By giving the plain waist a few touches of handwork, French knots of delicate color on cuffs and collar, a simple edging of crochet or tatting, or a pretty filet-inset, it is quite transformed, and does not cost more than a fraction of what it would if purchased already "touched up." — Annette Zimmerman, New York.

AT a time when table-linen is so scarce and high it behooves us all to devise ways and means of making our old supply, obtained before the devastation of the flax-fields or the withdrawing of so many workers from the industry—last as long as possible. I use sets of doilies and centerpiece, which I formerly considered more of a "fad" than anything else. Frequently one can buy these sets, with scalloped edges (machine-done, doubtless), at a very low price. I have a set of this description; over the scallops I sewed rickrack braid, and finished with a simple crocheted border of knot-stitch, varying the number of rows according to the size of doily. It is attractive and easily laundered.—Mrs. J. L. Carter, Maine.

SILK stockings, indeed, any kind of stockings, are rather precious in these days of high prices, and the fortunate possessor of a pair desires to make them last as long as possible. Sometimes a stitch will get broken and will ravel down the entire length of the leg if not attended to. Take a fine crochet-hook, pick up the first unraveled stitch, and pull the first raveled stitch through it; you now have another stitch on the needle. Pick up and pull the next raveled stitch through this, and so on to the end, fastening securely with needle and

thread. The mending is invisible and is quickly and easily accomplished. Try it.—Mrs. C. E. Deming, Nebraska.

THE home-dressmaker and seamstress who uses cut paper patterns for the many garments that fall to her lot to fashion, often has a great many on hand. I have made a pattern-pocket, as suggested by one of our contributors, each section or compartment marked with the initials of the one whose patterns it holds, and find this a great help. In addition, when there are many parts of one pattern, say the sleeves, waist, girdle, etc., not all of which are used every time, I have found it a time-saver to slip each pattern into separate large envelopes—that is, I put the sleeve-pieces in one and label it, waist pieces in another, and so on; then I tie all these envelopes together, with the original envelope on top to tell me what the pattern is, and when I merely want to use the sleeve-pattern I do not have to undo and look the whole thing over. "Time saved is money earned," you know.—E. B. J., North Carolina.

NEEDLECRAFT is a perfect mine of pleasure to me, there are so many new ideas to be gleaned from it. For example, I used the design of kittens, in filet-crochet September, 1918, in decorating a guest-towel for my little granddaughter, Jean—a pair of kittens at each end of the border, and her name in the middle. For the other end of the towel I made a narrower border with the chicken (October, 1918) at each end.—Mrs. J. R. DeWolfe, Canada.

IN regard to the removal of iodine-stains I wish to add my experience. They may be removed by simply pouring boiling water through, as any fruit-stain. Stretch the spot over a bowl or other dish, and pour the boiling water from the teakettle. Simply sponging with the water will remove such stains, but it must be done in either case before it is otherwise wet. By this method the stained garment need not be washed at all.—G. H., Illinois.

OFTEN we find that a winter skirt sags slightly at the side or in front. If a medium-sized dark button is sewed neatly on the under side the looks of the garment are greatly changed.—E. E. C., Nebraska.

I TOO, found the collar in filet-crochet, given in January, 1919, altogether too large. I made it by leaving out the center design, and starting with seventy-eight spaces; it is very pretty indeed.—Mrs. L. L. C., New York.

Directions for Stitches Used in Knitting

TO knit plain: Insert needle in front of stitch from left to right, thread over, draw through, and slip off the old stitch.

Narrow: Knit two stitches together. Purl or seam: Bring the thread between needles to front, insert right needle in front of stitch from right to left, right needle in front of left, carry thread around between needles, draw through, and return thread to back of work before knitting next plain stitch.

Purl-narrow: Purl two stitches together.

Over: Thread over needle before knitting, making an extra stitch.

Fagot: Over twice (the first "over" being that always used before a purred stitch, the second forming the extra stitch), purl two together.

Slip, narrow and bind: Slip first stitch, narrow next two, and draw the slipped stitch over. This is equivalent to knitting three together.

Slip and bind: Slip one, knit one, draw slipped stitch over. To cast or bind off work, continue this process as required.

Stars and parentheses indicate repetition, and are employed to shorten directions. Thus: * Over twice, narrow, repeat from * twice, and (over twice, narrow) three times, mean the same as over twice, narrow, over twice, narrow, over twice, narrow.



Fifth Avenue Styles—Direct From the Maker Save \$5 to \$10!

SEND FOR YOUR FREE COPY OF THE HAMILTON CATALOG

Photos From Life!
The Hamilton Catalog for Fall is illustrated with over 300 photographs taken on live models—beautifully printed in the Rotogravure. You see the garments just as they are—exactly as you will get them—the camera never lies!

Wholesale Prices!
By buying direct from us—the manufacturers—you pay but little more than wholesale prices. On each garment you save at least \$5—often as much as \$10. Our 200,000 pleased customers take advantage of this great saving!

Fifth Avenue Styles
These are not the usual mail order garments—they are newest styles now being sold in the sales rooms of our five story building on Fifth Avenue—the same styles that are shown in other smart Fifth Avenue stores, but much more moderately priced!

Our Liberal Guarantee
You run no risk in buying from us—we guarantee everything—even the fit. You are the judge. If it is unsatisfactory in any way, return it at our expense. We will refund your money without question. A trial will cost you nothing—postage prepaid!

Dresses, \$7.95 up; Suits, \$11.95 up; Coats, \$7.95 up; Waists, \$1.25 up
MILLINERY, FURS, SWEATERS, UNDERWEAR, SKIRTS AND SHOES



No. 20 Velvet Hat \$2.95

The object of this advertisement is to have you send for our catalog—a postcard today will do it. Thank you!

BE CURIOUS! Even if you do not want to buy—send for this beautiful book anyway, and see more than 300 photographs of the latest styles from Fifth Avenue. It's FREE



No. 21 Beaver Plush Hat \$1.25

HAMILTON GARMENT CO.

Mail Order Dept. } X9, 307 FIFTH AVE., N. Y.

Don't forget that the advertising columns of Needlecraft Magazine are authentic directories of the latest merchandise and under our guarantee furnish reliable and prompt service. Always mention this magazine when writing



HUMP Hair Pins
Keep the Hair in Place
5 Different Sizes—5 and 10¢ Packages Everywhere

New Filet Sweaters

for Fall—Sweater blouses
Sport coats and hats

JUST OFF THE PRESS! 32 page
new book—All original designs



One of the new filet slip-ons in a soft yellow with narrow black velvet ribbons. You will like the simple straight lines and the new oblong neck.

*Filet for the baby too
Handsome table linens
Dainty designs for personal wear
and the boudoir*

WRITE FOR YOUR BOOKS TODAY
or order from your dealer and save postage

Corticelli Filet Sweaters, Book No. 11. Twelve new filet sweaters—new designs to meet every need of town and country—from the simplest little slip-on to "Madelon," a handsome model with the new vestee front. Can be crocheted equally well in silk, cotton or yarn. A pretty coat sweater for the baby and an adorable little sweater of knitted filet with ribbons for a child of three years. A smart sport hat—filet of course—striking designs for the popular saddle bag. Every article illustrated. Full directions. Price 15 cents, by mail 18 cents.

Corticelli Yarn Book, No. 10. Slip-ons plain and fancy, sweater waists, blouse sweaters, sweaters with pleated skirts, Boys' slip-ons. Children's sweaters and outdoor suits. A carriage robe and a chemise for the baby. Stockings, gloves, socks. A smart sweater for the dog. Price 15 cents, by mail 18 cents.

Corticelli Lessons in Crochet, Book No. 9. Many new uses of filet. Table linens, bedspreads, curtains, pillow-slips, towel ends, yokes and boudoir caps, aprons, carriage pillows, bibs, bags, tams, and sweaters. Price 10 cents, by mail 13 cents.

SPECIAL OFFER

Three books for only 45 cents if you order them together. Write today. Address Corticelli Silk Mills, 509 Nonotuck Street, Florence, Mass. No Canadian orders accepted.

Corticelli Yarns

Also makers of Corticelli Crochet Cottons, Spool Silks and Dress Silks

YARNS THAT WILL NOT CRUSH AND MAT!

A size and twist for every kind of work!

For high-grade sweaters, afghans, etc.—AMERICANTOWN. Made entirely in America and superior to Germantown because of its particularly long fibre.

For filet work—FLOSOLA, light and springy.

For dressy sweaters—ANGOLA, rich, silky.

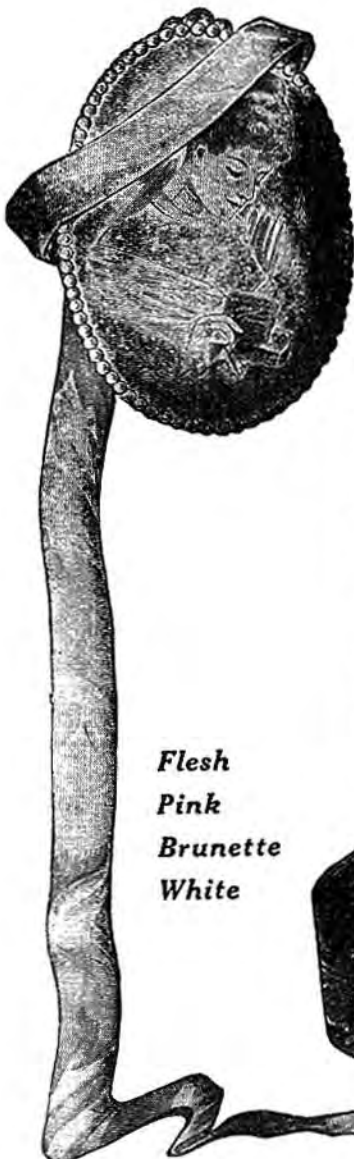
For brushing up—FEZOLA, looks like Angora fur.

For durability—SCOTOLA, holds its shape.

For general knitting—KNITOLA—soft, firm.



MADE IN AMERICA



—Exquisite Nadine Face Powder

A complexion powder of exquisitely delicate odor and texture which holds its charm throughout the day, imparting to the skin that delicate softness and refinement so much admired.

Nadine Face Powder is cooling, refreshing and harmless, a positive protection against wind, tan, sun-burn and return of discolorations. Leaves the skin soft and smooth as rose petals.

This exquisite preparation, Nadine, beautifies millions of complexions today. Price refunded if not entirely pleased.

Sold in Green Boxes Only.
At leading toilet counters. If they haven't it, by mail, 60c.

NATIONAL TOILET COMPANY
Department N
Paris, Tenn.
U. S. A.

Flesh
Pink
Brunette
White



Emblem Pillow-Cover, "Quartermasters' Corps"

By MRS. L. M. HIGGASON

USE a thread that will give 4 or 5 spaces to the inch, according to size of pillow wanted, and either white or ecru. As the hat-cord of the quartermaster is buff the pillow may be lined with that color. If desired a simple border may be added.

Make a chain of 278 stitches, turn.

1. A treble in 8th stitch, (chain 2, miss 2, 1 treble) 90 times, turn; or the 91 spaces may be made with a chain of 8 stitches, treble in 1st stitch, for 1st space; then chain 5, turn, treble in 3d stitch of chain, and repeat until you have the requisite number of spaces.

2, 3. Ninety-one spaces (chain 5,


trebles, 8 spaces, 4 trebles, * 1 space, 4 trebles, 3 spaces; work back.

24. Twenty-two spaces, 7 trebles, (1 space, 4 trebles) 3 times, 3 spaces, 4 trebles, 9 spaces, * 4 trebles, 2 spaces, 7 trebles; work back.

25. Twenty-two spaces, 7 trebles, (2 spaces, 4 trebles) twice, 3 spaces, 4 trebles, 10 spaces, * 4 trebles, 1 space, 4 trebles; work back.

26. Twenty-two spaces, 7 trebles, 5 spaces, 4 trebles, * 4 spaces, 4 trebles, 10 spaces, 7 trebles, 10 spaces, 4 trebles, 3 spaces; work back.

27. Like 26th to *; 3 spaces, 4 trebles, 10 spaces, (4 trebles, 1 space) twice, 25 trebles, 5 spaces; work back.



Emblem Pillow-Cover, "Quartermasters' Corps"

treble in next treble for 1st space of row).

4. Twenty-seven spaces, 7 trebles, 62 spaces, turn.

5. Twenty-four spaces, 4 trebles, 35 spaces, 16 trebles, 1 space, 4 trebles, 24 spaces.

6. Twenty-five spaces, 22 trebles, 33 spaces, 4 trebles, 25 spaces.

7. Twenty-six spaces, 4 trebles, 10 spaces, 52 trebles, 6 spaces, 16 trebles, 26 spaces.

8. Twenty-seven spaces, 10 trebles, 5 spaces, 64 trebles, 7 spaces, 4 trebles, 27 spaces.

9. Twenty-eight spaces, 4 trebles, 5 spaces, 10 trebles, * 17 spaces; work back, from * to beginning of row.

10. Twenty-nine spaces, 4 trebles, 2 spaces, 10 trebles, 7 spaces, 4 trebles, * 5 spaces; work back.

11. Thirty spaces, 13 trebles, 2 spaces, 4 trebles, 4 spaces, 4 trebles, 1 space, 4 trebles, * 3 spaces; work back.

12. Twenty-nine spaces, 13 trebles, 2 spaces, 4 trebles, 1 space, 4 trebles, 4 spaces, 4 trebles, * 5 spaces; work back.

13. Twenty-eight spaces, 10 trebles, 1 space, 4 trebles, 3 spaces, 4 trebles, * 17 spaces; work back.

14. Twenty-seven spaces, 10 trebles, 3 spaces, 4 trebles, 4 spaces, * 46 trebles; work back.

15. Twenty-six spaces, 10 trebles, 5 spaces, 4 trebles, 2 spaces, 4 trebles, * 15 spaces; work back.

16. Twenty-five spaces, 10 trebles, 7 spaces, 7 trebles, * 17 spaces; work back.

17. Twenty-five spaces, 7 trebles, 8 spaces, 7 trebles, * 17 spaces; work back.

18. Twenty-four spaces, 7 trebles, 8 spaces, 4 trebles, 2 spaces, 4 trebles, * 15 spaces; work back.

19. Twenty-four spaces, 7 trebles, 6 spaces, 7 trebles, 4 spaces, 4 trebles, * 13 spaces; work back.

20. Twenty-three spaces, 7 trebles, 6 spaces, 4 trebles, 3 spaces, 25 trebles, * 5 spaces; work back.

21. Twenty-three spaces, 7 trebles, 5 spaces, 4 trebles, 3 spaces, 4 trebles, 5 spaces, 4 trebles, 2 spaces, 4 trebles, * 3 spaces; work back.

22. Twenty-two spaces, 10 trebles, 5 spaces, 4 trebles, 2 spaces, 4 trebles, 7 spaces, 4 trebles, 2 spaces, 4 trebles, * 1 space; work back.

23. Twenty-two spaces, 7 trebles, (2 spaces, 4 trebles) twice, 3 spaces, 4

28. Like 26th to *; 13 spaces, 4 trebles, 2 spaces, 7 trebles, 9 spaces, 4 trebles, 3 spaces; work back.

29. Like 26th to *; 3 spaces, 4 trebles, 8 spaces, 4 trebles, (1 space, 4 trebles) 3 times, 12 spaces; work back.

30. Like 26th to *; 11 spaces, 4 trebles, 2 spaces, 4 trebles, 1 space, 4 trebles, 2 spaces, 4 trebles, 7 spaces, 4 trebles, 3 spaces; work back.

31. Twenty-two spaces, 7 trebles, (2 spaces, 4 trebles) twice, * 3 spaces, 4 trebles, 6 spaces, 4 trebles, 3 spaces, 4 trebles, 1 space, 4 trebles, 3 spaces, 4 trebles, 10 spaces; work back.

32. Twenty-two spaces, 7 trebles, (1 space, 4 trebles) 3 times, 3 spaces, 4 trebles, 5 spaces, 4 trebles, * 3 spaces, 4 trebles, 2 spaces, 4 trebles, 4 spaces; work back.

33. Like 31st to *; 3 spaces, 4 trebles, 4 spaces, 4 trebles, 5 spaces, 4 trebles, (3 spaces, 4 trebles) 3 times, 4 spaces, (4 trebles, 2 spaces) twice, 7 trebles, 22 spaces.

34. Twenty-two spaces, 10 trebles, 5 spaces, 4 trebles, * 4 spaces, 22 trebles, 4 spaces, 4 trebles, 6 spaces, 4 trebles, 2 spaces; work back.

35. Twenty-three spaces, 7 trebles, 6 spaces, 4 trebles, 4 spaces, 4 trebles, * 17 spaces; work back.

36. Twenty-three spaces, 7 trebles, 7 spaces, 4 trebles, 2 spaces, 4 trebles, * 19 spaces; work back.

37, 38. Twenty-four spaces, 7 trebles, 7 spaces, 7 trebles, * 21 spaces; work back.

39. Twenty-five spaces, 7 trebles, 5 spaces, 4 trebles, 2 spaces, 4 trebles, * 19 spaces; work back.

40. Sixteen spaces, 16 trebles, 4 spaces, 10 trebles, 3 spaces, 4 trebles, 4 spaces, 4 trebles, 17 spaces, 4 trebles, 4 spaces, 4 trebles, 3 spaces, 10 trebles, 25 spaces.

41. Twenty-six spaces, 10 trebles, 1 space, 4 trebles, 6 spaces, 4 trebles, 15 spaces, 4 trebles, 6 spaces, 4 trebles, 1 space, 10 trebles, 3 spaces, 7 trebles, 5 spaces, 4 trebles, 15 spaces.

42. Fourteen spaces, 4 trebles, 8 spaces, 4 trebles, 3 spaces, 10 trebles, 8 spaces, 46 trebles, 8 spaces, 10 trebles, 27 spaces.

43. Twenty-two spaces, 7 trebles, 4 spaces, 10 trebles, 5 spaces, 4 trebles, 17 spaces, 4 trebles, 5 spaces, 10 trebles, 3

Concluded on page 21

A Collar of Modish Shape in Antique Filet

By MRS. BERTHA KNORR

THERE is no more popular "all-over" pattern in crochet, and none more effective than the antique or "spiderweb," which has been in favor for so long a time. The collar illustrated is commenced at the back, widened to the shoulder-points, and decreased to the points in front. White or ecru crocheted-cotton may be used, No. 30, finer or coarser; if finer thread is preferred, or a larger collar is wanted, you have only to add an extra "spiderweb" to the width of back. Make a chain of 98 stitches, turn.

1. A treble in 8th stitch, (chain 2, miss 2, 1 treble) 30 times, turn.
2. Chain 6, 3 trebles in last space of preceding row and treble in treble, * chain 7, miss 2 spaces, a double in treble, 3 in space and 1 in treble, chain 7, miss 2 spaces, 4 trebles in next 4 stitches, repeat from * 4 times, chain 2, a triple treble in same space with last treble (to widen), turn.

3. Edge (like 2d row to *); chain 2, miss 2, treble in treble and 3 under chain, chain 5, 3 doubles over 5 doubles, missing 1st and last, chain 5, 3 trebles under chain and treble in treble, repeat across, ending with chain 2, miss 2, 4 trebles, widen (as at end of 2d row).

4. Edge; * chain 4, double treble in space, chain 4, miss 3 trebles of last row, treble in treble and 3 under chain, chain 4, a double treble in 2d of 3 doubles, chain 4, 3 trebles under chain and treble in treble, repeat across, ending with chain 4, 3 doubles, chain 4, 4 trebles, widen.

5. Edge; * chain 5, a double in double treble and 1 in chain each side, chain 5, miss 3 trebles below, treble in treble and 3 under chain, chain 2, 3 trebles under next chain and treble in treble, repeat from * across, ending with chain 5, 3 doubles, chain 5, 4 trebles, widen.

6. Edge; chain 7, 3 doubles over 3 doubles and 1 in chain each side, chain 7, miss 3 trebles, 4 trebles in next 4 stitches; repeat across, ending with chain 7, 5 doubles, chain 7, 4 trebles, widen.

7. Same as 3d row, only with an extra repeat.

8. Same as 4th row.

same as 3d row across shoulder, ending with 4 trebles, 1 space, turn.

40. Two spaces (chain 5, treble in next treble, for 1st space), 4 trebles, chain 4, double treble in 2d double, and continue same as 4th row, ending with * 4 trebles and a double treble under 4 chain of last row, to narrow, turn.

41. Edge (like 39th to *); chain 2, 4 trebles, chain 5, 3 doubles, and continue the pattern same as in 5th row, ending with 3 spaces, turn.

42. Four spaces, 4 trebles, chain 7, and continue like 6th row, ending same as 40th from *.

43, 44, 45. Same as 41st, 40th and 39th.

46. Chain 3, 2 trebles in space and treble in treble, chain 7, and continue like 6th row, narrowing at end.

Work as directed until you have five half diamonds of spaces along the neck-edge and have reached the 78th row, which will consist of 4 trebles, narrow; then chain 7, turn, fasten in top of 3 chain (representing 1st treble of 78th row) and fasten off.

Fasten in on the other side (at beginning of 38th row) and repeat from 39th row. Work around the neck with a double in each stitch and 2 in each space. Finish the edge as follows: Two trebles and 2 double trebles in space, chain 5, fasten back in 1st stitch for a picot, 2 double trebles and 2 trebles in same space, completing the shell, fasten with a double in next space, and repeat.

Cuffs to match the collar are easily made, either straight or with a point.

Two Designs for Yokes in Filet-Crochet

Concluded from page 9


trebles on one front, and on the other make 16 trebles in 16 trebles, chain 6, miss 6; repeat; the spaces are for buttonholes, and may be graduated in size according to the buttons, which are sewed on the other side of front.

Finish fronts, neck and over arms with * 4 trebles in a space, chain 2,

miss 2 (or 1 space), and repeat. Add the little picot edge described, or any other that may be preferred, carrying this down the buttonhole-side of front, and putting a shell in center of the 16 trebles and in each space, fastening between shells, as usual.

For a wider shoulder-strap, if wished, use the rose insertion of back of yoke.

NOTING many requests for yokes for children, I wish to tell how I provide such yokes for my little ones: I choose any pretty pattern and follow the directions given for a "grown-up," only using finer thread. For example, if directions call for No. 20 or No. 30 thread, use No. 70 to make a yoke that will fit a child two years old, and No. 80 to No. 100 for one-year size. By this method one has a large variety of designs to choose from, and little daughter may have a yoke "just like mamma's," only finer.—Mrs. M. E. Devereaux, Ohio.



A Collar of Modish Shape in Antique Filet

Continue in this way until you have completed the 35th row; or, if desired, work another row of the spiderwebs, making 43 rows in all.

36. Same as 4th row, repeating from * 4 times (working the pattern 5 times in all); then 3 spaces, 4 trebles (last 3 under chain), chain 4, double treble in 2d double, chain 4, 4 trebles (1st 3 under chain), repeat twice, 3 spaces, and finish the row as begun, working back from 1st 3 spaces.

37. Same as 5th row across the shoulder; 5 spaces, 4 trebles, chain 2, 4 trebles, repeat twice, 5 spaces, and finish row as begun, working back from 1st 5 spaces across shoulder.

38. Like 6th row across shoulder, (7 spaces, 4 trebles) 4 times, and work back across the other shoulder. This row completes the back. The narrowing for the front now begins.

39. Chain 4, miss 3 trebles, treble in treble and 3 under chain, * chain 5, 3 doubles over 5 doubles, and continue

Bottom Prices

N 96
Silk
Poplin
\$ 4.98

N 97
Georgette
and Satin
\$ 11.98

N 99
\$ 2.98

Free

Fifth Avenue Style Book

SEND A POSTAL FOR IT TODAY

Glance at the lovely Dresses pictured here! Did you ever see Such Bargains! Our new Fashion Book is full of just such Beautiful Styles in everything a woman wears—all direct from Fifth Avenue—And All Bargains.

We figure a Ridiculously Low Profit. As a result More people buy from us and we get a larger Volume of Business. Our Business has doubled each year! We must be saving Money for our Customers—Quantities of it—if our Business Increases as rapidly as this.

Remember too, We Guarantee to Please You or Return Your Money, and We are one of the few Mail Order Houses that pay all Mail and Express charges.

We Pay Mail and Express Charges and Guarantee to Please You—or Refund Your Money

\$4.98

N 100 — Fashionable Walking Boot of soft pliable dressed Kid. Designed with trim, high cut laced top. Cuban heel and flexible turned sole. Trimmed with fancy foxing. Sizes: 2½ to 7. Widths: C, D, or E, Gray, Brown, or Black. Postpaid \$4.98.

N 96—A lovely gown of silk poplin. An embroidered motif in contrasting Silk Floss ornaments the front panel of the waist. The soft rolling collar, novel cuffs, and simulated flaps on the pockets are of silk poplin matching the predominating color in the embroidery. Safely gathered under a belt of self material the skirt hangs gracefully. Colors: Navy, Black, Copenhagen and Gray. Sizes: 34-44 in. bust. Misses 14 to 20 years. Postpaid \$4.98.

N 97—A new frock of Satin and Georgette. Embroidered Georgette forms the smart overblouse and tunic. The tuxedo collar, cuffs, soft crushed girdle, and deep band at the bottom of the overskirt are excellent quality self colored satin. Foundation skirt finished with satin. Colors: Black, Navy and Gray. Sizes: 34-44 in. bust. Misses 14 to 20 years. Postpaid \$11.98.

N 99—A pretty shepherd check model. The overblouse, popular basque effect, shapes itself gracefully to form a belt at the back. Pointed cuffs of self material terminate the long fitted sleeves. The collar is cut from black silk poplin. Black and white check only. Sizes: 34 to 44 in. bust. Misses 14 to 20 years. Postpaid \$2.98.

KNICKERBOCKER

MAIL ORDER CO., INC.

Dept. N9—142 Fifth Avenue New York City



Durable-DURHAM Hosiery is a product of industrial democracy—never of child labor. We have no strikes or lockouts.



Lucky is the family with a wise hosiery buyer

More than money can be saved by a hosiery buyer who knows values—who knows the strength and honest quality of Durable-DURHAM Hosiery. There is comfort and economy for every member of the family in Durable-DURHAM. It wears longer because it is made stronger. It is good-looking but never flimsy. Darning is avoided. Ask your dealer to show you

DURABLE DURHAM HOSIERY
FOR MEN, WOMEN AND CHILDREN
Made strongest where the wear is hardest

Every pair is strongly reinforced at points of hardest wear. The tops are wide and elastic; legs are full length; sizes are accurately marked; and the soles and toes are smooth, seamless and even. The Durham dyes will not fade.

You should be able to buy Durable-DURHAM Hosiery at any dealer's. Look for the trade mark ticket attached to each pair. If you cannot find this hosiery, we shall appreciate your writing direct to the Durham Hosiery Mills, Sales Department, 88 Leonard Street, New York, giving us the name of your dealer.

DURHAM HOSIERY MILLS, Durham, N. C.
Sales Office: 88 Leonard St., New York

An example of the many fine values in Durable-DURHAM Hosiery.




GLORIANA (Banner)
All year wearing stockings. Lisle finish. Extra fine gauge. Wide elastic tops. Strongly double reinforced heels and toes. Black, white and cordovan.

Knitted Laces

By LILLIUS HILT

FOR No. 1—Cast on 16 stitches; knit across once plain.
1. Knit 3, over, narrow, knit 3, slip 2 stitches on to a separate pin, over, knit 2, over, knit 1, over, knit the 2 slipped stitches, over, narrow, knit 1.
2. Knit 1 stitch 6 times, then insert needle at base of stitch, pull thread through, bending the stitch over to form a picot; again return stitch to left-hand needle and knit across plain, 19 stitches.
3. Knit 3, over, narrow, knit 2, narrow, (over, knit 2) twice, over, knit 1, over, knit 2, over, narrow, knit 1.
4. Knit 14, narrow, knit 6.
5. Knit 3, over, narrow twice, (over,

21. Edge; knit 2, (over, narrow) 16 times, knit 7.
23. Edge; knit 33, narrow, knit 6.
24. Like 6th row.
25. Like 17th to *, narrow, knit 2, over twice, knit 2.
27. Edge; knit 31, narrow, knit 6.
29. Edge; knit 30, narrow, knit 6.
30. Like 6th row.
31. Edge; knit 29, like 25th from *.
33. Edge; knit 28, narrow, knit 6.
35. Edge; knit 27, narrow, knit 6.
36. Like 6th row.
37. Edge; knit 26, like 25th from *.
39. Edge; knit 25, narrow, knit 6.
41. Edge; knit 24, narrow, knit 6.
42. Like 6th row.




No. 1. For Mrs. C. B. Adams

narrow, knit 1) twice, over, knit 2, (over, narrow, knit 1) twice.
6. Picot (as in 2d row), knit 5, (over, narrow, knit 1) twice, over, narrow, knit 8.
7. Knit 3, (over, narrow, knit 1) 6 times.
8. Like 6th, omitting picot.
9, 11, 13, 15. Like 7th row.
10, 14. Like 6th row.
12. Like 8th row.
16. Knit 5, over, narrow 3 times, over narrow, knit 8.
17. Knit 3, over, narrow, (knit 2, over) twice, narrow, knit 2, (over, narrow, knit 1) twice.
18. Picot, knit 5, over, narrow twice, over, narrow, knit 9.
19. Knit 3, over, narrow, knit 3, over, knit 2, narrow twice, knit 2, over, narrow, knit 1.
20. Knit 6, narrow, knit 2, narrow, knit 6.
Repeat from 1st row.

Repeat from 1st row.

No. 3—Cast on 16 stitches; knit across once plain.
1. (Over, narrow) twice, * knit 1, (over, narrow) twice, narrow, over twice, narrow, knit 1, (over, knit 1) twice.
2. Knit 7, purl 1, knit 7, * over, narrow, knit 1.
3. Edge (like 1st row to *); knit 2, * (over, narrow) twice, knit 5, over, knit 1, over, knit 2.
4. Knit 17; edge; (like 2d row from *).
5. Edge; knit 3, * (over, narrow) twice, knit 5, over, knit 1, over, knit 3.
6. Knit 19; edge.
7. Edge; knit 4, * (over, narrow) twice, knit 5, over, knit 1, over, knit 4.
8. Bind off 4, knit 16; edge.
9. Edge; knit 5, * (over, narrow) twice, knit 5, (over, knit 1) twice.
10. Like 6th row.
11. Edge; knit 3, over, knit 3, (over, narrow) twice, narrow, over twice, narrow, (knit 1, over) twice, knit 2.
12. Knit 8, purl 1, knit 13; edge.
13. Edge; (knit 2, over, narrow, over, narrow) twice, knit 5, over, knit 1, over, knit 3.
14. Knit 24; edge.
15. Edge; knit 1, (over, narrow) 3 times, knit 2, (over, narrow) twice, knit 5, over, knit 1, over, knit 4.
16. Bind off 4, knit 21; edge.
17. Edge; knit 2, (over, narrow) twice, knit 4, (over, narrow) twice, knit 5, (over, knit 1) twice.

No. 2—Cast on 33 stitches; knit across once plain.
1. Knit 2, over, narrow, * knit 1, (over, narrow) 11 times, knit 1, over, knit 3, over twice, knit 2.
2. Knit plain, purling the 2d of the "over-twice" loops where these occur. All even rows are knitted plain unless otherwise directed.
3. Edge (like 1st row to *); knit 25, over, knit 7.
5. Edge; knit 26, over, knit 7.



No. 2. For Mrs. G. L. Todd

6. Bind off 2, knit rest plain.
7. Edge; knit 27, * over, knit 3, over twice, knit 2.
9. Edge; knit 28, over, knit 7.
11. Edge; knit 29, over, knit 7.
12. Like 6th row.
13. Edge; knit 30, like 7th from *.
15. Edge; knit 31, over, knit 7.
17. Edge; knit 2, (over, narrow) 15 times, * over, knit 7.
18. Like 6th row.
19. Edge; knit 33, like 7th from *.

18. Like 14th row.
19. Edge; knit 3, over, narrow, knit 6, like 3d from *.
20. Knit 26; edge.
21. Edge; knit 12, (over, narrow) twice, narrow, over twice, narrow, (knit 1, over) twice, knit 3.
22. Knit 9, purl 1, knit 18; edge.
23. Edge; knit 13, like 7th row from *.
24. Bind off 4, knit 25; edge.
25. Edge; knit 14, like 9th from *.
26. Knit 28; edge.

R. M. C. MERCERIZED COTTONS

For Exquisite Embroidery

R. M. C. Mercerized Embroidery Cottons, rich and lustrous, beautify your exquisite handiwork to its final perfection. They come in white and a rainbow of fast colors. They range from cobweb fineness to the soft heavy grades for bold decorative designs on heavy materials.

R. M. C. Mercerized Cordonnet for crochet is a hard-twisted mercerized thread spun by a special process. It does not kink or knot. Fineness, softness and tightness are not affected by washing.

Look for the R. M. C. GREEN Label in buying Mercerized Crochet Threads and Embroidery Cottons. Fancy Goods counters feature them or can get them for you.

To get our beautiful new R. M. C. Crochet or Embroidery designs with full instructions place a check mark before the books you want and mail the coupon with 12c for each book ordered.


RICHARDSON SILK COMPANY
CHICAGO and NEW YORK

RICHARDSON SILK COMPANY,
305-307 W. Adams Street, Chicago, Ill.
Please send me the books before which I have made a check mark. I enclose 12c for each book ordered.
Crochet and Tatting Book No. 1 32 "Prize Yokes" Book No. 10
Crochet Yokes No. 4 Filet Crochet No. 14
Edgings and Insertions No. 3 Crochet Yokes & Flounces No. 16
Tatting Book No. 7 Embroidery Book No. 9

Name _____
Address _____

- 27. Edge; knit 11, over, narrow, knit 2, like 3d from *.
- 28. Knit 30; edge.
- 29. Edge; knit 10, (over, narrow) twice, knit 2, like 5th from *.
- 30. Knit 32; edge.
- 31. Edge; knit 9, (over, narrow) 3 times, knit 2, (over, narrow) twice, narrow, over twice, narrow, (knit 1, over) twice, knit 4.
- 32. Bind off 4, knit 5, purl 1, knit 23, over, narrow, knit 1.
- 33. Edge; knit 8, (over, narrow) 4 times, knit 2, like 9th from *.
- 34. Like 30th row.
- 35. Edge; knit 7, (over, narrow) 5 times, knit 2, like 3d from *.
- 36, 38. Knit 34; edge.
- 37. Edge; knit 8, (over, narrow) 4 times, knit 1, * narrow, (over, narrow) twice, knit 5, over, narrow, over, knit 3.
- 39. Edge; knit 9, (over, narrow) 3 times, knit 1, narrow, (over, narrow) twice, narrow, over twice, narrow, knit 1, over, narrow, over, knit 4.
- 40. Like 32d row.

- 48. Like 24th row.
- 49. Edge; knit 11, narrow, (over, narrow) twice, narrow, over twice, narrow, knit 1, over, narrow, over, knit 1.
- 50. Knit 7, purl 1, knit 18; edge.
- 51. Edge; knit 3, over, narrow, knit 5, like 43d from *.
- 52, 54. Knit 26; edge.
- 53. Edge; knit 2, (over, narrow) twice, knit 3, like 37th from *.
- 55. Edge; knit 1, (over, narrow) 3 times, knit 1, like 47th from *.
- 56. Like 16th.
- 57. Edge; knit 2, (over, narrow) twice, knit 1, like 41st from *.
- 58, 62. Knit 22; edge.
- 59. Edge; knit 3, over, narrow, knit 1, narrow, (over, narrow) twice, narrow, over twice, narrow, knit 1, over, narrow, over, knit 2.
- 60. Like 12th row.
- 61. Edge; knit 5, like 37th from *.
- 63. Edge; knit 4, * narrow, (over, narrow) twice, knit 5, over, narrow, knit 4.
- 64. Bind off 4, knit 17; edge.



No. 3. For Grace McGregor

- 41. Edge; knit 10, (over, narrow) twice, knit 1, * narrow, (over, narrow) twice, knit 5, over, narrow, over, knit 1.
- 42, 44, 46. Knit 30; edge.
- 43. Edge; knit 11, over, narrow, knit 1, * narrow, (over, narrow) twice, knit 5, over, narrow, over, knit 2.
- 45. Edge; knit 13, like 37th from *.
- 47. Edge; knit 12, * narrow, (over, narrow) twice, knit 5, over, narrow, over, knit 4.

- 65. Edge; knit 3, narrow, (over, narrow) twice, knit 5, over, narrow, knit 1.
 - 66, 68, 70. Knit 18; edge.
 - 67. Edge; knit 2, narrow, (over, narrow) twice, knit 5, over, narrow, knit 2.
 - 69. Edge; knit 1, narrow, (over, narrow) twice, knit 5, over, narrow, knit 3.
 - 71. Edge; like 63d from *.
 - 72. Bind off 4, knit 1, narrow, knit 10; edge.
- Repeat from 1st row.



Emblem Pillow-Cover, "Quartermasters' Corps"

Concluded from page 18

- spaces, 4 trebles, 10 spaces, 4 trebles, 13 spaces.
- 44. (Twelve spaces, 4 trebles) twice, 1 space, 4 trebles, 1 space, 10 trebles, 3 spaces, 4 trebles, 1 space, 4 trebles, (7 spaces, 4 trebles) twice, 1 space, 4 trebles, 3 spaces, 10 trebles, 1 space, 4 trebles, (2 spaces, 4 trebles) twice, 21 spaces.
- 45. Twenty spaces, 4 trebles, 4 spaces, 7 trebles, 3 spaces, 10 trebles, 3 spaces, 4 trebles, 7 spaces, 4 trebles, 1 space, 4 trebles, 7 spaces, 4 trebles, 3 spaces, 10 trebles, 2 spaces, 4 trebles, 12 spaces, 4 trebles, 12 spaces.
- 46. Twelve spaces, 4 trebles, 11 spaces, 7 trebles, (1 space, 10 trebles) twice, 11 spaces, 4 trebles, 11 spaces, 10 trebles, 4 spaces, 4 trebles, 5 spaces, 4 trebles, 20 spaces.
- 47. Twenty spaces, 4 trebles, 6 spaces, 4 trebles, 4 spaces, 10 trebles, 21 spaces, 10 trebles, 2 spaces, 7 trebles, 3 spaces, 7 trebles, 10 spaces, 4 trebles, 12 spaces.
- 48. Twelve spaces, 4 trebles, 9 spaces, 7 trebles, 5 spaces, 7 trebles, 3 spaces, 10 trebles, 17 spaces, 10 trebles, 5 spaces, 4 trebles, 7 spaces, 4 trebles, 20 spaces.
- 49. Twenty-one spaces, 7 trebles, 6 spaces, 4 trebles, 5 spaces, 64 trebles, 3 spaces, (7 trebles, 7 spaces) twice, 4 trebles, 13 spaces.
- 50. Fourteen spaces, 4 trebles, 5 spaces, 7 trebles, 9 spaces, 4 trebles, 5 spaces, 52 trebles, 7 spaces, 4 trebles, 5 spaces, 4 trebles, 23 spaces.
- 51. Twenty-three spaces, (4 trebles, 4 spaces) twice, 22 trebles, 18 spaces, 4 trebles, 11 spaces, 7 trebles, 3 spaces, 4 trebles, 15 spaces.
- 52. Sixteen spaces, 4 trebles, 1 space, 7 trebles, 12 spaces, 4 trebles, 20 spaces, 4 trebles, 4 spaces, 28 trebles, 24 spaces.
- 53. Nineteen spaces, 31 trebles, 8 spaces, 4 trebles, 12 spaces, 7 trebles, (1 space, 4 trebles) 4 times, 12 spaces, 7 trebles, 17 spaces.
- 54. Seventeen spaces, 4 trebles, 12 spaces, 4 trebles, (1 space, 4 trebles) 4 times, 2 spaces, 7 trebles, 11 spaces, 4 trebles, 2 spaces, 7 trebles, 12 spaces, 10 trebles, 17 spaces.
- 55. Nineteen spaces, 10 trebles, 10

- spaces, 13 trebles, 11 spaces, 4 trebles, 12 spaces, 46 trebles, 16 spaces.
 - 56. Twenty-one spaces, 10 trebles, 20 spaces, 4 trebles, 9 spaces, 4 trebles, 2 spaces, 4 trebles, 9 spaces, 7 trebles, 22 spaces.
 - 57. Twenty-four spaces, 7 trebles, 8 spaces, 4 trebles, 5 spaces, 19 trebles, 20 spaces, 7 trebles, 23 spaces.
 - 58. Twenty-four spaces, 13 trebles, 17 spaces, 4 trebles, 2 spaces, 4 trebles, 1 space, 19 trebles, 8 spaces, 4 trebles, 26 spaces.
 - 59. Twenty-seven spaces, 4 trebles, 13 spaces, 4 trebles, 2 spaces, 7 trebles, 13 spaces, 13 trebles, 28 spaces.
 - 60. Thirty-two spaces, 13 trebles, 10 spaces, 4 trebles, 3 spaces, 4 trebles, 10 spaces, 7 trebles, 28 spaces.
 - 61. Twenty-nine spaces, 4 trebles, 9 spaces, 4 trebles, 4 spaces, 4 trebles, 6 spaces, 13 trebles, 36 spaces.
 - 62. Forty spaces, 10 trebles, 3 spaces, 4 trebles, 5 spaces, 4 trebles, 7 spaces, 4 trebles, 30 spaces.
 - 63. Thirty-one spaces, 4 trebles, 4 spaces, 7 trebles, 6 spaces, 16 trebles, 42 spaces.
 - 64. Fifty-five spaces, 13 trebles, 32 spaces.
 - 65, 66, 67. Ninety-one spaces.
- If a border is desired it may be made to match the design, as follows:
- 1, 2. Ninety-one spaces.
 - 3. Three spaces, 4 trebles, (5 spaces, 4 trebles) 14 times, 3 spaces.
 - 4. Two spaces, 4 trebles, 1 space, 4 trebles, (3 spaces, 4 trebles, 1 space, 4 trebles) 74 times, 2 spaces.
 - 5. Like 3d row.
- Now continue with the pillow as directed, from 3d row, keeping the border along each side same as across bottom, and repeat across the top after the pillow is finished.
- For the edge, as used on the pillow-cover illustrated:
- 1. A double in treble, 2 in space and 1 in treble, chain 7, miss 1 space, and repeat.
 - 2. Slip across 4 doubles, * a double under 7 chain, (chain 5, a double under same chain) 3 times, chain 3; repeat from * around.



Film on Teeth

Is What Discolors— Not the Teeth

All Statements Approved by High Dental Authorities

Millions of Teeth Are Wrecked by It

THAT slimy film which you feel with your tongue is the major tooth destroyer. It causes most tooth troubles

It clings to the teeth and enters crevices. The tooth brush does not end it. The ordinary dentifrice does not dissolve it. So millions find that teeth discolor and decay despite their daily brushing.

The film is what discolors—not the teeth. It is the basis of tartar. It holds food substance which ferments and forms acid. It holds the acid in contact with the teeth to cause decay.

Millions of germs breed in it. They, with tartar, are the chief cause of pyorrhea. So brushing does not save the teeth if it leaves that film around them.

After years of searching, dental science has found a way to combat film. For daily use it is embodied in a dentifrice called Pepsodent.

Four years have been spent in clinical and laboratory tests. Now leading dentists everywhere are urging its constant use. And we supply a 10-Day Tube to anyone who asks. Thus countless homes have now come to employ this scientific dentifrice.

Your Tube is Waiting

Your 10-Day Tube of Pepsodent is waiting. Send the coupon for it. Then note how clean the teeth feel after using. Mark the absence of the slimy film. See how teeth whiten as the fixed film disappears. You will be amazed at these ten-day results.

Pepsodent is based on pepsin, the digestant of albumin. The film is albuminous matter. The object of Pepsodent is to dissolve it, then to constantly combat it.

But pepsin alone won't do. It must be activated, and the usual agent is an acid harmful to the teeth. So pepsin long seemed impossible.

Now active pepsin is made possible by a harmless activating method. Because of patents it is found in Pepsodent alone.

For your own sake and your children's sake we urge immediate trial. Compare the results with your present methods.

Cut out the coupon now.



The New-Day Dentifrice

A Scientific Product—Sold by Druggists Everywhere

Send the Coupon for
a 10-Day Tube

Ten-Day Tube Free

THE PEPSODENT CO., Dept. 630
1104 S. Wabash Ave., Chicago, Ill.

Mail 10-Day Tube of Pepsodent to

Note how clean the teeth feel after using. Mark the absence of the slimy film. See how the teeth whiten as the fixed film disappears.


Name.....

Address.....

Schooldays' Pencil Assortment

Given for Four Subscriptions

No. 6322. Here is something to delight the children. The fancy-covered box contains a splendid selection of articles most needed for the children, whether in school or at home. Each box contains:



- 8 Pencils with erasers and medium lead: 1 Smilax 1 Arrow 1 Parrot
- 1 Combination Pen and Pencil
- 1 Cork-Handled Penholder
- 1 Disk Pencil-and-Ink-Eraser
- 1 Metal Box of Pens
- 1 Pencil-Sharpener
- 1 Aluminum Drinking-Cup

Special Offer

If you will send us a club of four subscriptions to Needlecraft at our special Club-Raisers' price of 35 cents each, we will send each subscriber this magazine one year, and we will send you the assortment named above.

NEEDLECRAFT, Augusta, Maine

\$100 Brings Choice of Shoes

With Free Pair of Colored Lisle Hose to Match

Sent on Trial

No catch or red tape to this offer. Order right from this paper. Mercerized lisle stockings to match color of shoe—absolutely free. Fine rib, double garter band, high spliced heel sole and toe.

Delivery Prepaid

9 Inch High Dress Boot

Stunning new shape with smartly turned high Louis heel. Fine finish kid leather, glossy glove-like smoothness and long wearing. Medium weight sole, closed edged dress style. Sensibly pointed toe. Fancy perforation around vamp, at sides of eyelet stays, toe and daintily waved top. High lace model. Aluminum heel plate. Colors: Havana Brown, Field Mouse, Gray or Black. Sizes: 2 1/2 to 8; all widths.

\$1.00 with order—\$1.00 a month
D4R910 Price, with pair of stockings to match, prepaid, \$6.95

9 Inch High Walking Boot

High lace style with fancy waved top and snappy all leather high military heel. Velour finished leather of fine quality, soft and pliable. Will not stretch or run over. Delightfully comfortable. Medium weight extension sole. Season's most popular sensibly pointed toe. Perforation around vamp, at toe and sides of eyelet stays. Popular Colors: Havana Brown, Field Mouse, Gray or Black. Sizes: 2 1/2 to 8; all widths.

\$1.00 with order—\$1.00 a month
D4R912 Price, with pair of stockings to match, prepaid, \$6.95

Italian Lace

By VERA BEST

CHAIN 24 for center of medallion, join.

1. Chain 13, 2 doubles and 11 trebles on chain, join to 2d stitch of center ring, chain 3, 2 doubles and 9 trebles on chain, join to next 2d stitch of ring; make another petal like 2d, then another corner petal like 1st, two petals like 2d, and repeat until you have 12 petals, in all—a long one at each corner, and two shorter ones on each side.

2. Fasten thread in upper corner petal (or slip-stitch to tip of 1st petal), * chain 3, fasten in same place, chain 7, fasten in next (side) petal, chain 6, fasten in next, chain 7, fasten in next corner petal, and repeat from * around, joining last 7 chain to tip of 1st petal.

3. 4. Under 3 chain make 2 doubles, chain 3, 2 doubles, then a double in each stitch of chain to next corner petal; repeat around.

5. A double under 3 chain, (chain 4, a double under same chain) 3 times, chain 6, miss 3 doubles, fasten in next, chain 4, fasten in same place for a picot, (chain 6, fasten over point of next petal, picot)

a row of eyelets one or two rows before it is bound off. It has a ribbed appearance, extending across from side to side. It is an old pattern of our great-grandmothers' day, if not an earlier one, and I know of no way to secure it save to apply to Needlecraft, in which I find so much that is good and practical.—Miss K. K. W., New Hampshire.

WILL some one kindly contribute a collar in filet-crochet, seven or eight inches wide, for a little girl of four years? — Mrs. O. L. B., Minnesota.

I AM anxious to obtain a design for pillow-top giving the emblem of the "Tribe of Ben-Hur." Can any one send it?—Mrs. T. E. Clark, Ohio.

CANNOT some contributor give a "Knights of Columbus" pillow-cover in filet-crochet?—Catherine Marsdorf, Pennsylvania.

I SHOULD so much like to see illustrated some pretty caps, laces with insertions to match, neat edgings and anything pretty for a tiny baby and for children a year old or more. Will not contributors send in some of their pret-



Italian Lace, for Mrs. Jewel Iovacchini

twice, chain 6, miss 3, fasten in next double, picot, chain 6; repeat around. This completes a medallion; make as many as required for the length of lace.

6. For the lower edge, fasten in 2d of 3 picots at corner (side) of medallion, * chain 3, fasten under loop of 6 chain, chain 7, fasten back in 5th stitch from hook (not counting the stitch on hook) for a picot, (chain 4, fasten in same place) twice, * repeat from * to * 4 times, chain 3, fasten in 2d of 3 picots at point, (chain 4, fasten in same place) 3 times, work along other side of medallion, making 5 triple picots, then chain 3, fasten under 6 chain, chain 3, fasten in 2d of 3 picots at corner, a double in 2d of 3 picots at side corner of next medallion, and repeat from 1st *. If preferred the heading may be made before the lower edge, just as the worker finds most convenient.

7. To fill in between the medallions: For the quarter circle at end of lace, chain 24, join; chain 11, fasten under 6 chain next above side corner, 2 doubles and 9 trebles on chain, fasten in 2d stitch of ring, repeat until you have made the four petals, then * chain 8, a treble in same loop of 6 chain to which last or 4th petal was fastened, chain 6, fasten under next 6 chain, chain 4, fasten in 2d of 3 corner picots, chain 4, fasten under next 6 chain, chain 6, a treble under next, chain 32, a double treble in 16th stitch of chain, chain 8, miss 8, fasten in next, then chain 11 for 1st petal, fasten under the 6 chain with last treble, turn and make the petal as usual; make 3 more petals on side of 1st medallion, fastening each to loop of 6 chain, as before, then 4 petals on side of next medallion, and repeat from *, ending the lace with a quarter-circle, or four petals.

8. A treble in each chain along upper edge; or, if a narrower heading is liked, fill these chains with a double in each stitch.

9. Chain 5, miss 2 trebles, a treble in next, * chain 2, miss 2, 1 treble; repeat.

10. Two trebles in each space of last row.

It will doubtless interest many to know that "this lace was made in Italy years ago and brought to this country as an heirloom."

Requests

I VERY much desire directions for knitting a bedspread in shell pattern. The shell I have in mind is patterned after a clam-shell, begun at the point and widened until the desired width is reached at the upper edge, where it is finished by

tiest "baby work" for illustration, with full directions?—Mrs. O. E. H., Illinois.

HAS anyone a design for the "Ancient Order of Gleaners," and emblem? The letters are "A. O. G."—Mrs. E. J. Nichols, Michigan.

I SHOULD like very much to see a piece for an oval library-table, either in crochet or cutwork.—Mrs. J. J. Reinners, Jr., Iowa.

I WISH a handsome piece in filet-crochet to use under glass for a tea-wagon, size fifteen by twenty-one inches. Will some one send this?—Mrs. H. G. H., Massachusetts.

WILL not the contributor of the dog-wood - blossom pattern used for camisole-top kindly send a nightgown-yoke with sleeves, using the same pattern?—Gladys Evans, Nebraska.

I AM very much interested in crochet-work, and wish to secure a good pattern for crocheted door-curtains or portieres. Will some one kindly furnish it for illustration?—Mrs. N. G. L., Pennsylvania.

WILL not Mrs. A. F. Fryburger, or some other contributor, kindly send a border to match the crocheted counterpane given in March? I should like something about the width of the square.—Mrs. A. L. G., Kansas.

WILL not some contributor send a tatted lace, with directions? I should like it three or four inches wide, not too open, and made with two threads. It is to be used on a petticoat.—Mabel Waggoner, Iowa.

I AM always glad to see designs for yokes for corset-covers and nightgowns, collar-and-cuff sets and infants' caps, in crochet. Will some one send a new and attractive pattern for round yoke, for corset-cover, wide over the shoulders and suitable for a stout lady?—Mrs. J. S. L., Pennsylvania.

I HAVE watched every issue of our paper since I began taking it a year ago, hoping to see a design for tatted door-panel. In an old number given me by a friend I found a very pretty crocheted panel, which I made. Some of the contributors do such beautiful work in tatted that I am sure they will be able to give me just what I want, and I am sure others will be equally glad of it. I wish it to fit a panel twenty-six and one-half by thirty and one-half inches.—Jean Gray, Canada.

1001 Other Styles In My Newest Free Book

Regardless of price, you will find no shoes anywhere that are smarter than I show here. But this is just a sample of all my other values in everything else like suits, coats and dresses. So look around to your heart's content and see what others offer.

All I ask is not to forget my new book. It shows all the most beautiful and practical styles, no matter who created them. My own designs are recognized as the most copied of all fashions shown anywhere.

Ask for It Early A Penny Postal Card Will Do

My new book will tell you in advance of the season what styles will be most popular. It will help you compare values. Even if you intend to buy elsewhere I want you to have it anyway. It costs you nothing.

The Secret of My Bargains

I do away with all extravagances. I never have left-over stocks or sacrifice sales. I have no high-priced salespeople. I deal direct with mills and makers. So I cut out all the profits of the retailer, the wholesaler and the jobber. I never charge anything extra because a style turns out unusually popular.

Everything a Woman Wears Sent Prepaid On Approval

My new book is a great deal bigger than ever before. Many new departments have been added. More things are shown in actual colors. Nothing has been overlooked. I will send any selection prepaid on approval. If you return it, I pay the cost back to me and immediately refund your payment.

- I Show Below a Small List of Departments**
- | | | | |
|------------|---------------|-----------|-----------|
| Aprons | Chemises | Underwear | Lingerie |
| Baby Needs | Coats | Dresses | Shoes |
| Children's | Ladies' Coats | Furs | Slippers |
| Clothes | Combinations | Gloves | Stockings |
| Bath Robes | Corsets | Hats | Suits |
| Bloomers | Covers | Hosiery | Sweaters |
| Brassieres | Corsets | Kimonos | Veils |
| Capes | Corsets | Millinery | Vestees |
| Caps | Waists | Muffs | Waists |

WRITE ME TODAY—A PENNY POSTAL CARD WILL DO.



Style — Price and Credit — Take Many Months To Pay

I allow you to pay just about as you please. You don't even need to ask for credit. I take care of all that in advance. You can have the loveliest things without waiting. Look your prettiest at all times and take months to pay.

But my Credit Plan alone would not make many women want to have my Style Book. Style, quality and value must come first. The credit can be considered simply as something extra. Write for my Style Book because of its beautiful fashions. Get it because of its splendid bargains. Your copy is waiting your request.

Be Posted On the New Styles

My new Style Book will tell the new width and length of skirts; the right height and design of shoes; the newest clothes; the latest weaves; the smartest trimmings.

You will learn from it the most popular modes in dresses; the fashionable colors; the correct ideas in millinery, lingerie or children's wear. Having it in your home is like chumming with a famous style authority. Why not write for it today?

MARTHA LANE ADAMS 3765 Mosprat St., CHICAGO

Beautiful Rag Rug

24x36 inches

No. 6473. This beautiful rug, compactly woven of brilliant-colored sanitary rags, is of the approved style seen nowadays in so many homes. The several colors are so blended as to give a gay touch to the room, that cannot be obtained in the old-fashioned woolen rugs. There is no home but will be improved by the addition of a few of these rugs; and our offer is so attractive that everybody can readily secure one or several of them. Our cut can give but a faint idea of the beauty of the blues, reds, greens, browns, etc. All blended in one rug; but the general appearance, including fringe, is like our illustration.

Special Offer

If you will send us a club of seven subscriptions to Needlecraft at our special Club-Raisers' price of 35 cents each, we will send each subscriber this magazine one year, and we will send you the Rag Rug (Premium No. 6473).

NEEDLECRAFT

Augusta, Maine



A New Collar in Filet-Crochet

By MARY E. FITCH

AMONG the newest shapes in collars is the small one to be worn across the back of coat or waist. Choose a thread that will give you 7 spaces to the inch. Make a chain of 218 stitches, turn.


1. A treble in 8th stitch from hook, (chain 2, miss 2, 1 treble, forming a space) 70 times, turn.

2. Twenty-two spaces (chain 5,

17. Eight spaces, 4 trebles, 2 spaces, 4 trebles, 1 space, 4 trebles, 5 spaces, 4 trebles, 2 spaces, 16 trebles, 1 space, 13 trebles, 1 space, * 16 trebles; work back.

18. Two spaces, 10 trebles, 3 spaces, 7 trebles, 1 space, 13 trebles, 2 spaces, 7 trebles, 3 spaces, 10 trebles, 4 spaces, 7 trebles, 2 spaces, * 16 trebles; work back.

19. One space, 16 trebles, 2 spaces, 7 trebles, 1 space, (2 spaces, 4 trebles) twice, 7 trebles, 3 spaces, 10 trebles,



A New Collar in Filet-Crochet

treble in next treble, for 1st space), 10 trebles, 10 spaces, * 4 trebles; work back from * to beginning of row.

3. Eleven spaces, 22 trebles, 4 spaces, 10 trebles, 9 spaces, * 10 trebles; work back.

4. Ten spaces, 28 trebles, 3 spaces, 10 trebles, 4 spaces, 7 trebles, 2 spaces, * 16 trebles; work back.

5. Three spaces, 10 trebles, 3 spaces, 13 trebles, 5 spaces, 7 trebles, 2 spaces, 16 trebles, 1 space, 13 trebles, 1 space, * 16 trebles; work back.

6. Two spaces, 7 trebles, 1 space, 4 trebles, 3 spaces, 10 trebles, 12 spaces, 10 trebles, 1 space, * 46 trebles; work back.

7. Two spaces, 7 trebles, 4 spaces, 10 trebles, 1 space, 4 trebles, 7 spaces, 7 trebles, 2 spaces, 10 trebles, 2 spaces, 13 trebles, * 5 spaces; work back.

8. One space, 7 trebles, 5 spaces, 10 trebles, 1 space, 4 trebles, 6 spaces, 13 trebles, 7 spaces, 10 trebles, 2 spaces, * 4 trebles; work back.

9. One space, 10 trebles, 3 spaces, 13 trebles, 2 spaces, 7 trebles, 3 spaces, 4 trebles, 1 space, 16 trebles, 3 spaces, 10 trebles, 4 spaces, * 4 trebles; work back.

10. One space, 34 trebles, 1 space, 7 trebles, 2 spaces, 10 trebles, 1 space, 10 trebles, 3 spaces, 13 trebles, 3 spaces, * 10 trebles; work back.

11. Two spaces, 16 trebles, 2 spaces, 10 trebles, 4 spaces, 25 trebles, 2 spaces, 16 trebles, 1 space, 10 trebles, * 1 space; work back.

12. Nine spaces, 10 trebles, 5 spaces, 10 trebles, 1 space, 10 trebles, 3 spaces, 13 trebles, 3 spaces, * 10 trebles; work back.

13. One space, 13 trebles, 5 spaces,

9 spaces, * 10 trebles; work back.

20. (One space, 7 trebles) twice, 2 spaces, 10 trebles, 11 spaces, 10 trebles, 10 spaces, * 4 trebles; work back.

21. One space, 7 trebles, 2 spaces, 4 trebles, 2 spaces, 10 trebles, * 49 spaces; work back.

22. One space, 7 trebles, 5 spaces, 10 trebles, 1 space, 7 trebles, 3 spaces, narrow (by making a treble in top of next treble, omitting the 2 chain), turn.

23. Narrow (that is, chain 3, treble in next treble), 2 spaces, 4 trebles, 2 spaces, 31 trebles, 1 space, turn.

24. Two spaces, 19 trebles, 2 spaces, 13 trebles, 1 space, narrow.

25. Narrow, 1 space, 10 trebles, 10 spaces, turn.

26. Two spaces, 10 trebles, 4 spaces, 7 trebles, 2 spaces, narrow.

27. Narrow, 1 space, 7 trebles, 3 spaces, 4 trebles, 2 spaces, 1 treble, 1 space, turn.

28. One space, 7 trebles, 5 spaces, 10 trebles, narrow.

29. Narrow (chain 4, miss 2 trebles, treble in next), 9 trebles in next 9 stitches, 3 spaces, 10 trebles, 1 space, turn.

30. Two spaces, 22 trebles, narrow (that is, miss 2 trebles, treble in next, turn).

31. Narrow (as in 29th row), 16 trebles (in all), 3 spaces, turn.

32. Four spaces, 7 trebles, 1 space, narrow.

33. Narrow, 1 space, 7 trebles, 3 spaces, turn.

34. Two spaces, 7 trebles, 1 space, narrow.

35. Narrow, 1 space, 4 trebles, 2 spaces, turn.

36. Two spaces, 4 trebles, narrow.

37. Narrow, 2 spaces, turn.

38. One space, narrow.

39. One space.

Fasten off neatly, join in on other side, and repeat from 22d row. If you find the diagonal or narrowed edge (toward the neck) draws slightly, or if a little too tight, make a double treble instead of treble to narrow at end of row, and chain 4 to begin next row.

Finish the edge with doubles, 2 in each space and 1 in treble, with a picot of 4 chain every 8th double.

If preferred, the narrowing may be

Concluded on page 26

10 trebles, 3 spaces, (4 trebles, 1 space) twice, 16 trebles, 3 spaces, 10 trebles, 4 spaces, * 4 trebles; work back.

14. Three spaces, 10 trebles, 6 spaces, 4 trebles, 1 space, 7 trebles, 3 spaces, 13 trebles, 7 spaces, 10 trebles, 2 spaces, * 4 trebles; work back.

15. Two spaces, 7 trebles, 1 space, 7 trebles, (3 spaces, 4 trebles) twice, 5 spaces, 7 trebles, 2 spaces, 10 trebles, 2 spaces, 13 trebles, * 5 spaces; work back.

16. Three spaces, 22 trebles, 1 space, 10 trebles, 5 spaces, 4 trebles, 4 spaces, 10 trebles, 1 space, * 46 trebles; work back.

Working-Pattern of Collar


10 trebles, 3 spaces, (4 trebles, 1 space) twice, 16 trebles, 3 spaces, 10 trebles, 4 spaces, * 4 trebles; work back.

NEEDLEWORK

\$1500.00

IN CASH PRIZES

Offered for artistic work in Crochet, Tatting, Knitting and Embroidery.



For Particulars Address

THE STAR NEEDLEWORK JOURNAL
260 WEST BROADWAY,
NEW YORK

Who will send a copy of the Journal free on application.

COUPON


Please mail to following address one copy July issue "STAR NEEDLEWORK JOURNAL" with details covering Prize Needlework Contest as per advertisement in "Needlecraft."

Name.....

Address.....

CUT-GLASS BONBON-DISH

Given for Nine Subscriptions



No. 6328. For bonbons, spoons, and many other purposes, this is a beautiful dish. The flowers and hob-stars are cut in the latest satin finish, and the floral-and-mitre cutting combines an arrangement of beauty which is found only on the higher-grade lines of cut glass. Eight inches long, three and one-half inches wide. A very attractive high-grade, stone-engraved dish. Sent prepaid, and safe delivery guaranteed.

SPECIAL OFFER. If you will send us a club of **nine** subscriptions to Needlecraft at our special **Club-Raisers'** price of **35 cents** each, we will send each subscriber this magazine one year, and we will send you a **Cut-Glass Bonbon-Dish (Premium No. 6328).**

NEEDLECRAFT, Augusta, Maine

GIVEN TO YOU

As a **LARKIN Factory-to-Family Saving**

Comfortable, cosily furnished homes in almost every town and city in America furnish eloquent testimony to the helpfulness of the Larkin **Factory-to-Family Plan.**

Handsome furniture, rugs, silverware and countless other Larkin Premiums may be placed in your home simply by purchasing necessary household supplies—foods, soaps, toilet preparations, etc.—direct from the great Larkin Factories, thereby saving middlemen profits.




Mail Coupon Today

Send for the new beautifully illustrated Larkin Catalog Free. See how you may improve your home in a delightful way without added expense.

Larkin Co. Buffalo, Peoria, Chicago
Please send me your new Fall Catalog No. 132

Name.....

Address.....

G.P. 406

SEND US YOUR
Old Carpets
Rugs and Old Clothing
We Dye Them and Weave
Velvety Rugs



Beautiful new rugs in plain, fancy or Oriental patterns—any color you want, any shape, any size—no matter how large—the equal of high-priced store rugs for half the price.

Save \$10 to \$30
and get beautiful, reversible, seamless, soft, bright, new rugs, guaranteed to wear many years.

Write Today
for free book that tells how your faded, worn-out, threadbare carpets, rugs and old clothing are washed, pickered, combed, respun, dyed and re-woven into handsome new rugs in the latest two-toned effects to match your furniture and wall decorations. You save half the cost.

Money Back Guarantee
If you are not satisfied with your new rugs, we will pay you for your material. Every order completed in 3 days.

FREE We send this money-saving Rug Book, illustrated in actual colors, free on request, with our liberal freight payment offer and full particulars. Write for this free book today.

OLSON RUG CO.
Dept. H-19,
36 Laflin St.,
Chicago, Ill.

Use This Coupon, or Just Send a Post Card
Please send free Velvety Rug Book No. 69, postpaid.

Name _____
Address _____
City _____ State _____

Early Fall Work in the Kitchen

By MRS. SARAH MOORE

THE late summer or early fall is just the time to put up the spiced fruit, relishes and pickles that add so much to winter meals. In the dictionary one of the definitions of the word relish is "to enjoy" and that is just what these homemade relishes do. They make us enjoy our food, and modern scientific research shows that a certain degree of enjoyment in what we eat is great help to digestion, though this does not of course mean that we should make our whole diet of pickles and cakes just because we happen to like them. The bulk of our food should consist of plain nourishing dishes, but the zest imparted to them by condiments and relishes will not hurt anyone in normal health.

Sweet-Apple Relish Cut the apples in half

through the stem, leaving the core in and the skin on. Put three cloves in each half, as in pickling peaches; then make a syrup, allowing for every five pounds of apples three pounds of sugar and one pint of vinegar. Add a few pieces of stick cinnamon. Put the fruit in and cook it until it can be pierced easily with a straw. Pack the apples in jars, cook the syrup a little longer until thickened and pour over the fruit.



TOMATO CONSERVE. Dipping the Tomatoes in Boiling Water for a Moment before Skinning Them. On the Table Are Tomatoes of Assorted Sizes from Small Round to the Cherry Variety. There Are also Shown the Lemons, Sugar-Jar, Sieve, and a Jar of the Conserve Already Finished

Peach Catchup Pare and quarter eight quarts of sound, ripe peaches. Simmer the parings for half an hour in a pint of water. Then strain and add the peaches to the liquor and simmer for half an hour longer. Add one and one-half cupfuls of best cider-vinegar, one half cupful of sugar, two teaspoonfuls of ground cinnamon and one half teaspoonful each of cloves, mace and pepper. Simmer slowly until rather thick, and seal hot in pint jars.

Plum Catchup Boil the plums with one pint of water until soft enough to reduce to a pulp. Press through a colander, weigh the pulp, and to every five pounds allow three pounds of sugar, half a pint of vinegar, one level tablespoonful each of ground cloves and cinnamon and one teaspoonful of salt. Boil and stir with wooden spoon until it becomes thick and rich. Seal boiling-hot.

Green-Grape Catchup Select grapes that are just beginning to turn ripe, pick them from the stem, scald them and strain. To five pounds of grapes allow two and one-half pounds of sugar, one pint of vinegar and one tablespoonful each of salt, pepper, cloves, cinnamon, and allspice. Boil the mixture until rather soft, pour into sterilized jars or glasses and seal at once.

Tomato Catchup Peel and slice a gallon of firm, ripe tomatoes. Simmer them for several hours with a pint of vinegar, then add one cupful of sugar in which have been mixed four tablespoonfuls of salt, one teaspoonful of black pepper, one quarter teaspoonful of Cayenne, one tablespoonful of cinnamon, the same amount of mustard and half a tablespoonful of cloves. Cook slowly to the desired consistency, put in pint bottles, and use new corks that have been soaked in hot water. Seal.

Uncooked Catchup Peel half a peck of ripe tomatoes; do not scald to get the skin off. Chop fine, let it settle and pour off part of the juice. Grate fine two roots of horseradish and add to the tomatoes, and also a fourth of a cupful of salt, one small cupful of ground mustard, two red

peppers chopped after taking out the seeds, one heaping teaspoonful of cinnamon, one cupful of brown sugar and one quart of cider-vinegar. Stir well and bottle and cork tightly.

Crab-Apple Relish For every seven pounds of crab-apples allow eight cupfuls of sugar, two cupfuls of vinegar, two teaspoonfuls each of cinnamon and allspice, one teaspoonful of cloves, half a teaspoonful of ground mace and half an ounce of ginger-root. Bring the sugar

and vinegar to the boiling-point, and throw in the spices tied up in a bag. Look over the apples and choose only the perfect ones; wash and dry them. Then add to the vinegar and sugar and boil for one moment. Take from the fire and turn into a large stone jar, letting it stand overnight. The next morning drain the liquor from the crab-apples.

bring it to the boiling-point and turn over the apples. Repeat this process for eight mornings. The last time of heating, boil the liquor down until only enough remains to cover the fruit. Now put in the fruit. Thoroughly heat and then can it.

Apple Ginger Relish Make a syrup of four pounds of sugar and one pint of water. As soon as it comes to a boil, add one ounce of green ginger sliced, the yellow rind of four lemons cut up very fine, and four pounds of apples pared and quartered. Cook twenty minutes, then add the juice of four lemons, let it come to a boil again and seal while hot.

Cucumber Relish Chop with a knife or put through the food-chopper two pounds of cucumbers, one pound of onions and four pounds of green tomatoes. Put all these in a colander after chopping and sprinkle with half a pound of salt and let them drain all night. In the morning add to the vegetables one ounce of peppercorns, two ounces of chili-peppers, one ounce of whole cloves, two ounces of bruised ginger and the same of mustard-seed, a blade or two of mace and cover all with vinegar. Boil this all up slowly to the consistency of pulp, then press through a sieve. Put it in small bottles and add a couple of cloves and a chili to each bottle. Seal tightly. You will find this a fine addition to a fish dinner.

Easy Method of Pickling Onions Take two quarts of small white onions, and pour over them boiling water and set aside immediately to cool. When they can be handled pull off the papery outer skin which can now be removed very easily and then put them in a stone jar or deep china dish and cover with a strong salt brine. If a fresh egg will float on the top of it, the brine is about right. Let this stand all day and night, twenty-four hours in all. Pour off the brine, drain thoroughly and rinse very lightly and quickly in cold water and place in jars with two or three pieces of ginger-root and small black peppers in each jar and cover with boiling-hot vinegar. They should be kept for two weeks before using.

Mixed Vegetable Chow-Chow To make this you will need half a peck of green tomatoes, a good-sized cabbage,


Get One of These Premiums



Society Tea-Maker

Given for Eight Subscriptions

No. 6476. The tea-maker is now the accepted method of making tea. The advantages are obvious; the exact strength desired can be obtained, and the tea needs no straining. Because of the simplicity and neatness of this method, the tea-ball has come to be used almost exclusively in company; and now we offer a newer novelty than the original tea-ball. The Society Tea-Maker for all practical purposes is a tea-ball with the chain and finger-ring for handling, but has the added advantage of a tray to catch the drippings after it is removed from the hot water, and the convenient crane to hang it on. The snout is purely ornamental, to carry out the suggestion of the-fashioned pot hanging on the fireside crane. It is, therefore, a highly ornamental as well as convenient accessory to the tea-table. The Society Tea-maker is silver-plated and carries our usual guarantee of quality and general satisfaction.



Silver Bar Pin
With Six White Stones

Given for Four Subscriptions

No. 6454. The style pin illustrated above is the very latest fad in women's jewelry. And this is a fad that is well founded. The bar pin suggests a dozen and one uses and can be worn on any occasion. The one we offer is made of a composition silver which is not only more durable than sterling, but also it will not tarnish or blacken as does the very best sterling silver. It is 2 1/2 inches long and in addition the engraved design is set with six handsome white brilliants. This pin is destined for continued popularity, and our offer is so liberal that you certainly will not want to pass it by.



Bluebird Bread-and-Milk Set

Given for Ten Subscriptions

No. 6471. This bread-and-milk set will make breakfast an attractive meal for the younger folks, and even a supper of healthy mush will be enjoyed. The pitcher is 5 1/2 inches high, the bowl is 5 inches in diameter and the plate in proportion, all made of best American china and decorated with the ever popular bluebird pattern in red-and-blue design and blue-line borders. The background is pure-white with embossed white decorations around bottom of pitcher and bowl. The whole effect is very attractive.

SPECIAL OFFER

Select the article that you would most like to have and send us the required number of yearly subscriptions to Needlecraft at our special Club-Raisers' price of 35 cents each; we will send each subscriber this magazine one year, and we will send you, prepaid, the premium of your choice. Order by name and number. Send all subscriptions to

NEEDLECRAFT
Augusta, Maine

Maternity
A BIG 76-page Style Book, picturing hundreds of Dresses, Coats, Suits, Skirts, Waists and Corsets—specially designed for Mothers-to-be—sent absolutely free.

Largest Maternity Specialists in the world. All apparel made by ourselves. Best materials, workmanship. Lowest prices. Send for your book today, to Dept. B-1.

Lane Bryant 325 St. of Fifth Ave. New York

STYLE BOOK FREE

BEADS For NECKLACES, PURSES, ETC. PORTIERE BEADS. Beads of every description. Send stamp for directions & illustrated Beadwork Book. IMPERIAL BEAD CO., Dept. R, 588 West 164th St., New York City.

CARDS and FOLDERS to HAND-COLOR 200 beautiful designs in birthday, tally, place cards, new 1919 Christmas cards. Send for our illus. catalog "Pleasant Pages" Free. LITTLE ART SHOP, INC., 626-F St., N.W., Washington, D. C.

ART NEEDLEWORKERS Send 10c for a lovely 5 Piece Bureau Set in Eyelot Embroidery. Elegant Material. Set consists of 1 Center piece, 1 Oval Doily and 3 Small Doilies. A Big Bargain, only 10c. Postpaid.

Art Needlework Instruction Book Free with each order.

JOSEPH DOYLE & CO., DEPT. 4, NEWARK, NEW JERSEY.

Angel Food Cake Eight inches square Five inches high

Teach you to make them. Also other cakes. They bring \$3.00 per loaf—profit \$2.00. My methods are original and different. Never fails. Particulars free.

MRS. GRACE OSBORN, Box 35, Bay City, Mich.

PISO'S
for Coughs & Colds

DEAFNESS IS MISERY

I know because I was Deaf and had Head Noise for over 30 years. My invisible Antiseptic Ear Drums restored my hearing and stopped Head Noise, and will do it for you. They are Tiny Megaphones. Cannot be seen when worn. Effective when Deafness is caused by Catarrh or by Perforated, Partially or Wholly Destroyed Natural Drums. Easy to put in, easy to take out. Are "Unseen Comforts." Inexpensive. Write for Booklet and my sworn statement of how I recovered my hearing.

A. O. LEONARD
Suite 182, 70 5th Avenue • • • New York City

Ro-San Rolling Bath Tub with Heater

Full size white enamel tub, nickel-plated 12-gal. tank. Closes up in space 3 ft. square. On castors—roll it anywhere. Heater attachment for kerosene, gasolene or gas. Water heats quickly. Waste drains through hose attached to temporary or permanent outlet. Simple. Guaranteed. Write for catalog and price.

Rowe Sanitary Mfg. Co.
90153-6th St.
Detroit, Mich.

Ask about Ro-San In-liner Closets and Wash-stands. No Plumbing Required.

30 DAYS TRIAL

four large onions, three chopped green peppers, a quarter cupful of salt, a cup and one-half of brown sugar, a quarter cupful of fresh grated horseradish, one tablespoonful of black pepper, half a teaspoonful of celery-seed and enough good cider-vinegar to fill the jars. Chop the tomatoes, cabbages, onions and peppers and mix them with the salt. Allow to stand for six hours, then turn into a bag and drain overnight. Put the mixture into jars. Take sufficient vinegar to cover and bring it to boiling-point, then add the sugar, horseradish, pepper and celery-seeds. Boil for two minutes, then pour over the vegetables and let stand for three days. Turn out and reheat six times. Seal while hot.

Corn Pickle Cut sweet-corn from cob until you have two quarts. Use corn that is just ripe, but not old enough to be at all hard. Mix with this the same quantity of finely chopped cabbage and four good-sized, seeded and finely chopped green peppers. Pour over them a good quart and pint of vinegar, rather over the measure than under, and then mix in one pound and a quarter of sugar, and one and one-half tablespoonfuls of salt—a little more of this if the family like things rather salt—and a scant quarter of a pound of ground mustard. Cook in a granite-ware saucepan until the corn is tender and then pour at once into sterilized glass jars or wide-mouthed bottles.

Cheap Apple-Butter Take six quarts of any kind of apples, pare, quarter and remove cores. Put in a granite-ware preserving-kettle with two quarts of strong cider-vinegar. Simmer slowly for four hours or longer, until the apples are like a very soft sauce. Then add one pound of sugar, two pounds if the apples are rather green or very sour; add half an ounce of strong ground cinnamon, and cook until the mixture is thick like marmalade.

Spiced Pears Peel, halve and core large, ripe but rather hard pears. Small pears should be spiced whole. Put three cupfuls of vinegar, one cupful of water, two pounds of sugar, half a dozen sticks of cinnamon, half a cupful of ginger-root broken into small pieces and the rinds of two lemons, washed and cut into pieces, in the kettle, and bring to a boil, then add pears and cook very slowly until tender. Remove to jars, and then boil the syrup down until as thick as strained honey. Pour over the pears and seal immediately.

Spanish Relish Put into your chopping-bowl a small head of cabbage, six onions, twelve green peppers and two quarts of green tomatoes. Chop these ingredients quite fine and sprinkle over them one

cupful of salt and let stand for twenty-four hours. Then drain and put the vegetables in a porcelain-lined kettle, and barely cover with vinegar. Be careful not to get too much. Add half a cupful of mustard-seed, half a cupful of sugar and one teaspoonful of celery-seed. Cook for ten minutes, then remove from the fire and add one tablespoonful of mustard mixed through. If you want the pickles sweet, put in about half a cupful of sugar at this stage. Pack in a stone crock or glass jars.

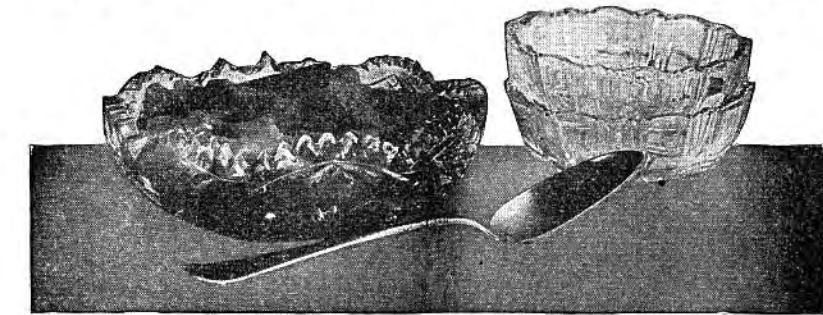
Yellow- or Cherry-Tomato Sweetmeat Skin the small yellow tomatos, cut in half and put on the stove in a granite-ware saucepan and bring slowly to a boil so that they will cook in their own juice. Add a pound of sugar to every pound of tomatoes and four slices of lemon to each pound. Cook very slowly until rich and thick. Put in small glasses or jars, and seal.

Plum Conserve For plum conserve, take eight pounds of the small blue plums, six and one-half pounds of sugar, two and one-half of seeded raisins and three large oranges that have been seeded and chopped fine, using the skins of two of them. Mix well together, add one pint of water, and cook slowly for one hour; place in sealed jars until ready to use. This is excellent to serve with cold meats, and a spoonful of it on puddings and ice-cream will give a delicious flavor.

Watermelon Pickles Prepare in the same way as for preserves and cook in boiling water until tender, and drain. For seven pounds of rind there should be three cups of vinegar, three and a half pounds of brown sugar, one ounce stick cinnamon, broken in pieces, and one half ounce whole cloves. Bring slowly to the boiling-point and let simmer two and one-half hours. Pack into jars, add syrup to overflow jars, and adjust rubbers and covers.

An Easy Method of Canning Grapes Pick the grapes from the stem, selecting perfect ones, wash, and then fill a jar with boiling water and drop grapes in until jar is full, then pour slowly over them one quart of boiling water, this is so the last grapes put in get heated, place lid on jar and let stand five minutes, then drain water off of grapes, fill jar with boiling syrup, and seal.

Delicious Melon Preserves The next time you buy a large watermelon for dinner be sure to save the rind for preserves. The best way to do this is to remove it before the melon is brought to the table. Divide the melon into quarters and remove all the red inner portion which you should immediately put on ice or in a cool place to get firm and cold for serving for dessert. Now trim



SPICED PEARS. Ripe but Rather Hard Pears Are Used for This, Cut in Half and Spiced with Stick Cinnamon and Ginger-Root

off the green rind and throw it away, as the white part is what you use. Cut this into small pieces, cover with a weak brine and let it stand overnight. Then drain and rinse and boil in a little clear water until it is tender. Make a syrup of one pound of sugar, one lemon thinly sliced, and half a teaspoonful of ground ginger to each pound of rind. Boil the syrup until thick and then add the fruit and simmer slowly until transparent. Put in sterilized jars, pour the syrup over, and seal.

Sweet Minted Apples Peel and quarter large sweet apples. To each seven pounds of fruit add four pounds of sugar, one quart of vinegar, one cupful of water and a cupful of mint-tea made by simmering one cupful of crushed fresh green mint in one pint of water until reduced to a cupful. If unable to get the fresh, half a cupful of dried mint can be used instead. Put the apples in the syrup with the mint concoction, and boil until tender. Take out the apples and fill sterilized jars, boil the syrup down until thick, fill up jars, and seal.

Hinds Cream

HONEY AND ALMOND

Hinds Cream keeps the face, neck and hands of many an attractive woman soft and smooth, and fortifies the skin against the effects of wind and sun. You, too, will find it quickly soothes and heals sun and wind burn, irritation after bathing, rashes and other summer skin discomforts. No elaborate process necessary—its simplicity is a delight.

SAMPLES: Be sure to enclose stamps with your request. Hinds Honey and Almond Cream 2c. Both Cold and Disappearing Cream 4c. Talcum 2c. Trial cake Soap 8c. Sample Face Powder 2c., Trial Size 15c. Attractive Week-end Box 50c.

Hinds Cream Toilet Necessities are selling everywhere or will be mailed, postpaid in U. S. A., from Laboratory.

A. S. HINDS 247 West Street Portland, Maine

Elegant Bag-Top

Given for **Eleven Subscriptions No. 6475.** We here offer a 7-inch bag-top made of nickel-silver handsomely decorated with superb rose-bud clusters as shown in the illustration. Women in every society now carry bags made at home from odd pieces of silk, velvet, moire, or other material which every woman has on hand in some form or another. The individuality expressed by the personal taste of the maker appeals strongly to the instinct of every society-woman. Since this fashion has developed into a fad, many manufacturers have brought onto the market bag-tops of varying styles and quality. The one that we have shown is an exceptionally well made article and high grade in appearance. It is something a little bit nicer than the average. Beside the excellence of the metal and the beauty of the design, the construction is unique. The hinges are solidly riveted, the clasp closes with a real snap and the chain is solid and securely welded to either side of the frame, so that if the bag is accidentally left open one side cannot drop down and spill the contents. We highly recommend this bag-top.

SPECIAL OFFER. If you will send us a club of eleven subscriptions to Needlecraft at our special Club-Raisers' price of 35 cents each, we will send each subscriber this magazine one year, and we will send you the above named bag-top.

Address **NEEDLECRAFT, Augusta, Maine**

\$1 Brings this Elegant Brussels Rug

Only \$1 now and we ship this beautiful rug. Use it 30 days. Then if not most pleasing in every way and an amazing bargain return it and we will refund your \$1 and pay transportation both ways. If you keep it, pay balance on our easy terms (see description and coupon below.)

See It on Your Own Floor—Then Decide

Once you see this rug on your floor and compare it with others you will say that it is a startling bargain. You will wonder how a rug of this quality and rich appearance can be offered at our price. This is a genuine seamless Brussels rug, woven in a most artistic all-over pattern, in rich colorings. The material is strong, good wearing yarn which will give long service. We have chosen the colorings to give the most pleasing effect by both daylight and lamplight. This is one of the most desirable, most satisfactory rugs we have ever offered. It is a rug you will be proud to have in your home.

We gladly give you the opportunity to see it on your floor before you decide about it because you can't judge from even the best description. You must see the rug itself and examine its fine quality and coloring to appreciate its value.

Order by No. 29BMA12. Price \$29.95. Send \$1 now. Balance \$2.75 monthly.

30 Days' Free Trial

Use this elegant Brussels rug for 30 days. Then you will know what a stunning value it is. We gladly give you the privilege of this test because we know what a bargain you will find it. Read our offer again—nothing fairer than this—then send coupon (or letter) and only \$1 now.

HARTMAN FURNITURE and CARPET CO.
3971 Wentworth Ave., Dept. 1920, Chicago

Thousands of bargains in furniture, curtains, rugs, dishes, kitchenware, phonographs, stoves, cutlery, silverware, farm equipment, etc.—on easy credit terms.

Send Post Card for **FREE** **Bargain Catalog**

HARTMAN Furniture & Carpet Co.
3971 Wentworth Ave., Dept. 1920, Chicago
Enclosed is \$1. Send the Seamless Brussels Rug No. 29BMA12. I am to have 30 days' trial. If not satisfied will ship it back and you will refund my \$1 and pay transportation both ways. If I keep it I will pay \$2.75 per month until price, \$29.95, is paid.

Name.....
Address.....
Occupation.....

Published August Twenty-First
More Than One-Half Million Copies Already Sold
First Printing, 750,000 Copies

Harold Bell Wright

has given to the "heart of the world" a book that will strengthen human faith to happiness

THE RE-CREATION OF BRIAN KENT

Illustrations in Colors by J. Allen St. John

THE RE-CREATION OF BRIAN KENT, sweet and appealing in its pathos and vibrant with the local color of the mystic, enchanted Ozarks—The Shepherd of the Hills Country—marks the author's greatest advance in story telling charm. Brian Kent, Auntie Sue, Judy and Betty Jo are wonderful creations. There are thrilling incidents related with such vivid realism that one reads with breathless interest. And yet the fascinating power of the story is rather in the clean-cut analysis of life and character, and in the skillful visualization of the clash and conflicts of life's invisible forces out of which the thrilling incidents come.

Full Cloth, 12mo. \$1.50 Everywhere

Other Novels by Harold Bell Wright—Nearly Eight Million Sold

That Printer of Udell's—The Shepherd of the Hills—The Calling of Dan Matthews—The Winning of Barbara Worth—Their Yesterdays—The Eyes of the World—When a Man's a Man

Mr. Wright's Allegory of Life "A literary gem that will live" **The Uncrowned King** Cloth, 60 Cents Leather, \$1.25

Publishers, THE BOOK SUPPLY COMPANY, Chicago
231-233 W. Monroe St. E. W. Reynolds, President

Note—You must see The Shepherd of the Hills now in Ten Reel Motion Picture. Scenario and Direction in every detail by Harold Bell Wright—PERSONALLY.

Harold Bell Wright Story-Picture Corporation
Pomona, Cal. E. W. Reynolds, President Los Angeles


Forget - Me - Not Yoke, of Novelty Braid and Crochet

By ANGELINE L. TOWNSEND

CROCHET-THREAD No. 40 was used for the model, with a strip of 12 medallions of medium-size novelty braid for the front, 11 medallions for the back, and 13 medallions for each shoulder. Fasten ends of strips neatly

picot of 3d medallion, continue like 1st row, ending with 11th medallion. Repeat 2d, 3d, 4th and 5th rows of front; then on the outer edge work the entire length of strip for 1st, 2d and 3d rows of front.

Having completed the four strips as



Forget-Me-Not Yoke, of Novelty Braid and Crochet

and securely, so they will not ravel or pull out.

1. For the front: Fasten thread in 1st picot of 1st medallion, chain 4, a double treble in same picot, * chain 3, 2 double trebles in 3d picot, missing 2d, chain 2, 2 double trebles in 4th picot, chain 3, 2 double trebles in 6th or last picot, 2 double trebles in 1st picot of next medallion; and repeat from *, ending with 2 double trebles in last picot of 12th medallion, turn.

2. Chain 7, * 2 double trebles under 3 chain of last row, chain 3; repeat across, ending with chain 2, double treble in top of 4 chain at beginning of 1st row.

3. Chain 7, * 3 double trebles under 3 chain, chain 4, fasten back in 1st stitch of chain for a picot, 3 double trebles under same chain, chain 2, double treble under next 3 chain, picot, chain 2; repeat from *, ending with the shell of double trebles, chain 2, double treble in 3d of 7 chain, turn.

4. Chain 7, * a double treble in 2d double treble of shell, chain 2, miss 2, double treble in next or 5th double treble of shell, chain 2, double treble in double treble, inserting hook back of the picot, chain 2, and repeat from *. This row forms the beading for lingerie ribbon, tape or cord.

5. A double in 1st space, * picot, chain 3, treble in next space, picot, treble in same space, chain 3, double in next space; repeat from * across and fasten off.

6, 7, 8, 9. Same as 1st, 2d, 3d and 4th rows, on other side of medallions.

10. Chain 5, treble in double treble, * chain 2, treble in next double treble; repeat across.

11. Eight spaces (chain 5, treble in next treble for 1st space), 4 trebles; repeat across, ending with 8 spaces, turn.

12. Seven spaces, 10 trebles; repeat across, ending with 7 spaces, turn.

13. Like 11th row.

14. All spaces.

15. A double in 1st space, * 5 trebles in next, double in next; repeat across and fasten off.

For the forget-me-nots, in lazy-daisy stitch, thread a needle with blue embroidery-floss, bring it up through the center of 10 trebles, in 12th row, take a stitch over 1st 5 trebles, in space at side, over the 4 trebles, in space, over the 5 trebles, and continue around, covering the solid work with the flower; make a French knot of yellow for center.

The back is made same as front, except that it is arranged for three flowers instead of five; in 11th row there are 12 spaces, 4 trebles, instead of 8 spaces, 4 trebles, and in 12th row there are 11 spaces at each end and 10 spaces, between flowers.

For the shoulder-strap: Fasten in 1st

directed, join them neatly, the front and back fitting into the jogs at the ends of the shoulder-strips. The end of 1st medallion of front or back fits up against the side of the 1st shoulder-strap medallion. If carefully sewed on the wrong side the joining will be quite invisible.

For filling the jogs at corners four rectangular pieces of filet are made, as follows: Chain 26, turn.

1. A treble in 8th stitch, 6 more spaces, turn.

2. Seven spaces, turn.

3. Three spaces, 4 trebles, 3 spaces, turn.

4. Two spaces, 10 trebles, 2 spaces, turn.

5, 7, 9. Like 3d row.

6, 8. Like 4th row.

10, 11. Like 2d row.

12. Turn the work, going across the end and up one side, making (5 trebles in 1st space, double in next) 3 times, 12 trebles in corner space, double in next, and continue along the side. Sew this piece carefully in place; in the center of the solid work embroider a forget-me-not, with three green leaves in the same stitch at each side.

The yoke may be made by carrying the front and back entirely across, and joining the straps to the top; as made, however, it fits nicely and is very easily put together.



A New Collar in Filet-Crochet

Concluded from page 23

done by leaving off a space at end of each forward row, and slipping back over the last space at beginning of each return row; the 22d row would thus end with 4 spaces, and the 23d row would narrow a space by slipping across the last space made to top of treble, then 3 spaces, and continue. When finished, the edge would be straightened by chains of 3 stitches, fastened in corner of space of each row.



I FIND the following the easiest and simplest method of buttonholing I have tried, and am glad to pass it on: Run the outline of scallops with fine stitches, or stitch on the machine; then carry two four-strand threads of darning-cotton along the scallops, working over them. The padding will be smoother and more even than when sewed into the material, and the buttonholing is done more neatly and rapidly. I usually whip the edge, thinking this makes the work firmer and more durable.—Mrs. H. O. D., Ohio.



Brings 42-Piece Aluminum Set

This 42-piece "Longware" Aluminum Set, which is illustrated above, consists of 9-piece combination double roaster with 2 outer shells, inside pudding pan, 5 custard cups with perforated pan holder. Two outer shells make an excellent roaster for chicken, steaks and other meats. Using perforated inset and small pudding pan, it is a combination cooker and steamer. The 3 pans also used separately over fire as a cake pan, bake dish, pudding pan, or for any purpose where open pans are used; 7-cup coffee percolator with inset (2 pieces); 6-qt. preserving kettle; 2 bread pans; 2 pie plates; 1-qt. and 2-qt. lipped sauce pans; 1 ladle; 2 jelly cake pans, with loose bottoms (4 pieces); 1 castor set; salt and pepper shakers; toothpick holder and frame (4 pieces); 1 measuring cup; 1 combination funnel (6 pieces); 3 measuring spoons; 1 strainer; 1 sugar shaker; 1 grater; 1 cake turner; 1 lemon juice extractor. Shipping weight, packed in special carton, about 10 lbs. Shipped from Chicago warehouse. Order by No. 415BMA15.

Price complete, set of 42 pieces, \$12.95. Pay only \$1.00 now. Balance \$1.50 monthly.

30 Days' Free Trial

Use this 42-piece set 30 days. Then, if not the greatest bargain you have seen, send it back. We will refund your money and pay transportation both ways. Otherwise pay balance on our easy terms.

FREE Bargain CATALOG

Send postal for this great catalog. Thousands of bargains in furniture, carpets, rugs, silverware, jewelry, phonographs, sewing machines, kitchenware, stoves, trunks, farm equipment, etc.—all on easy terms.

HARTMAN FURNITURE & CARPET CO.
3971 Wentworth Avenue
Dept. 1919 Chicago



HARTMAN FURNITURE & CARPET CO.
3971 Wentworth Ave., Dept. 1919, Chicago


Enclosed is \$1.00. Send the 42-piece Aluminum Set No. 415BMA15. I am to have 30 days' trial. If not satisfied will ship it back and you will refund my \$1.00 and pay transportation both ways. If I keep it I will pay \$1.50 per month until price, \$12.95, is paid.

Name.....

Address.....

Occupation.....

Nearest Shipping Point.....



Baby's First Set

Given for Five Subscriptions

No. 6468. Here is an ideal gift for baby, a tea-set of P & B guaranteed silver-plated ware, consisting of fork and spoon made expressly for baby. The set is mounted on a prettily illustrated card with verse, all in colored inks, making an ideal gift. Every piece of this well-known ware carries the registered trademark and is guaranteed to have a base of 18-per-cent, nickel-silver, plated with heavy plate of pure silver, 999-1000 fine.



Real-Shell Cameo Brooch

Given for Five Subscriptions

No. 6420. We consider ourselves most fortunate to be able to offer our friends this artistic Real-Shell Cameo at such easy terms. The delicately carved pink Cameo is set in one-twentieth-stock gold, which wears wonderfully. The shell is surrounded by imitation-pearls of a tiny size.

The pin looks very rich, and only an expert could tell it from a costly real hand-carved Cameo pin. The illustration shows the actual size.

Stylish pins of this character denote good taste, as well as add that touch which gives charm and distinction to one's appearance.



Premo Junior

Given for Twelve Subscriptions

No. 6046. The box type possesses features found in no other camera of this character. It uses the film-pack exclusively, loads in daylight, and single exposures may be removed at any time for development. To load: Open back, drop film-pack in place—close the back, and camera is loaded in daylight. Has automatic shutter for time or snapshots, two view-finders and two tripod-sockets. Takes a clear, sharp picture 2½x3½ inches.





Table-Runner

Given for Five Subscriptions

No. 6377. The moment you take this runner from its wrapper it is ready for use on your parlor-table, for it requires no embroidery-work or hemming.

A floral pattern is stamped, stencil-like, in red, green and brown on each end, while a neat fringe adds a finishing touch. It is 17x52 inches; and, as you probably know, Aberdeen Crash, a material that resembles gray linen, will stand long wear and rough usage beside always looking fresh and clean.



Large Turkish Towel

Given for Six Subscriptions

No. 6405. Have you ever thought what a sense of cleanliness and exhilaration a Turkish towel seems to suggest?

It is the ideal bath-towel, but its usefulness there has made it an equal favorite for face and hands.

You would be impressed with this towel here because it is so large and because of the superior quality which is so effective for a vigorous rub-down.

Keen satisfaction awaits every user.



Beautiful Gold-Plated Thimble

Given for Six Subscriptions

No. 6183. Every "Needle-crafter" wants a gold thimble for special occasions. The one we offer you is of medium weight with handsome engraved face, as shown in the picture. The design is simple, distinctive, elegant. The thimble comes in sizes 5 to 11. We guarantee this thimble to wear and look satisfactory for five years, and we will replace any that does not. In ordinary use they will probably wear a lifetime.



Gray Linen Scarf

Given for Six Subscriptions

No. 6034. Get this long scarf which is stamped for Solid Embroidery on Heavy Gray Linen, 18x54 inches. We show but one end of it, but the pattern is continuous all around, and is simple enough to be finished very quickly. There seems to be a distinctively fresh look about the arrangement of the design, extremely tasteful and commanding the admiration of all.



Crystal Cream-and-Sugar Set


Given for Seven Subscriptions

No. 6384. Every woman fond of beautifying her dining-room table with useful and serviceable pieces will recognize in this set that combination of beauty and utility so often sought but seldom found.

First to attract your attention is the initial—your initial—permanently burned into the glass in sterling silver and it will neither rub off while in use nor in the process of cleansing. Sterling silver is also used for the wreath and rim, both of which are plainly shown in the illustration.

The crystal is of high grade, absolutely flawless, and wrought in a design that is both attractive and distinctive. Fine glassware is just as important as fine linens or other table-decorations, and this set will add a finishing-touch of refinement to any dining-table. Just right in size. Large enough to be practical for general family use, small enough to be dainty and attractive. Sent in corrugated cartons, and safe delivery guaranteed. Be sure to state initial wanted.

Worthwhile Premiums for Needlecraft Club-Raisers



33-Piece De Luxe Dinner-Set

Given for Forty-Seven Subscriptions

No. 6467. Made of the famous Puritan China, which is one of the best American wares. The unique and attractive shape shown in the illustration is patented. Nowhere could we secure a better set of china or one that we should be so proud to offer on the terms given with this set. The decorations are in gold on pure white, and a gold band and a blue line border each dish. Following are the pieces:

- 6 Cups
- 6 Saucers
- 6 Dinner-Plates
- 6 Bread-and-Butter Plates
- 6 Oatmeal or Sauce Dishes
- 1 11½-Inch Platter
- 1 Creamer
- 1 Sugar-Bowl and Cover



Tape Measure

Given for

Four Subscriptions

No. 6176. Thirty-six-inch measure, in a gray-finish silverine case. It coils itself on a quick-action spring when you are through using it. Both sides are embossed with like designs. Every workbasket needs one.



March

April

July

December

Solid-Gold

Birthstone-Rings

Any Month, Any Size for Seven Subscriptions

No. 6374. Don't confound these Solid-Gold Birthstone-rings with the ordinary plated article. These are 10K gold all the way through. A gem corresponding to its appropriate month and guaranteed to perfectly imitate the genuine, is firmly mounted in popular Tiffany setting. We show only four rings, but those for the other months resemble them exactly. They are of the same quality and workmanship in every particular. Below is a list of the 12 rings with corresponding birthstones.

To Find Ring-Size. Draw strip of paper tightly around second joint of finger to be fitted, then place it on this measure with one end at O. Order size the other end indicates.

- January—Garnet
- February—Amethyst
- March—Bloodstone
- April—Diamond
- May—Emerald
- June—Agate
- July—Ruby
- August—Sardonyx
- September—Sapphire
- October—Opal
- November—Topaz
- December—Turquoise



Acme Ice-Cream Freezer

Given for Twelve Subscriptions

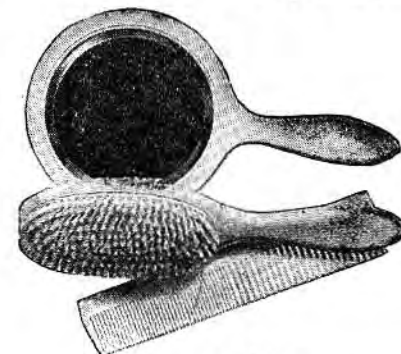
No. 6465. This is a two-quart freezer but is made of metal and weighs only 2½ pounds. The advantages of a metal freezer are obvious: it is a light kitchen-utensil, easy to handle, easy to clean and care for, and it takes less ice in freezing than the old-fashioned wooden freezer, and IT SAVES TIME. While a wooden tub is cooling, your work with an Acme Freezer is finished. The Acme Freezer can be placed in an ordinary refrigerator after the cream is frozen, saving ice, time, and labor in packing. We send you this rapid, economical and sanitary freezer, fully prepaid.

A Pair of Silk-Lisle Hose

Given for Six Subscriptions



No. 6314. Made by one of the best known manufacturers of high-grade hosiery in America and carries their trademark in gilt letters on the toe of every pair. Silk lisle is a material that possesses a silk-like lustre, but which is more serviceable. Reinforced fourply toe, heel and garter top. This construction prevents ripping and insures long life to the hose. Sizes 8½ to 10. Colors, Black or White. State size and color.



Florence-Ivory Toilet-Set

Given for Twelve Subscriptions

No. 6181. This is the famous "Keepclean" Hair-Brush, 10x2½ inches with 11 rows of medium-length, best bristles. The Comb is 7½ inches. The mirror has a 4½-inch round beveled French glass, very heavy and particularly well constructed. All comes in the popular Florence White Ivory. It is a beautiful and useful combination.



Narrow-Band Wedding-Ring

Given for Four Subscriptions

No. 6323. Even wedding-rings change in style, and the most in favor at present is the narrow, well-rounded ring like our illustration. It is heavier and thicker than the old-style flat band-ring, and for that reason does not chafe the finger. Appropriate for either men or women, in sizes from 5 to 13. Gold-filled. Be sure to give ring size.

Pendant and Chain

Given for Twelve Subscriptions


No. 6406. A Dainty design in 10K solid gold with baroque pearl, synthetic stone and 15-inch fine-link chain. Sent in plush box.

SPECIAL OFFER

Select the gift that you would most like to have and send us the required number of yearly subscriptions to Needlecraft at our special Club-Raisers' price of 35 cents each; we will send each subscriber this magazine one year, and we will send you, prepaid, the premium of your choice.

Order by name and number. Send all subscriptions to

NEEDLECRAFT
Augusta, Maine



Always Just the Colors You Want!

TO save time, to make certain of getting exactly the color you wish in your sweater and other garments ask first for The Fleisher Yarns.

In The Fleisher Yarns, you always find the new shades first. And you find a great range of beautiful fast-dyed colors you can always depend upon.

These are safe, economical yarns; spun with that uniformity in size, weight and finish which experienced knitters demand, and which are necessary for ease in knitting as well as good looks and wear in the finished garment.

You can easily knit this attractive Broadmoor Sweater—with its clever accent of color. Directions for making it are given in the newest Fleisher Crochet and Knitting Book, No. 103, full of exclusive Fleisher designs. 10c at your dealer's. Or sent direct by mail for 12c.

S. B. & B. W. FLEISHER, INC.
Dept. 2586, Philadelphia, Pa.

The Fleisher Yarns

"Every Color in
the Rainbow"



*The "Broadmoor" Sweater
Latest Fleisher Creation*

