

JOHN & JANET CROUCH are able to provide a number of interesting samples of rare and antique lace for students, teachers and members of International Old Lacers. These are offered for sale subject to being unsold.

- S2. 5 pieces of North Italian bobbin lace: £13.00
 - a) A fragment of Genoese plaited collar lace, C 17.
 - b) Genoese edging, mostly in whole stitch, with wheat-ear fillings and a plaited dentate border, C17.
 - c) Bobbin tape lace of floral design, with a variety of stitches. Early C18.
 - d) Point de Turin, the toile of half stitch and whole stitch, the reseau needle made. Late C18.
 - e) Milanese, with plaited 'round Valenciennes' reseau. Mid C18.
- S16. 4 good examples of point d'Alençon c1750-1870, and one example of C19 Burano needlepoint for comparison. £18.00
- S3. 2 pieces of C17 needlepoint: £10.00
 - a) A finely-scattered design somewhat between a point de neige and coralline, with brides picotees.
 - b) A piece of gros point edging with pearled brides and varied fillings, possibly made in Spain in imitation of the Venetian.
- S4. 5 pieces of Alençon showing the increasing coarseness of thread and simplification of design from mid C18 to early C19, there is some damage to the reseau of the earlier pieces but the workmanship is exquisite. £10.00
- S6. 4 pieces of point d'Angleterre from about 1720-1820:
 - a) Exquisite quality showing typical raised edges of the toile and threads of the added filling passing across the back of the design, early C18.
 - b) & c) Two mid C18 pieces, one showing a bird with spread wings, both show the Flemish reseau or vrai droschel (2 sides of each mesh have 4 plaits, the remaining 4 sides are twisted).
 - d) Early C19 showing the increase in the area occupied by the reseau and the diminution and simplification of design. £17.00
- S14. 10 interesting pieces of net mainly from Ireland and Nottingham, c 1840-1915: £20.00
 - Including a fragment of lace made for the first lady-in-waiting at Queen Victoria's Diamond Jubilee and having a crown and "60", and a piece closely imitating early C19 Limerick needlerun made by a Belgian refugee in 1915.
- S15. Six pieces of Valenciennes from early C18 to late C19, including examples of cinq trous reseau and oeil de perdrix filling and one piece with fruits and pots of flowers, c1750. £24.00
- S17. .5 small pieces of late C17/early C18 needlepoint: £20.00
 - a) gros point de Venise.
 - b) & c) rose point, one piece showing the two-headed eagle.
 - d) & e) English needlepoint.
- S18. 5 examples of rare C17 Dutch and Flemish bobbin laces. £25.00
- S8. 4 pieces of Mechlin: £14.00
 - a) Edging with quatrefoil and oeil de perdrix fillings, 1750.
 - b) & c) two late C18 pieces.
 - d) Early C19 piece with extensive reseau (two sides each with 3 plaits and 4 sides twisted) and characteristic flower and sprig design with a short repeat.
- S10. 7 examples of Honeycombe and Six Point Star (Point de Paris) reseau or fillings. These were made extensively throughout Britain, Belgium, France and Spain in the C19 so it is difficult to be precise about their place of origin. Two at least are clearly of Buckingham type and another similar to blonde Chantilly. They are sometimes known simply as Point de Paris laces. £9.00

Our catalogue containing more items of lace and rare books on lace and embroidery is available, price 10p in stamps or two International Reply coupons

JOHN & JANET CROUCH at OAK LODGE, 47a MORNINGTON ROAD, WOODFORD GREEN, ESSEX ENGLAND. Telephone 01-504 7002

NOW AVAILABLE

LACE IN THE MAKING, with BOBBINS AND NEEDLE

By Margaret L. Brooke
Price \$9.95 plus pp & ins.

Clear, complete and concise directions
Outstanding diagrams and drawings
Many varieties of patterns explained
Easy to read and understand

Published by and available from:
robin and russ handweavers

533 North Adams St., McMinnville, Ore. 97128

"My Grandmother (maternal) taught me to crochet. She died in 1962, leaving many crocheted spreads, tablecloths, edgings, and so on. She herself said that the edging she made over the years would probably stretch from here to California and back again. She tatted a great deal and I wish I had at the time the patience to learn from her. Now I am struggling with the practice in learning by myself. I am pleased to become a member and will be thrilled to learn some new things, share what I have, and perhaps make some friends who share my interests."
Margaret S. Martin, 10308 Great Arbor Dr. Potomac, Maryland 20854



January 29, 1976

"We had a wonderful meeting at the Berkeley Library -- 12 lacers brought their pillows and many people came to see us in spite of a sleet storm the night before. One came 150 miles (from Grand Rapids) to be with us.

Started a class in Bobbin Lace in Farmington Hills, Michigan on the 27th. I have 12 in a morning class and 15 in the afternoon.

Plans for our conference are moving along -- more news about that later."


..... Elsie M. Bentley, Michigan

"Last night I overheard a snatch of a poem by Emily Dickinson and I was so sure I heard ".....bonnets, with bobbins begun." Did I hear right? Maybe someone will know before I can look it up."

Mary McPeck, Michigan

NELSON BOOK OF NETTING

Instruction book with 15 designs; 5 sizes of plastic mesh sticks and steel needle come to you for only \$5.00




Other Netted Patterns
New Nelson Doily designs.....\$1.00
8 Beautiful Handkerchief Edges...\$1.00
8 Advanced Doily patterns.....\$1.00

2127 Kensington Avenue
Frank J. Nelson Salt Lake City, Utah 84108

NOTE: Please insert this issue of the bulletin into the cover for the year, to keep all lace news and addresses handy for reference.

Lithographed in the United States of America



This 21" square of historic symbols of United States history was designed and machine made in England to honor this country's 200th Anniversary. It is in a cream color and hemmed and may be used as is or framed. The lace was loaned by Esther Oldham of Mass. to be pictured in the bulletin. A limited quantity has been made and they are for sale by the Ronnie Lace Works at Hope Rhode Island. See back page.

REMINDER

- I.O.L. ANNUAL MEETING
August 3 & 4, 1976, Tuesday and Wednesday
St. Francis Hotel, San Francisco, Calif.

Sharing Ideas Across the Border

A stimulating visit with Phylis Attwell and Ellinor Steingaszner in Toronto impressed me with the interesting work Phylis does in supervising provincial crafts and inspired me through the skills Ellinor uses in her many fiber techniques.

We discovered how well the Bulletin holds us all together no matter how far apart we are in miles or how long between letters, for we found ourselves frequently referring to it and quoting information from it. We look forward to working together in the Dearborn 1977 Conference.

Mary McPeck, Michigan



President's Message

GREETINGS TO ALL:
 As I write this in mid-March, the latest Nebraska snow is disappearing and the promise of Spring is in the air!
 I am looking forward to receiving your letters telling me all about your local Lace groups.

When you read this in May, remember it is only a short while until the IOL Convention in San Francisco. The Bay Area Group have great plans for all of us.

We hope you like the arrangement of the new Directory -- by States and Country. Our Thanks go to Mary Cole, Virginia Olsen and Rachel Wareham for preparing it for us.

Your By-Laws Committee has been working, you will find their report in this issue. The proposed changes will be voted upon at the IOL Convention Business Meeting, following the Luncheon on August 3, 1976. Study their Report and be prepared to vote for the good of the organization.

Only IOL members can vote--so be sure to have your Membership Card with you!
 Convention time is the time we look forward to seeing our many IOL friends again. Have you sent in your registration? If you haven't, better do it now, the deadline is near. We want to see you there. We'll be looking for you.

FRIENDSHIP


Friendship is a golden chain
 Extending down the years;
 Some links are forged with laughter,
 Others joined by tears;
 But ever as the years go by
 It's shining length still grows
 A bond of treasured memories
 That old acquaintance knows.

-- C. & E. Tobiasen
 Sincerely,

Gwendolyn Kritner

President I. O. L.


 "I am sending a new picture of myself to use with the "President's Message" column. When I met some IOL members recently for the first time, one said, 'My you aren't as old as I thought you were!' I decided I should have a better picture in the Bulletin!" -- Gwendolyn Kritner
 (Previous one picked up from Annual Meeting picture taken in Florida)



WEDDING FAN of embroidered mull (rose design) with abalone pearl sticks, ca. 1860 in the Esther Oldham Collection.

ANNOUNCEMENT

Miss Esther Oldham's complete collection of fans has been accepted by the Boston Museum of Fine Arts for their permanent collection.



Mrs. Joyce Willmot, of Terry Road, High Wycombe, shows Polly Cartmill and Kay Webster the art of lace making during the Antiques and Crafts Show.

CROWDS AT FAIR

High Wycombe Town Hall, Wycombe, England

VISITORS from all over the country were attracted to the Antiques Fair and Crafts Show staged at High Wycombe Town Hall for three days the middle of March as part of the Arts Festival programme.

This was the first time that such an event had been included in the festival --but judging by the numbers who flocked to the fair, it could well become a regular event.

There were stands displaying articles from oil paintings and water-colors to antique clocks, jewelery, porcelain and silver as well as period furniture. The event drew exhibitors from as far afield as Norfolk, Somerset and Wales.





MRS. OLIVE RISCH
of Ridgewood, New Jersey
Picture taken outside the Church Hall
at the Heritage Show of the Paramus
Historical and Preservation Society of
Ridgewood, when she demonstrated lace
there.

METROPOLITAN AREA CHAPTER

(New York and New Jersey)

Members of our Chapter are again very active giving demonstrations and exhibits of lace during this Bi-Centennial period, and we feel there is a great interest in our craft.

Mrs. Gunvor Jorgensen has demonstrated at Clarkstown 4-H Club, New York; Historical Society, New City, New York; Pequannock Library, Wayne, New Jersey; Green Meadow School, Pearl River, New York; New City Lutheran Church and a return visit to the Van Wagoner-Hamilton House in Clifton; Day Mansion, Wayne and she is also teaching a lace class in Rockland, New York.

Mrs. Olive Risch has demonstrated at Orchard School in Ridgewood, New Jersey; Monroe Township School, Spotswood, New Jersey; Reformed Church in Midland Park; Heritage Show in Ridgewood; Bergen Community College to Multiple Handicapped Children; Brownie Troop in Ridgewood, Passaic No. 3 School; Lutheran Church School in Paramus; Clarkstown 4-H Club, Day Mansion and Van Wagoner-Hamilton House in Clifton.

Mrs. Jerry Nywening demonstrated at Clarkstown 4-H Club, Reformed Church in Midland Park and Day Mansion.

Mrs. Gertrude Stickle - Day Mansion in Wayne, New Jersey.

Mrs. Ethel Skelton - - Clarkstown 4-H Club; Day Mansion, Passaic School No. 3; Lutheran Church School; Monroe Township School and Van Wagoner-Hamilton House in Clifton.

Mrs. Alicia Negron demonstrated weaving at the local library in Far Rockaway, New York and Bobbin Lace, Spinning and weaving at two branch libraries.

Mrs. Virginia Sauser demonstrated spinning at Heritage Show in Ridgewood; Reformed Church in Midland Park and in the Ridgewood Schools and is teaching a class in spinning in Willard School in Ridgewood, New Jersey.

Mrs. Dorothy Pardon has a class in Needle Lace and it is one of the largest she has had.

We have more demonstrations scheduled for the year, which we will tell about as plans progress.

We also are continuing our lace work sessions, presided over by Mrs. Jorgensen, which are very well attended.

Ethel M. Skelton
Sec. Metropolitan Area Chapter



LACE MAKER picture hung over the mantle-piece in the Muses Room at Crathes Castle Scotland, August 1975

LACE MAKER PICTURE

"I discovered this painting in the Muses room at Crathes Castle, Scotland, while on holiday last year.

Crathes Castle is owned by the National Trust for Scotland. I wrote to Mr. David Learmont, Curator, to ask if he could identify the artist. Mr. Learmont is unable to help, though he did say the painting is due to be restored and he hopes identified. I thought the painting may be a Holbien."

Dorothy Reevell, Cleveland, England



LACE DISPLAY at FORT COLLINS

Valentine's Day at Fort Collins

The Columbine International Old Lace Club of Denver, Colorado traveled to Fort Collins, Colorado on February 14, 1976 to present a program and to display items of handmade lace for the Questers' Club, a nationwide group of antique collectors. The President of The Columbine I.O.L. Club is Amber Wales.

Five tables of handmade laces and lace making tools were shown. Included was a 1903 Princess Bobbin Pillow from the State Historical Society Museum which was being "set up with lace" by Tillie Ridell. The displays were greatly enhanced by the beautiful lace posters executed for the club by Georgia and Bernice Bergman.

Informative talks were given on types of lace from members of the group. Jackie Friesen presented a talk on the History of Lace; Betty Wahl gave a good demonstration on how to make "Hairpin Lace", Nancy Conklin told how Irish Crochet began; and Tillie Ridell presented a talk on Bobbin Lace. These members were ably assisted by Aino Silander and Marie Bullock.

Several mannikins clothed in elaborate lace costumes from the Victorian era decorated the room. Beautiful antique lace dresses were worn and modeled by Alvina Farr, Jackie Friesen, Tillie Ridell, Emma Andreen and Marie Bullock, each telling some history of her gown. Emma wore her mothers' wedding suit, and Marie Bullock's gown was from the 1880 era and had seventeen kinds of laces uniquely displayed throughout the garment.

A silent auction and lunch served by the Fort Collin's Questers Club completed a most enjoyable day. -- Nancy Conklin




PICTURES

Top: Jackie Friesen showing a piece of needlepoint lace

Center: Tillie Ridell, displays a 1912 dress of Valenciennes lace and Alvina Farr a black net and velvet dress

Bottom: Marie Bullock in an 1880 dress of 17 kinds of lace trim





AT FORT COLLINS, COLORADO MEETING
 Betty Wahl demonstrating Hairpin Lace; Emma Andreen displaying her mother's wedding suit, of about 1913; Nancy Conklin, describing Irish Crochet.

3 Lacemakers in Florida

By: Tillie Ridell

A trip to Florida with my husband in February afforded me with a rare opportunity, that of visiting three lacemakers. I met Eva Quinn last year on another trip and have carried on with correspondence.

Last year she was creating a picture on the Bobbin Pillow from a book printed in a foreign language, I believe Sweden, and though she could not translate any of the written material she read the stitches. She brought the framed picture, and a lace bell pull mounted on green velvet to the hotel for me to see. She also had many of her handmade handkerchiefs edged with various designs of bobbin laces she had made, and all of them were beautiful.

Eva has extensively studied Tonder lace made in Denmark and has reproduced the patterns or prickings. This is a difficult undertaking as their designs are in the centimeters which must be translated to our portion of the inch. Also it is made on a 52 degree angle, while most prickings are 45 degree angle. Eva has a number of looms and has won many prizes with her weaving. My favorites are her prayer wall hangings.

We drove to the home of Marie Bunce, whose house is filled with her lovely handiwork. She has made a tremendous amount of everything and her fingers must never be resting. She has many needlepoint pillows and beautiful picture scenes of the same. I believe her masterpiece is an antique rosewood chair covered in green, white and decked with red roses of her own design. It is really gorgeous. She made a very unusual screen of macramé designed with embroidery hoops both round and oval making a very unique pattern within its framework.

Every room is enhanced with the beauty she has created in some way, and the floors are covered with an array of rugs

from her weaving. One bobbin pillow is not enough to keep her busy, so has two set up each with a different lace design.

I could only marvel at how could she have time to do all these things, and then another piece caught my eye, an exquisite battenberg handkerchief framed and adorning the wall. Yes, she had made that too.

Later we were joined by Lillie Fallot who displayed some very outstanding pieces of lace. One very interesting one was the flounce from her mothers' petticoat, made of several narrow insertions sewn together by hand until it was six inches wide. She had some lovely pieces of knitted lace also. Many of the prickings she owned were unusual and unique. They were made from documents and Wills dating back to 1826, the penmanship was of course, of the old English style, She said she had not as yet fitted them together as a puzzle to read their story. One must remember in that era recycling was just making use of what was available and paper was not plentiful nor of a thin material as we now know it to be, and the heavy parchment of the time was excellent because it was thick and tough needed for pillow lace prickings. Lillie wore a dress trimmed with bobbin lace she had made which had the gimp thread of a color to match the garment.


These three ladies meet regularly to make lace and enjoy the day. But as for me, never has one telephone call lead to such a pleasant adventure with yarn, thread and fast moving bobbins.

(Tillie Ridell, The Columbine International Old Lace Club of Denver, Colo.)

March 30, 1976

"This year is our daughter's jubilee (25) years as Sister Bernadette I.H.M. and she wants me to make some lace to go on a monstrance veil to present to the Chapel of their Mother House at Immaculatta, Penn. I will make the veil also."

Inez Rodefer, Virginia



MACRAMÉ AND BEADING: Exhibiting samples of macramé and beading executed on a circle form and contemporary Needle Lace are Edith Peterson of Auburn and Liliane Roose of Renton, Washington, contributors to the show of stitchery arts at Renton Library. Liliane Roose is holding a contemporary needle lace driftwood hanging that she made.

HEIRLOOM STITCHERY ON EXHIBIT

Story and photos by Peggy Ziebarth

Heirloom stitchery arts are adapted to dramatic contemporary themes in a handcraft exhibit showing through this month at the Renton Public Library.

Nancy Evans of Kent was in the vanguard of a revival of the centuries-old needle lace artistry in the Valley area and founded a local chapter of the International Old Lacers.

In the current exhibit the ancient stitches appear in modern guise as the foundation for soft sculpture, colorful needle lace samplers and wall hangings.

Nancy has been joined in the needle-art revival by Liliane Roose of Renton, a native of Bruges, Belgium, one of the lace-making centers of the world.

The pair conduct handcraft workshops in the Valley in contemporary needlelace techniques, Inkle loom weaving, African plaiting, Potlatch applique, off loom weaving and an intriguing art tagged "circlace".

Students from classes have contributed their own individual adaptations in the library exhibit, teamed with sample of real heirloom artistry.

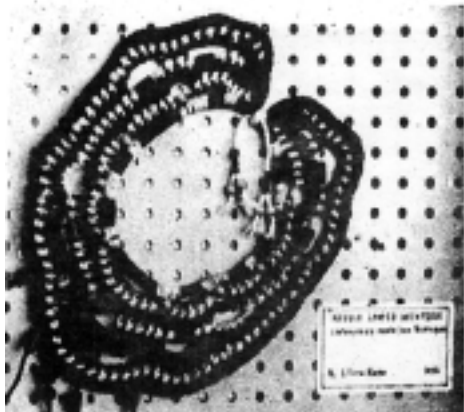
Nancy Evans is slated to conduct a workshop in San Francisco this summer for the International Old Lacers convention on the traditional needle lace art and its contemporary applications.

The demonstration should prove an eye-opener for the devotees of the stitchery world.

(Item from "News-Journal" Friday, March 5, 1976)
Also appeared in "The Auburn Globe" and Renton "Record Chronicle")



This Potlatch applique skirt created by Nancy Evans of Kent reflects contemporary Northwest Indian art and a Cherokee heritage. "That's my family story showing there," says Mrs. Evans.



Needle lace techniques are used with beading in striking neckpieces.



Joyce Willmot of England at the 'Lace In' last year at Elstow with a display of I.O.L. bulletins and groups of small U.S. flags contributed by Pat Harris of Portland, Ore. Joyce is wearing tiny bobbin earrings made by Mr. Glenn Kramer of California and given to her by him during her visit to U.S.A. in 1973.

February 20, 1976

"I must write to protest about the article by Madeleine Corey in your January Bulletin.

She illustrated her article with a photograph showing Mr. Michael Auclair 'handling the 100 bobbins needed to create Honiton Lace.' Please can I point out that: (1) it is not a Honiton pillow, (2) they are not Honiton bobbins, which never have beads, (3) the pins used are much too heavy, (4) the thread is far too coarse, (5) the piece he is working on is clearly not Honiton Lace.

Honiton is a much finer lace and is not generally worked across the pillow as illustrated, but the pillow must be able to change direction as the pattern is followed. Although borders are worked they are not as common as the more favoured motifs of flowers, etc. Our bobbins must have pointed ends to allow one piece to be sewed into another, the first principle of our lace.

We in the South West of England are very proud of our lace, which is of the finest and it grieves us to see coarser laces called Honiton. I am sure that you will be receiving other letters such as mine, as there is a strong lace making community here."

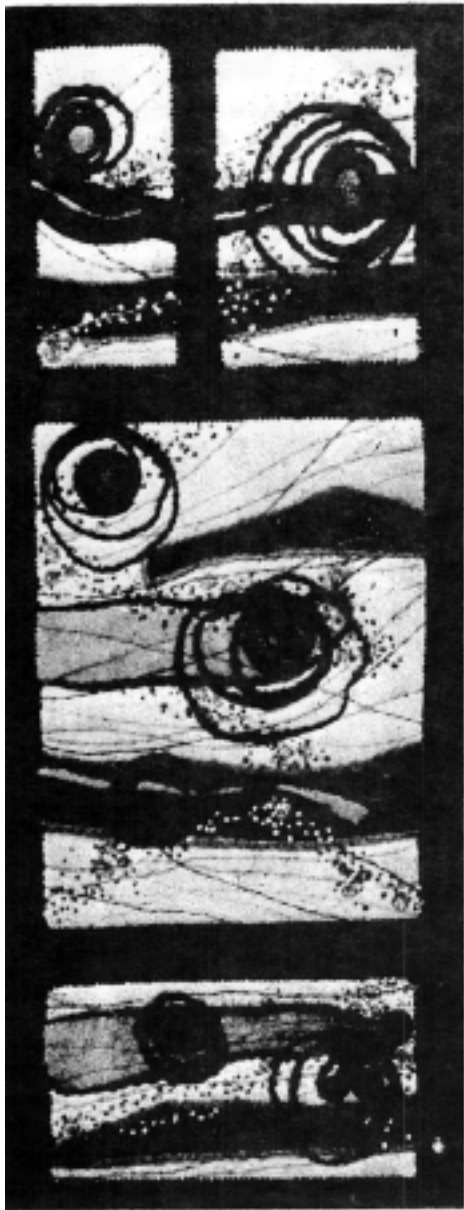
Margaret Forfar, 19, Winterhay Lane, Ilminster, Somerset, England

RE: Article on Page 36, January Bulletin

"The piece of lace Mr. Auclair is making is an old Buckinghamshire pattern from the Luton Museum --- he is also using a Buckinghamshire pillow and bobbins. Honiton lace is entirely different from this being made in small motifs and applied on net or joined by 'legs'. A Honiton Lace pillow is small and mushroom shaped. The bobbins have a tapered end and no beads to allow for 'sewings'. Honiton also uses comparatively few bobbins compared with 'Bucks' or 'Beds'.

For such an article to appear in a lace bulletin is very misleading for people who don't know it is wrong." -- Mary Seagram, Sussex, England

HAREWOOD HOUSE, England: Harewood House, the palatial mansion of Queen Elizabeth's cousin, Lord Harewood, contains one of Thomas Chippendale's masterpieces "Wooden window draperies so delicately carved that they look like delicate lace." - Esther Oldham



A variety of heirloom stitchery techniques are given contemporary impact in this wall hanging by Nancy Evans in velvety browns.

CORRECTED ADDRESS

For: Needle Lace Consultant
Mrs. Nancy Evans
26001 - 174th, S.E.
Kent, Washington 98031




Jenny van Walsem with her youngest pupil.



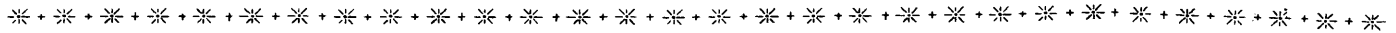
Jenny van Walsem demonstrating bobbin lace making at a national festival with a few of her pupils in Holland.



Bobbin lace picture made for a Christmas card by Jenny van Walsem from a pattern furnished by her teacher, Mrs. A. Pleging.



The church in the home village of Jenny van Walsem, made in bobbin lace and also used as a Christmas card this past year.



March 11, 1976

"Hazel Scott, the weaver and bobbin lace maker, has been teaching me the rudiments of bobbin lace while I have been in San Diego for the big weaving conference.

My maternal Grandfather was a lace designer in our mills in France, so it has been quite wonderful to be exposed to this beautiful textile craft."

Anna Gwizdala, Ontario, Canada
Studio: "Anna's Web", Cape Chin, Ont.

"I participated in the Halifax County Bi-centennial Week, April 9,10,11,and 12 demonstrating Bobbin lace with 22 other Bi-centennial Craftsmen." Adria Alston, North Carolina
.....

April 11, 1976

"Are there any members interested in making tatting for others?"

Bobbie M. Bates, Route 1, Box 175
Vincent, Alabama 35178



Craft Show at Rantoul, Ill.



I recently undertook my first demonstration of bobbin lace making with some trepidation, since I have learned entirely from the printed word.

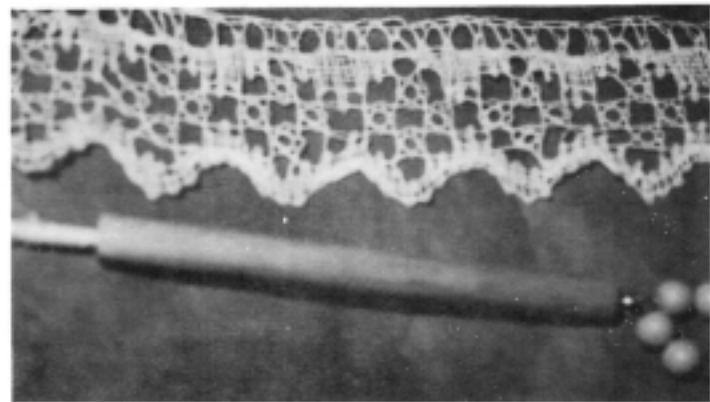
The occasion was a craft show at Rantoul, Ill. on February 21 and 22. There were strong bicentennial overtones, and many of the displays or demonstrations were of oldfashioned skills. There was a spinning wheel operated by one of my former kindergarten students, a potter's wheel, quilting and caning. There were intricate miniatures of historical rooms and early Rantoul stores.

I set up three pillows I have made, one being a small "conversation piece" built in a small basket. I made many of my bobbins from dowels and pop rivets. I displayed samples and equipment as well as my OLD LACERS bulletins.


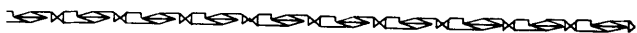
Among the more than one thousand signed visitors, I talked with several who had bobbin lacers among the older members of their families. One young girl told of being made to learn some bobbin stitches when she was a child in upper New York State.

A mother from England showed her child the way she had often seen lace made in her homeland, and a lady who had visited in Spain told how the mothers sit in the parks, working with their bobbins, as they watch their children at play.


At least one other invitation to be a part of a craft show came from this showing. It's nice to feel you can help to demonstrate "the way it used to be". -- JoLeen M. Flack, Ill.



Joleen M. Flack, demonstrating Bobbin Lace at the Rantoul, Illinois Bicentennial Celebration with her 'basket' pillow, the lace she was making and one of her handmade bobbins from dowel.



Needle run on machine made net, from German "Der Bazar" magazine, March 1865



From Book No. 6 by Cora Kirchmaier, 1919



Bylaw Changes

THE BY-LAWS COMMITTEE has studied the By-Laws and recommend the following changes.

Article 2, second paragraph, now reads: "The organization shall publish a bi-monthly bulletin which shall contain information pertinent to the organization business, list members, new members and include informational and/or educational articles on the subject of lace". Recommended to read:-- The organization shall publish a Fall, Winter, Spring and Summer bulletin which shall contain information pertinent to the organization business, list members, new members, and include informational and/or educational articles on the subject of lace.

Article 4, section 5, "The fiscal year shall be concurrent with the Annual Meeting and shall begin on August 1st of the given year." Recommended: The fiscal year shall begin September 1st, following the Annual meeting.

Article 5, Section 1, reads "The Annual Meeting of the International Old Lacers shall be held at such date and place as shall be decided upon by the President, and approved by the Board of Directors. Notice of such meeting shall be sent out in the bulletin at least thirty(30) days prior to the meeting date." Recommended: The Annual Meeting of the International Old Lacers shall be held at such date and place as precedes the yearly meeting of the United Federation of Doll Clubs, Inc. Notice of such meeting shall be sent out in the Bulletin at least sixty (60) days prior to the meeting date.

Article 5, Section 5, reads "A registration fee of two (2) Dollars must be paid by each person attending the annual meeting. Recommended: A registration fee of 5 Dollars (5) must be paid by each person attending the annual meeting.

Article 6, Section 10, now reads, "The Board of Directors shall consist of the International Officers and the Six Directors. a. The Executive Board shall consist of all Past Presidents, and the incumbent President and 1st Vice President. b. The Presidents of the local branches may be included in the listing of International officers." Recommended: The Executive Board shall consist of the International Old Lacers Officers, the 6 Directors and all Past Presidents.

Article 7, Section 2. "The Vice Presidents, in their order shall in the absence of the President, or at her request perform all the duties of the President" Recommended to read: The Vice Presidents in their order shall in the absence of the President, or at her request, perform all the duties of the President. a. The First Vice President shall be in charge of the membership lists and shall receive all new Applications for member-

ship and will inform the President, Treasurer and Editor of such new members and their addresses and she should be informed immediately of any change of address or resignations. She shall prepare a membership list to be published annually.

b. The Second Vice President shall be in charge of the Slides and Museum activities.

Article 8, Sec. I. Says "The Editorial Chairman shall edit the Bulletin to be published bi-monthly, and be responsible for mailing such bulletin to each member." Recommended: The Editorial Chairman shall edit the Bulletin to be published in the Fall, Winter, Spring and Summer, and be responsible for mailing such Bulletin to each member.

The attached letter from the Bay Area Lacers has just been received and is to be included with the above recommendations that will be voted on at the annual business meeting. If they should be accepted it will mean rewriting the By-Laws and omitting the word Old in the title International Old Lacers. Also in article 2, to change the word Old to Fine laces.

-- Committee: Beulah Besch, chairman
Paula Saddler
Mary Hand
Elizabeth Groszberg
Olga Barnett

* * * * *
To: Chairman of By-Laws Committee
Mrs. Beulah Besch
To: International Old Lacers
From: Bay Area Lacers
PRESENTING 2 AMENDMENTS

First

Article 1: An amendment to Article 1 of the By-Laws adopted July 3, 1973 of International Old Lacers which states "The name of this organization shall be: "International Old Lacers", this branch is opposing to the word 'Old' and in favor of striking out the word Old.

Article 2: The Bay Area Lacers also recommends to amend Article 2 of the existing By-Laws, which states "The object of this organization shall be to promote, "interest in fine old lace" and to read "fine Laces". The Bay Area Lacers hereby submits its Recommendations for consideration.

Reasons

First: The Bay Area Lacers feel that the name of "The International Old Lacers" is misleading in its meaning and that the word "Old" indicates old people and also designates the members as aged, obsolete, shabby and other definitions which is detrimental to our most wonderful groups who contribute so much to the Lace World.

This meaning of Old has been taken from the Dictionary.

Second: We find the word Lacers in the name of the International Old Lacers confirm this as Lacers in the plural

define them as individual persons. Third: Students of lace making within the Teacher groups object to the word "Old" and that we as teachers find ourselves apologizing for the title of our organization.

Signed: Gertrude Biedermann
Kaethe Kliot
Roberta G. Mack

April 8, 1976

PROPOSALS FOR BY-LAWS

The Southeastern Michigan Lace Group, branch of International Old Lacers submits the following proposals to be published in the May issue of the IOL Bulletin and to be voted on by the Annual Meeting on August 3 in San Francisco. We submit these at this time in order to comply with By-Law Article X, paragraph one.

Proposal 1:

Article X (additional paragraph)

These By-Laws may be amended by submitting them to a mail ballot of the general membership upon a majority vote of the Annual Meeting or the Board of Directors.

Proposal 2:

Article V (addition) section 6

Business matters of overwhelming importance may be submitted to a mail ballot of the general membership by a majority vote of the annual meeting.

The reason the above proposals are submitted is that the branch feels strongly that with IOL having grown to such size and so widely distributed around the world that there are matters of great importance which cannot be decided by the tiny minority who are able to attend any or all of the annual meetings. We feel that all members must be given a voice in deciding matters which will affect them.

Proposal 3:

Article VII, Section 5 (addition)

The treasurer shall submit a proposed budget for the coming year showing anticipated income and expenses for the coming year for the approval of the annual meeting and it shall be published in the next bulletin.

The reason for the above proposal is to begin to put I.O.L. on a sound financial basis and to allow the annual meeting to have some input into the financial concerns of the organization.

This branch also endorses the proposal of the Bay Area Lacers and hopes the annual meeting will take positive action in regard to it.

Enclosed is a page of 19 signatures of IOL members who are on record as being in favor of these proposals.

Respectfully submitted,
Trenna Ruffner,
President, Southeastern
Michigan Lace Group

Elsie Bentley
Director, International
Old Lacers (North)

* * * * *

We the undersigned members of I.O.L. submit the following revisions of the By-Laws to be considered by the convention in August 1976:

- | | |
|-------------------|----------------------|
| Mary Jane Fields | Theresa Ohno |
| Barbara Dailey | Adaline E. Truax |
| Amy W. Sass | Trenna E. Ruffner |
| Dolores J. White | Christine M. Douglas |
| Eva V. Jensen | Carmen E. Miller |
| Eleanor Safford | Rosa M. Rosa |
| Mary Moody Selden | Alice Jaber |
| Marie Watch | Mary McPeck |
| Daniel Schults | Susan Knopf |
| Sheila Wells | |

ATTENTION ALL MEMBERS OF
INTERNATIONAL OLD LACERS

This is to remind you that the International Old Lacers is an organization which entitles the members to receive the organization's bulletin. The bulletin is not on a subscription basis.

It is an added hardship on the bulletin editor, the treasurer and the membership chairman to try and keep all the records correct.

No dues should be sent to the bulletin editor.

All new applications and checks should be sent to the Membership Chairman.

All renewals of membership should be sent to the Treasurer.

All payments for ads should be sent to the Advertising Chairman.


All charms and pins should be ordered directly from the Charms and Pins Chairman.

Orders for back bulletins, Ident Charts and Book Plates may be ordered from the Editor.

We are all working very hard to give you an efficient organization.

Do not overwork us!

Virginia A. Olsen, Treasurer
23955 S. W. 157th Avenue
Homestead, Florida 33030



I.O.L. PINS AND CHARMS

available again, 5/8 inch wide Sterling silver, with silver design on blue enamel ground.

Pins...sterling silver...each \$4.75

Charms..sterling silver...each \$5.00

Order from I.O.L. Supply Chairman

Mrs. Merle Peterson
8855 Nebraska Avenue
Livonia, Michigan 48150

Back I.O.L. Bulletins 1972-1973....\$3.50

Back I.O.L. Bulletins 1973-1974....\$5.00

Back I.O.L. Bulletins 1974-1975....\$5.00

I.O.L. Book Plates.....10 for \$1.00

"Meshes of Hand Made Lace".....\$1.00

Chart for Lace Identification and

"Meshes of Hand Made Lace".....\$4.75

Order from: Rachel E. Wareham
P.O.Box 346, Ludlow, Mass. 01056

TATTED - With simplified directions
 TRIMS No.=stitches;-picot or join
 Bird: Body, 3-2-5-1-1-5-1
 -1-1-1-3-1 Head, 1-6-2
 Butterfly: 15-3-7-3 and
 3-6-7-2; reverse
 Flower: 4 (7ps x 2) 4 & 5-5

Partly closed rings: 4-6-4
 or 4 (5 picots x 2) 4

Partly closed rings: 4-(2 sets)-4
 (sets, 4 1st half and 4 2nd half of
 stitch) -- Rings 3-3-3-3

Rings: 4-4-4-4; or 4 (5 ps x 2) 4

Rings: 7 picots x 2;
 Rings: Alternate 4-4-4-4/4 (5psx2) 4

Join alternately: 5-4-1-1-4-5 & 5-5
 And Rings: 11ps x 2 & 8-6-2/2-6-8

Rings: 4-4-4-4 with Josephen Knots
 (Josephen Knots 5 to 15 half stitch)
 And: Rings: 9-3-9-3; 6psx2; 3-9-3-9

Rings in groups of 3; 6-2-2-6; and
 Alternate Rings 3(5psx2)3 with above

Bottom rings: 3-3-3-3; top 5-4;
 5(11ps x 2)5 and 4-5;
 and Bottom rings: 4-4-4-4;
 top 3-3-3-3; and 5-5-2-2-5-5

Clovers: 6-6-6-6

Clovers: 6ps x 4, join by 2 picots
 connect with 5 Jos. Knots, 8 halves
 Single clover: 9-3; 3-6-2-2-6-3; 3-9

Bottom small rings 4-4;
 Top small rings: 5-4-1 and 1-8-1
 Large rings: 6-6-4-8; 8-4-4-8; and
 8-4-6-6

Clover: 9 ps x 2;
 4 ring: 8-8

Clovers: 8-4-4; 4(11ps x 2)4; 4-4-8
 bottom rings: 4-4-4-4


Fan base: 4 (7ps x 2)4; top rings,
 4-2-2-2-4 and 3-3

Kitty body: 20-20; Head: 3-1-1-5-
 4-5-1-1-3

Insertion: 2 rows
 1st row: lg rings: 6-6-6-6
 sm rings: 8-8
 2nd row: same, join to 1st row
 4 ring motif: 8-8-8

Suggest leaving 4 to 5 inches of
 thread at end, after tying knot
 thread needle, overcast four stit-
 ches, then cut.

Samples by Rachel Wareham
 P.O.Box 346, Ludlow, Mass. 01056



CLAYVILLE CRAFT CENTER

April 9, 1976

"I bought a whole bag full of laces, a hodgepodge, at an auction in 1951 in Jacksonville, Illinois; let them lay, looking at them from time to time, then started developing crafts as a member of Clayville Folk Arts Guild near Springfield, Illinois in the 1970's. This guild fosters early Illinois folk crafts and has developed a center at "Clayville", a rural crossroads with the first brick building built in Sangamon County, in the 1830's. This was a tavern, inn, and community which flourished during the heyday of Henry Clay's political career and was named for him. New, by you Easterners' lights, but old to us pioneers.

These guild members are active teachers and I do more needlework now than I ever thought I'd do. For the past 3 years have been chairman of a local "Old English Faire"---a renaissance fair of the 1400's to 1650's --- set in the location of the first Episcopal seminary in the midwest Jubilee College -- now defunct. But the Illinois Dept. of Conservation spurred by a private citizens' Committee to Preserve Jubilee College, is slowly restoring it and asked the citizens committee to help put on the Fair. We have lacemakers! But no bobbin or needle lace, so I dragged out my laces and am finishing a piece of Battenberg that was in it - a table center. We have tatters, lace knitters, lace crocheters, hairpin lace makers in the community. I borrowed a pillow and bobbins from one of the craft teachers at Clayville after showing her my lace collection. She grabbed out the piece of unfinished Battenberg last year and oohed and ahed and educated me. So now, for my own Fair, I'm doing the Battenberg because, in my mind, from studying, it comes under the general heading of Renaissance laces, altho some authorities and students disagree. Have some tape going on the pillow and bobbins.

I will be demonstrating the Battenberg and bobbin made tape at a temporary colonial village in Raintree County, Indiana the week end of May 1st and would like to have the bulletins to show.

It seems to me that we have enough lacemakers locally to start a branch if they are interested. I will have most of them together in June at our Fair so will approach them then to see.

In the bag I bought at the auction there was enough tape or braid of various types for me to do two more pieces so am doing a simple collar edging to show all the steps and am designing a more intricate piece based on the State Seal of Illinois to be working on, both in Indiana and at our Fair.

A local museum is loaning me a Battenberg bolero of the 1890's and there are five or six finished pieces in the bunch I bought to make an exhibit of just Battenberg. -- Nancy C. Lemieux, Illinois

Sample
sent



BATTENBERG BRAID AVAILABLE

"I'm sending you 3 samples of braid that our girls had done some 5 years ago. They stopped this work as there was no demand or sale for it. If you want braid made to any particular type please send me a sample or photo copy and state color.

I'll be happy to get it done. -- Price quite reasonable. If you wish to send me any money, you may send me a check, or your dollar bills. These could be easily exchanged here. Our Shop owners like to receive your money more than our own money. -- Mr. Victor P. Dharmadasa
Baddegama, Ceylon



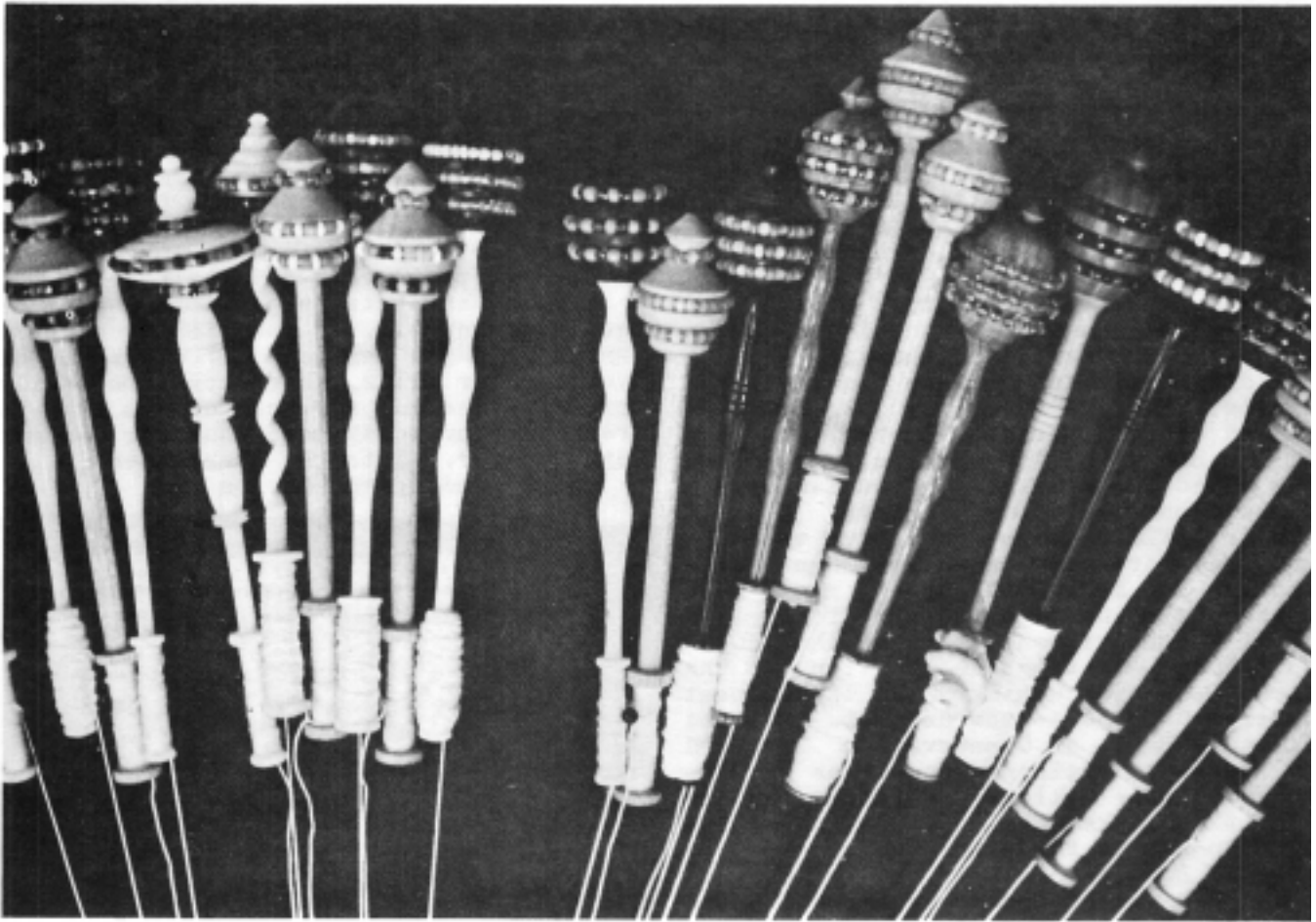
KNITTED LACE

Original by Raphael J. Stinson, Me.



Cast on 24 stitches.

- 1 - K3, 0, P2 tog. K 17, 0, P2 tog.
- 2 - 0, P2 tog, K 17, 0, P2 tog, K3
- 3 - K3, 0, P2 tog, K4, (0, K2 tog) x 2, K2, (0, K2 tog)x2, (0)x4, K3, 0, P2 tog.
- 4 - 0, P2 tog, K4, P1, K1, P1, K 14, 0, P2 tog, K3
- 5 - K3, 0, P2 tog, K3, (0, K2 tog)x3 K2, (0, K2 tog)x2, K6, 0, P2 tog.
- 6 - 0, P2 tog, K 21, 0, P2 tog, K3
- 7 - K3, 0, P2 tog, K4, (0, K2 tog)x2 K4, (0, K2 tog)x2, K5, 0, P2 tog.
- 8 - Repeat row 6
- 9 - K3, 0, P2 tog, K 13, (0, K2 tog)x 2 K4, 0, P2 tog.
- 10 - Repeat row 6
- 11 - K3, 0, P2 tog, K8, (0, K2 tog)x 2, K2, (0, P2 tog)x2, K3, 0, P2 tog.
- 12 - Repeat row 6
- 13 - K3, 0, P2 tog, K7, (0, P2 tog)x 3, K2, (0, K2 tog)x2, K2, 0, P2 tog.
- 14 - Repeat row 6
- 15 - K3, 0, P2 tog, K8, (0, P2 tog) x 2, K4, (0, P2 tog)x 2, K1, 0, P2 tog.
- 16 - Repeat row 6
- 17 - K3, 0, P2 tog, K 17, (0, K2 tog)x 2, 0, P2 tog.
- 18 - K5, slip first 4 stitches over last knit stitch (one at a time) slip stitch to left needle, 0, P2 tog. K 17, 0, P2 tog, K3

Repeat from row 1 for length desired
Bind off on 18th row.



150 year old Bobbins exhibited by Elice Kulict at the 22nd Annual I.O.L. Convention, August 1975 -- Photo by F. Axtell Kramer, Mo.



Bobbin Lace and Pricking: Requires 20 pairs bobbins, No. 90 linen thread
 Contributed by: Mrs. Gertrude Biedermann, 1986 - 10th Avenue
 San Francisco, California 94116

Inscribed Bobbins (Part 3)

HANGINGS

Some of the rarest, and certainly the most macabre bobbins are those commemorating executions by hanging. Over many years I have seen only four examples and these came from the years between 1860 and 1871. All were bone bobbins with the inscriptions in red and black:

JOSEPH CASTLE HUNG 1860
WILLIAM WORSLEY HUNG 1868
WILLIAM BULL HUNG 1871
FRANZ MULLER HUNG 1864

Castle murdered his wife who was a lace-maker. Eventually he was brought to justice and executed on 31st March, 1860 at Bedford. That evening friends and relations of his late wife held a party and to commemorate the event everyone present was given a bobbin inscribed JOSEPH CASTLE HUNG 1860.

Up to little more than a hundred years ago executions were public events designed to deter evil doers, and often a hanging was treated as a local holiday with people flocking in from far and wide to witness the grisly spectacle, so it is not surprising in a lacemaking area like Bedford that street pedlars should hawk souvenir bobbins at such an occasion.

From the comparatively large number of extant bobbins inscribed WILLIAM WORSLEY HUNG 1868 it is clear that these were widely sold.

Worsley robbed and murdered a William Bradley at Luton. He was hanged at Bedford on 31st March, 1868 and this was one of the last public executions in England.

Three years later William Bull was convicted of killing an old woman who lived alone in her cottage. Even though this was not a public execution pedlars sold many souvenir bobbins inscribed WILLIAM BULL HUNG APRIL 1871, as the victim had also been a lacemaker.

These three executions were all carried out at Bedford in the heart of the East Midlands lacemaking area, and two commemorate the death of lacemakers, so one can see why they should be immortalized on bobbins, but a fourth hanging bobbin --FRANZ MULLER HUNG 1864 had no connection with lace at all. It was made because of the great public interest in the case. It was the first murder ever to be committed on a railway train, a bank clerk was robbed of his gold watch and thrown out of the moving train to die on the track below. Muller was apprehended by police in the Atlantic as he was fleeing to New York and was tried and executed in London. This is the rarest of the four bobbins described probably because there was no local involvement in a lace making area.

Mr. T. L. Huetson in his recent book 'Lace & Bobbins' describes two further hanging bobbins:


MATTHIAS AND WILLIAM LILLEY 1829
SARAH DAZELEY HUNG 1843

but he did not have these in his collection and I have never seen either in a public museum or in any other collection.

Even though a fair number of each hanging bobbin were probably made they are today exceedingly rare, and being much sought after are disproportionately more expensive than other inscribed bobbins. I have available at the moment a few JOSEPH CASTLE, WILLIAM WORSLEY and WILLIAM BULL examples at \$105. (£50) each.


DENYS BELLERBY, DORMY HOUSE ANTIQUES
MARLBOROUGH, WILTS. ENGLAND.

<i>"Pillow Lace"</i>	By Margaret Waller Hamer
	\$2.25 Post Paid
Order from: Mrs. Trenna Ruffner 1327 Bedford Road Grosse Pointe Park, Michigan 48230	

<p>BOBBIN LACE SUPPLIES</p> <p>"The Belgian Way of Making Bobbin Lace". \$2.25 History, Making a Pillow, Basic Grounds</p> <p>"Bobbin Lace Step by Step" by Tod.....\$3.50 Complete Instructions Set 1 of M. Brooks Patterns Tulle, Virgin, Rose and Paris Grounds Edgings, Insertions, Embellishments</p> <p>Set 2 of Six Patterns.....\$2.00 Step-by-step Diagrams</p> <p>Sets 3, 4 and 5.....each set \$2.00 Each of six more advanced patterns</p> <p>Set 6, Six Lace Patterns with Guimpe....\$3.00 "Wool Stitchery".....\$1.25 A splendid 110 page manual of joinings for narrow strips, finishes, crewel stitchery, embroideries, cross-stitch, etc.</p> <p>"The Joy of Handweaving".....\$4.50 A weaving correspondence course in one volume, home instruction</p>	<p>Waxed and Finished Danish Bobbins..dozen \$3.50</p> <p>Lace Pillow with Revolving Cylinder.... \$24.50 (Add \$3.00 packing and postage)</p> <p>Lace Bobbin Winders, Danish (add \$1. post) \$12.50</p> <p>Lace Prickers, Metallic..... \$6.00</p> <p>Extra Patterns for Classes..... 6 for \$1.00 Ready to Use</p> <p>Folio of Miscellaneous Patterns.....\$2.00 Ten patterns & pictures, for pricking</p> <p>LACE LINEN THREAD OF FINE QUALITY</p> <p>2 oz. tubes, No. 20 white or linen color \$1.20 No. 40 linen color..... \$1.40</p> <p>No. 90 white.....1000 yards \$3.00</p> <p>No. 120 white.....1500 yards \$4.50</p> <p>No. 110 white.....1/2 pound....\$12.50 (Please add postage for all orders.)</p>
 <p>OSMA G. TOD STUDIO 319 MENDOZA AVENUE CORAL GABLES, FLORIDA 33134</p>	

NELSON BOOK OF NETTING

Instruction book with 15 designs; 5 sizes of plastic mesh sticks and steel needle come to you for only \$5.00



Other Netted Patterns
 New Nelson Doily designs.....\$1.00
 8 Beautiful Handkerchief Edges...\$1.00
 8 Advanced Doily patterns.....\$1.00

2127 Kensington Avenue
Frank J. Nelson Salt Lake City, Utah 84108

NOW AVAILABLE

LACE IN THE MAKING, with BOBBINS AND NEEDLE

By Margaret L. Brooke
 Price \$9.95 plus pp & ins.

Clear, complete and concise directions
 Outstanding diagrams and drawings
 Many varieties of patterns explained
 Easy to read and understand

Published by and available from:
robin and russ handweavers

533 North Adams St., McMinnville, Ore. 97128

NOW Battenberg Patterns

MODERN version from Old Patterns
 Set of SIX Patterns \$4.20
 with Instructions... 1 postpaid




"The Story of BATTENBERG LACE"

by Ethel A. Eaton & Edna L. Denton
 Many photos of old pieces

32 PAGES \$3.50 postpaid

EDNA L. DENTON OL-3
 2991 Magnolia Avenue
 Long Beach, Cal. 90806



21" square Bi-Centennial Lace
 Price \$8.00 plus 50¢ postage
 From: Mr. Aldor Metzizer, Manager
RONNIE LACE WORKS
 Main Street
 Hope, Rhode Island 02831
 (Pictured page 65)

TATting SHUTTLES

TAT QUICK AND EASY WITH TATSY TATting SHUTTLES

Good working shuttle for yarn and heavier thread also holds traditional tatting thread.

2 sizes:

#102 -- 4 1/2" x 1 1/2"	\$4.50 ea. ppd.
#103 -- 6" x 1 1/2"	\$4.75 ea. ppd.

TATSY JOINING PIN - - - \$1.75 ea. ppd.

Gold tone adjustable ring used on left thumb for joining picots.

Satisfaction Guaranteed

TATSY.
 1295 Des Plaines Ave. Des Plaines, Ill. 60018

BOBBIN LACE

BOBBIN LACE KIT: Includes all the necessary tools for venturing into this exciting textile technique. Includes two dozen bobbins, adjustable table stand, board, pins and instructions for the beginner.
 \$8.75 plus \$1.85 P & H

BOBBIN LACE "WORK-AND-LEARN" SAMPLER: Designed by Jules and Kaethe Kliot, EARTH TREE is a new teaching tool, for the novice or experienced lacer, planned as a working guide into contemporary bobbin lace technique. Includes pattern, materials and step-by-step instructions. To be used with BOBBIN LACE KIT listed above.
 \$4.75 (add 50¢ postage if ordered separately)

CONTEMPORARY LACE BOBBINS: 6" waxed hardwood.
 \$1.20/dz ppd

BOOKS

TRADITIONAL BOBBIN LACE: PATTERNS IN TORCHON, GUIPURE and IDRIA. Gertrude Biedermann and Martha Anderson.
 Includes 53 original patterns, on heavy stock, ready for working.
 \$6.50 plus 50¢ P & H

BOBBIN LACE: FORM BY THE TWISTING OF CORDS, A New Look at a Traditional Textile Art. Kaethe and Jules Kliot.
 Details the methods and techniques of contemporary Bobbin Lace.
 (paper) \$4.95 plus 25¢ P & H; (cloth) \$8.95 plus 25¢ P & H

THE STITCHES OF BOBBIN LACE: Structure and Classification. Kliot.
 Describes, in a unique graphic system, the complex manipulations of bobbin lace establishing a basis for advanced and exploratory work.
 \$2.95 plus 25¢ P & H

For a complete catalog of lace making, weaving, spinning and rug-making tools and materials, send 25¢.

SOME PLACE
 2990 Adeline Street, Dept. IL, Berkeley, CA 94703



Additional Renewals and new members since the printing of the directory in February 1976

A.C.-Denotes Address Change

ARKANSAS

Coverston, Mrs. J. Bye, Lazy J Ranch Sulphur Sprs. 72768 Feb. 1976

CALIFORNIA

Ainsworth, Miss Mary Louise, 18 Beverley Road Berkeley 94707 Sept. 1975

Belling, Miss Patricia, 7861 La Mesa Boulevard La Mesa 92041 Mar. 1976

Griffin, Mrs. Mary, 6035 Ascot Drive Oakland 94611 Feb. 1976

Hall, Jeni O'Neal, Box 86 Soda Springs 95728 Mar. 1976

Johannessen, Elna Winckler, 5670 Wilshire Blvd.-#2490 Los Angeles 90036 Mar. 1976

McAbee, Mrs. G.L., 1299 Morningside Drive Sunnyvale 94087 Mar. 1976

Paul, Mrs. Mary A., P.O. Box 292 Wrightwood 92397 Sept. 1972

Perkins, Mrs. A.R., 223 So. Wheeler Place Orange 92667 Mar. 1976

Robesky, Fujie, 23167 E. Jensen Avenue Reedley 93654 Oct. 1973

Sibley, Mrs. Lynn C., 2764 Union Street San Francisco 94123 Apr. 1965

Trimback, Mrs. Alfred, 5932 Contra Costa Road Oakland 94618 June 1966

VanDerHoeven, Mary, 9200 Sonoma Highway Kenwood 95452 Mar. 1976

Weber, Mrs. Donald M., P.O. Box 950 Los Alamitos 90720 Mar. 1976

COLORADO

Barrett, Clotilde, 624 Feakview Boulder 80302 Nov. 1969

Dewey, Mrs. George, 22221 Country Road 335 Hillrose 80733 Mar. 1976

Haney, Mrs. Mildred, 2840 Quitman Street Denver 80212 Mar. 1975

FLORIDA

Sammis, Mrs. Donald S., 428 Penquin Drive Satellite Beach 32937 Mar. 1976

Stockman, Mrs. Vincent, 22335 S.W. Miami Avenue Goulds 33170 Apr. 1976

ILLINOIS

Corbett, Jean, 1319 Mulberry Lane Mt. Prospect 60056 Mar. 1976

Haskell, Miss Lois L., Rt. #1-Box 53 Caledonia 61011 Mar. 1972

IOWA

Templeton, Joan F., 1525 Oakwood Drive Waterloo 50703 Mar. 1976

MARYLAND

A.C. Edom, Mrs. Hazel, 11235 Oak Leaf Drive-#210 Silver Spring 20901 Sept. 1967

MICHIGAN

Anderson, Mrs. Beverly, 1884 Stanford	Berkley	48072	Mar. 1976
Campbell, Kathleen J., 207 Wilson Avenue	Ypsilanti	48197	Mar. 1976
Curtis, Argona L., 1717 W. Boston Boulevard	Detroit	48206	Feb. 1976
Dengate, Mrs. Betty, 1001 Timberlake Drive	Bloomfield Hills	48013	Mar. 1976
Ford, Charlotte A., 32222 W. Twelve Mile Road	Farmington	48024	Apr. 1976
Ford, Sharon L., 8676 Riverview Drive, R.R. #2	Kalamazoo	49004	Feb. 1976
A.C. Jolin, Patti, 232 Silver Creek Road #11	Marquette	49855	Nov. 1973
Kulick, Ellice, 50025 Joy Road	Plymouth	48170	Apr. 1975
Kwiatkowski, Mrs. Jane E.G., 4921 Crooks Rd., Apt. M-6	Royal Oak	48073	Mar. 1976
Mayle, Patricia L., 6948 Moccasin	Westland	48185	Feb. 1976
Scott, Ranae James, 212 Partridge Avenue	Alpena	49707	Mar. 1976
Whitten, Terese, 49770 Ann Arbor Road	Plymouth	48170	Apr. 1975

MISSOURI

Carter, Mrs. James B., 5 Geyerwood Lane	Frontenac	63131	Nov. 1973
---	-----------	-------	-----------

MONTANA

Wuerthner, Mrs. Julius J., 3110-3rd Avenue, North	Great Falls	59401	Oct. 1966
---	-------------	-------	-----------

NEW JERSEY

Cavanaugh, Ann D., 778 Valley Road	Upper Montclair	07043	Feb. 1976
Heiderstadt, Janice, 138 Montgomery Street	Highland Park	08904	Feb. 1976
King, Mrs. Norma, 78 West End Avenue	Newton	07860	Feb. 1976
Westfall, Carol D., 40 Edgewood Avenue	Nutley	07110	Feb. 1976

OHIO

Leslie, Mrs. Mamie, 1105 No. Burnett Road	Springfield	45503	Mar. 1976
---	-------------	-------	-----------

OREGON

Henze, Mrs. Karl D., 4190 S.W. Council Crest Drive	Portland	97201	Aug. 1974
Knee, Mrs. Karyl M., 735 S.W. St. Clair Avenue-#1210	Portland	97205	Mar. 1976

PENNSYLVANIA

Hand, Mrs. Robert E., 914 Baylowell Drive,	West Chester	19380	Feb. 1973
Nichols, Mrs. F.W., R.D. #6-Box 116	Wellsboro	16901	June 1975
Rogers, Anne, Box 173	Lampeter	17537	Sept. 1975
Ruger, Almeda P., 212 North 34th Street	Philadelphia	19104	Feb. 1976

VIRGINIA

Rose, Mrs. Dorothy Jo, 306 N. West View Street	Bridgewater	22812	Mar. 1976
Tuck, Karen H., 1817 Braeburn Drive #209	Salem	24153	Apr. 1976
Wetton, Mrs. P.S., 2425 Hanover Avenue	Richmond	23220	Mar. 1976

WASHINGTON

Furness, Mrs. Carroll D., 3431 Grand Avenue	Everett	98201	May 1970
A.C. Huntley, Mrs. Nancy H., P.O. Box 10086	Bainbridge Is.	98110	Oct. 1973
Michel, Jane, Rt. #1-Box 61-D	Port Townsend	98368	Feb. 1976
Roose, Mrs. Liliane M., 2533 N.E. 19th Street	Renton	98055	Feb. 1976

WEST VIRGINIA

A.C. Davis, Elizabeth K., P.O. Box 877	Bridgeport	26330	Sept. 1972
Jones, Mary Lou, 1900 $\frac{1}{2}$ -19th Street	Parkersburg	26101	Mar. 1976

AUSTRALIA

Heeks, Mrs. Jennifer, 1/46, Kareela Road, Cremorne, N.S.W.	Sydney	2090	Mar. 1976
Wisely, Mrs. Catherine, Denison-Via Heyfield	Victoria	3858	Sept. 1973

IRAN

Powers, Mrs. Helen, %Parsons Jurden Int'l 112 Elizabeth II Blvd.	Tehran	14	May 1974
---	--------	----	----------

CANADA

BRITISH COLUMBIA

Merer, Alice, 2475 West 36th Avenue	Vancouver	V6M 1L7	Feb. 1976
-------------------------------------	-----------	---------	-----------


ONTARIO

Fowler, Shelly, 61 Humewood Drive	Toronto	M6C 2W3	Feb. 1976
Gionet, Jan, 5 Elm Avenue, Apt. 107	Toronto	M4W 1N1	Feb. 1976
Gwizdala, Anna, 1300 Mississanga Valley Blvd-Apt. 909	Mississanga	L5A 3S8	Mar. 1976

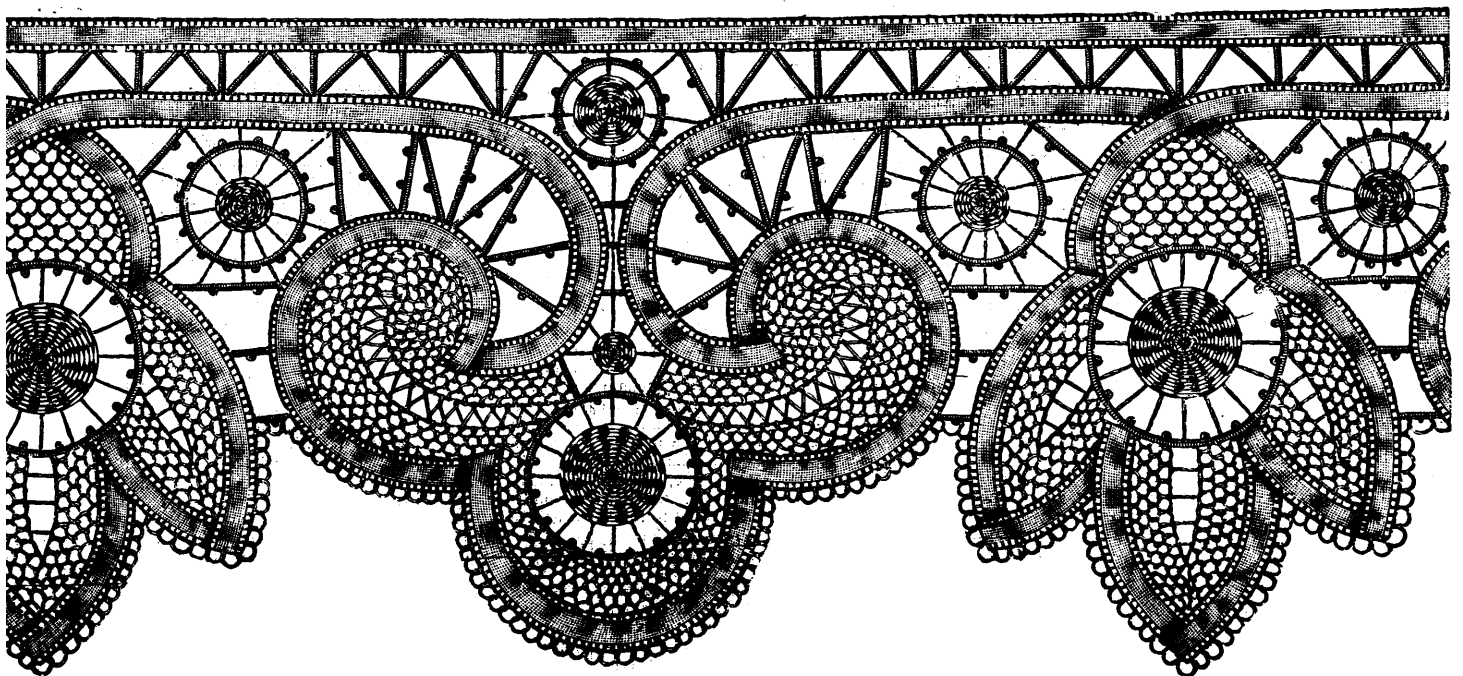
ENGLAND

Akerman, Mrs. D.S., %Sheila D. Wells, 2544 Lanergan	Troy, Michigan	48084	Feb. 1976
Quayle, Mrs. M.B., Westerley, The Broadway, Woodhall Spa., Lincs.		LN10 65Q	Feb. 1976

Mrs. Mary Cole, Membership Chairman
23955 S. W. 157th Avenue
Homestead, Florida 33030



Edging for curtains, etc.
Point Lace Embroidery



Contributed by:
ArVilla Sweeney,
Washington

Point Lace Edging

Convention News

Please hurry and sign up for our I.O.L. convention, to be held Aug. 3rd at the St. Francis Hotel in San Francisco. There is a \$20.00 registration fee which should be sent to: Rea Bowles, P.O. Box 546 San Anselmo, California 94960

Check your convention information for details, if you have lost them send a self-addressed stamped envelope to Rea for a second copy.

The following changes have been made in the lecture and workshop schedules.

LECTURES

- Aug. 3 Needle Laces of today, Nancy Evans
- Aug. 3 A Mans view on Lace, Jack Browning
- Aug. 3 Contemporary Bobbin Lace, K. Kliot

WORKSHOPS

All workshops will be one day long from 10:00 A.M. - 4:00 P.M. Each workshop is \$18.00 which includes all materials and lunch.

We are sorry to announce that Roberta Mack's lecture and workshop on tool making has been canceled.

Aug. 2, Needle Lace, Nancy Evans

A contemporary and traditional approach in learning to design and make motifs. Nancy has had several articles in the I.O.L. bulletin. She lives in Kent, Wash. where she teaches and lectures.

Aug. 2, Contemporary Bobbin Lace, Kaethe Kliot. Creating without pillows or patterns. Kaethe and her husband Jules have written "Bobbin Lace: form by the twisting of cords" and the article in the April issue of "Better Homes and Gardens"

Aug. 5, Bobbin Lace Patterns, Gertrude Biedermann. Designing, reading and working with patterns in lace making. Gertrude has been teaching lace for many years with her sister Martha Anderson. They are both working together on a second set of lace patterns.

Aug. 5, Needle Lace, Nancy Evans

Aug. 5, Contemporary Bobbin Lace
Kaethe Kliot

Please sign up early. All sessions are limited to 15 students. Each session is \$18. Make checks payable to: Kaethe Kliot Workshops and mail to:

Kaethe Kliot, 2150 Stuart Street
Berkeley, California 94705

This fee is for workshops only. Please state date and title of the workshop you wish to attend. No refunds will be given after July 20th unless the workshop is canceled in which case you will be contacted.

Kaethe Kliot & Roberta Mack
Convention Chairpeople

BUS TOUR

Wednesday, August 4, 1976

Our sponsored and guided tour by Roberta Mack will include the first time exhibit of the lace collections at two Galleries which should be very exciting.

Palace of the Legion of Honor
34th & Clement

Exhibit being held:
July 24 to Sept. 6, 10 A.M. to 5 P.M.

AND

Anneberg Gallery, 2721 Hyde Street
Exhibit being held:

Aug. 4-28, Tues.-Sat. - 12 to 5 P. M.
"Lace Forms of Today"

OTHER NOTES

We will have 4 or 5 Commercial tables selling supplies and laces, old books and so on plus the I.O.L. table.

April 15, 1976

"So far 27 have registered for the Convention and 6 inquiries have come in for the workshops." - Kaethe Kliot

RESPONSE TO MEETING INVITATION

"Had 3 people respond to the I.O.L. note on new members joining the Bay Area meetings, and they attended."

Mr. Jack Browning demonstrated bobbin lace making at the National Weaver's Conference, May 1 and 2.

I.O.L. NEWS

We are planning the reprinting of 50 beautiful Battenberg Patterns of large doilies, handkerchiefs, collars and trims.

Before going ahead on this project we would like to hear from members interested in them so we will have some idea how many to print.

We are publishing 12 new pictorial Bobbin Lace Patterns by Gertrude Biedermann and Martha Anderson. These will be ready by July.

For further information and list send 25¢ to: Some Place, 2990 Adeline Street
Berkeley, California 94703

Dear Mary Cole:

"Thank you, thank you for the fine Directory which is great, now we can see who lives in our State and it will be a great help for Visitors.

Congratulations on a fine job. I think many others will feel like I do."

Kaethe Kliot.



MAY 1976

NOTE: Please insert this issue of the bulletin into the cover for the year, to keep all lace news and addresses handy for reference.



1975
Convention



1975 CONVENTION PICTURES

These four pictures are the last of the 19 taken at the August 1975 Annual Meeting in Milwaukee, Wisconsin.

Photos by F. Axtell Kramer, Mo.

Top Left: Part of the Elizabeth Groszberg collection showing Halas Lace made in Hungary and the "lace stamps" issued by The Hungarian Government to Honor this famous lace. Right: Arlene Wilson admiring Halas Lace.

Bottom Left: Mary Lou Reichard displaying some of her work. She was the Monday Luncheon speaker. Her topic was "Structural Elements of Weaving and Lace Making". Right: General view of lace exhibited at the Convention in Milwaukee, Wisconsin, August 1975.

1976 I.O.L. CONVENTION -- AUGUST 3-4 St. Francis Hotel, San Francisco, Calif.

* * * * *

8th BIENNIAL CONFERENCE

of PACIFIC NORTHWEST HANDWEAVERS
University of Victoria, June 9-12, 1977
hosted by

VICTORIA HANDWEAVERS and SPINNERS GUILD
#214-620 View Street, Victoria, B.C., Can.

The theme for the conference will be:
"HEIRLOOMS FROM HANDLOOMS"

* * * * *

LACE CONFERENCE

by: SOUTHEASTERN MICHIGAN LACE GROUP
Dearborn Inn, Dearborn, Michigan
June 15, 16 and 17, 1977
Lace Exhibits and Workshops



President's Message

GREETINGS to ALL MEMBERS!

I wish to thank the IOL Branches and Groups who have sent me reports of their activities, and a special thanks to those who included their Year Books. If your group has not sent in a report, I hope you will do so soon. We are interested in learning of your activities, meeting times and plans. We would also like to include your group's name and President in our Directory of Officers and Directors for the coming year.

If your group is planning a Special Meeting, or know of a Craft Day planned, where Lace demonstrations will be given, etc., please send the information to the Bulletin Editor well in advance of the meeting Date, so any IOL member wishing to attend the Event may plan for it. Hearing about it after the Event is past is interesting--but how much more fun it would have been to attend the Event!

The IOL Bulletin is also your means of sharing your Lace information. Perhaps you are fortunate enough to have copies of old handwork publications with various types of lace patterns, pictures and directions; or information on ways lace was used at various times in past history. Let Rachel, our Bulletin Editor know about them if you wish to share.

I am sorry to report that Trenna Ruffner has sent in her Resignation as Chairman of the Bicentennial Project. Mary Russe has sent in her Resignation as Advertising Manager, due to ill health. We accept these Resignations, with regret. For the present, please send your Advertising to the Editor. Please include payment with copy.

It is only a few weeks now until we meet in Convention at the St. Francis Hotel in San Francisco. The Bay Area Branch have planned for a very busy time with Demonstrations, Exhibits, Program, Luncheon, and a special Tour to museums to see a 'First Time' Exhibit of Special Laces! The Business Meeting will follow the luncheon on August 3. (Check your last few Bulletins for more details). I hope to see your Membership card.

(Only members may vote).

The Pre-Convention Meeting of the Board of Directors, Executive Board and Past Presidents of IOL will be at 4:30, Aug. 2.

I hope you all have a Joyful Summertime, learn something new about Lace and share it with all of us via the Bulletin. How about reading one of the many Lace Books available from the IOL Librarian? The list and information for checking them out was on the last pages of the Membership Directory sent out in March.

A thought to leave with you, from:

"Point of View", by Edger A. Guest
Life is shaded, through and through,
Mostly by one's point of view;
Count your troubles...you'll be sad,
Count your blessings...you'll be glad!
Gwendolyn Kritner

KLAUBER BROTHERS, Inc. NEW YORK

To The International Old Lacers:

"My parents, grandparents, and great grandparents, have been associated with handmade laces, having been the supplier to royalty and those very lucky ones that could afford the luxury, beauty, and romance of fine bobbin laces from Bohemia, Italy, France, and Belgium. After coming to America they started a successful business in machine made laces that found their way into most everybody's home in one form or another. The advent of technology helped spread the Love of Lace into all segments and it is wonderful to see a reawakening of interest in the basic art of making handmade lace. Whether handmade or machine made we are all united in the appreciation of the fine art of lace making, because even the great metal monster of a Nottingham Bobbinet machine or a Leavers Lace machine needs an artisan to:

- 1) wind its bobbin
- 2) wind its beams
- 3) to weave the article so that the tensions of literally thousands of threads are right
- 4) to finish the woven greigh goods so the color and sizing is right and that there is no distortion
- 5) Most important of all are the designer of the lace and the draughtsman who transforms the design into the intricacy of the capability of this 10 ton giant of a machine, which can transform it right back into the finest hues and gossamer webs.

An especially fine heirloom piece is the plaque (Bicentennial Lace piece, May Bulletin). This is made on a type of bobbinet machine of which there exist only two in the world and although its theme is The Declaration of Independence, ironically the lace was designed, drafted, and manufactured in England. An "old lacer" knows what it means to have 24 bobbins to the inch going back and forth. Only because of this finess is it possible for the lace to achieve a clarity so you can recognize actual facial expressions on the signers of the Declaration. The piece is woven with the finest cotton. It took the designers and draftsman one year to prepare this masterpiece and according to the information from the manufacturer the cards were destroyed after a limited edition had been woven.

Klauber Brothers, Inc.

114 East 32nd St., New York, N.Y. 10016
.....

lacemaking DEMONSTRATED IN OHIO

Frieda Koudelka gave a demonstration and exhibit of Bobbin, Tatted, Hairpin and Teneriffe Laces at the Old Phoenix Bank, Medina, Ohio during May of this Bicentennial Year. A great deal of interest was shown, especially in Bobbin Lace.



Drawing by F.F. REINERT

JOHN WHIPPLE HOUSE, ca 1640 designated a REGISTERED NATIONAL HISTORIC LANDMARK by the U. S. DEPARTMENT OF THE INTERIOR NATIONAL PARK SERVICE, 1966
 is open April 15 to October 31, Tuesday through Saturday 10-5, Sun. 1-3
 It has on exhibit lace pillows, bobbins, prickings and lace, from early times.
IPSWICH HISTORICAL SOCIETY
 Ipswich, Massachusetts
 * * * * *

LACE MARKER in IPSWICH

In 1930 the Massachusetts tercentenary celebration committee erected a marker on High Street in Ipswich honoring the early lace makers which reads as follows:
 "From the date of its settlement by John Winthrop and twelve associates in 1630, Agawam (Ipswich) was the seat of Pillow Lace making. By 1790 the annual production was 4,979 yards. This craft continued until the introduction of lace machinery."
(Reprint from August 1964 bulletin).....

MOLINE LACE MAKERS

The Moline, Illinois, lace makers demonstrated lace making May 29 and 30 at the Colonial Craft Fair in Moline; On June 12 and 13 at Bettendorf, Iowa, International Folk Festival; and June 28 at the Moline Bicentennial celebration.
 On July 21 to 26 they will be at the Smithsonian "Festival of Folklife" in Washington, D. C. and in September they will take part in the Williamsburg Festival.

* * * * *

Announcing! Opening of "THE FLEMISH LION"

"I am opening a store, THE FLEMISH LION on June 1, at 831 - 18 Avenue, Moline, Ill. 61265. I will be selling the lacemaker's bobbin lace as well as a variety of machine-made lace from Belgium. These articles include handkies, tablecloths and napkins, bread covers, bun warmers, aprons, coasters, cocktail napkins."
 Dolores Bultinck



Displays Guipure di Art Lace

Mrs. Edna Coryell of White Post displays Guipure di Art lace ready to be cut from the frame in which it was made. Framed beside her is an American flag she recently completed and in the foreground is the foundation netting she is knotting in preparation for making another pattern. Mrs. Coryell will display and demonstrate this art at Saturday's Craft-On-The-Mall sponsored by Frederick County Extension Homemakers.

HEIRLOOM ANTIQUES PART OF CRAFT DISPLAY

The display of Crafts-on-the-Mall by Frederick County Extension Homemakers was postponed from last Saturday until May 22 because of the threat of rain.
 The protection of heirloom antiques which are included with a few displays, was the determining factor in the postponement -- Guipure d'Art lace is one of the very old arts to be displayed and demonstrated by Mrs. Edna Coryell of White Post.
 This is the oldest type of lace known and is sometimes called "ecclesiastic lace" because it is mentioned in the Bible. Antique dealers have called it "drawn work", while others refer to it as Belgian lace. Mrs. Coryell who is 88-years-old, and was taught the lace art by her grandmother, who came to America to teach and keep alive this art which had lost popularity in Belgium.

Until recently Mrs. Coryell knew of no one else who knew how to make lace by this method. She has demonstrated the technique in local craft shows the past two years and hopes to interest others in preserving this art. The tools include a rare seven inch long "needle-shuttle" to make the netting which is filled in with an "esprey stitch" and this is the distinguishing characteristic of the lace. The netting is stretched on a frame to fill in the esprey, which then becomes ready for embroidery designs to be applied.

Other crafts to be demonstrated include: smocking, yarn pillows, decoupage, bonnet making, crochet, knitting, tatting, lace making, chair seating, needlepoint, quilting, comfort knotting, monks cloth afghans, crewel embroidery, rug making, corn husk crafts, and macrame.
 From: "Winchester Evening Star" Virginia
 Thursday, May 20, 1976



Mary Skaggs
daughter of
Ruth Marie Skaggs

Dora Churcher
Bedford, Eng.

Ruth Marie Skaggs
Morgantown, W. Va.

**WEST VIRGINIANS VISIT THE LACE-IN AT
ELSTOW, ENGLAND**

By Ruth Marie Skaggs

Along with 160 persons, Mr. and Mrs. Charles P. Skaggs and their daughter, Mary, of Morgantown, West Virginia, saw the reviving of the craft of Lace Making during a visit to the Elstow Craft Centre in Elstow, England. The town was a lovely setting for the day of "Lace-In". Near the Centre are picturesque chimneys that stand stately against the skyline. Close by are interesting houses with thatch roofs.

During the "Lace-In" day three teachers were present to help those needing instructions. Men, women and even a young girl were making lace. Some of the bobbins used by those making lace were quite old and had been handed down in the family. The giving of bobbins in the past to one's girlfriend has become a cherished heirloom and some ladies were using bobbins from the 1800's with engravements carved on them.

This very tradition is now being revived as a hobby by Mr. Ivor Howard. His delightful exhibit included a beef shin bone and the various steps in making the bobbin. Mr. Howard offered for sale his commemorative bobbin which reads "Elstow Lace-In 1975". Others offering bobbins for sale was the Braggins firm of Bedford, England. Pins, patterns and bobbins of various style and woods were on display for sale.

Added attractions included Belgian and Maltese lace exhibits and a show from a Bedford family by Mrs. Gribble whose family made lace for generations.

Since the British are renewing and admiring the delicate art of lace making, the "Lace-In" received much publicity from all types of media.

True hospitality and friendliness was such that these are bonus rewards for attending a "Lace-In".

* * * * *

From: A Bedford, England
newspaper.

**THE OBSESSION OF
LACEMAKING GRIPS 160
WOMEN**

More than 160 women with an obsession for lace gathered at Elstow Craft Centre on Wednesday for a Lace-In. For "an obsession" is how dedicated lacemaking enthusiast, Mrs. Eunice Arnold, describes the craft.

Mrs. Arnold, who lives in Bedford, has for some time taught lacemaking to schoolchildren in the town. At the moment she teaches at the Queen's Park Lower School and part-time at the centre.

Beautiful

Two years ago she thought it would be a good idea for the groups at the centre to get together. "Everyone has knit-ins, talk-ins, or sit-ins, that I decided it would be a good idea to have a "Lace-In". Mrs. Arnold said.

"It worked well then, and since other lace circles have held their own get-togethers. It's becoming quite a national thing. It's simply snow-balled."

Wednesday's event was so successful it attracted some American visitors from West Virginia who turned up to try their hand at pillow lace and view the beautiful examples on show.

The invitations were sent out some months ago but so many wanted to come the number had to be limited to 160, and unfortunately on the day a coach party from Nottingham had to be sent back.

Three teachers, Mrs. Mary Prentice, Mrs. Margaret Hamer and Mrs. Arnold were kept busy all day, as their keen students tried their hand at a new pattern or concentrated on buying bobbins or materials offered by the Bedford firm, Braggins.

In fact the whole atmosphere on the day was so distinctly on lace, bobbins and lace pins, that outsiders must have felt decidedly left out.

Braggins were not the only representatives of the town at the show. Kempston man, Mr. Ivor Howard, had especially prepared himself for the day.

An engineer at Cutler-Hammer, Europe, his hobby is making bobbins. "It is not a craft now-a-days and so I taught myself," he said.

Mr. Howard uses bone as the main base for his bobbins. Beef shin bone, boiled and cleaned is the best, he says.

TRADITION

For some time, Mr. Howard worked designing a commemorative inscribed bobbin for visitors and they sold like hot cakes.

"It is a very interesting and absorbing pastime. A tradition we must keep alive" said Mr. Howard.

Examples of Belgian and Maltese lace were an added attraction to the display, as was a fine show by Mrs. Gribble, who comes from a Bedford family, who have been making lace for generations.

Lacemaking has become so popular that an organization known as International Old Lacers has been formed to promote good relations between American and British lacemaking circles.

More and more people are becoming interested in reviving the craft and Mrs. Arnold suspects that lace-ins could become an everyday occurrence. She for one would be the first to welcome such a possibility.



May 10, 1976

"This last weekend I attended a 'Lace-making Course' at Gawthorpe Hall, Padiham, Lancs. under the expert and patient tuition of Mrs. Margaret Hamer of Bedford. It was truly to eat, sleep and talk lace for a whole weekend; meet old friends and make new friends quite apart from the work achieved over the weekend."

..... Freda Smith, Keighley, England

"I am planning to go to England in July for a one week's course of lace with Margaret Hamer at the Pendrel Hall College of Adult Education and then wander the remainder of the time to see some of the things I have missed on previous visits." -- Ethel Cutler, R. I.

WITH REFERENCE TO JANUARY ARTICLE

"Of course, Michael Auclair knew the Lace was Buckingham on the hankie he was making for me on that pillow of mine. The thread is quite fine---and the hankie is breath-taking 'in real life'! As for being Honiton Lace and bobbins -- all that was made up by the Librarian who sent the clipping to the Providence paper -- and she (like almost all news paper articles are incorrect).

Michael sent me the clipping -- so I just sent it in to I.O.L. as it was! Michael did not even know I had sent it in!" -- Esther Oldham, Mass.

LACE - LACE STAMPS - and - LACE MAKERS

"There's a Brazilian stamp with Bilro lace on it. Whats that? Any pictures? Anyone know anything about Plauen Lace, (East Germany). Is lace still made in St. Helena?

Does anyone have a list of paintings of lacemakers; the artist and where they can be seen and prints availability?

Here is a partial list.

Gabriel Metsu: Dutch, 17th century (1630-1667)

(this one is on an East German stamp)

Nicolas Maes: Dutch, 17th century a lacemaker with a child

"The Lacemaker" (painter unknown)

National Gallery of Art, Wash. D. C. (Andrew Mellon Collection)

Caspar Netscher: Lacemaker 1664 born in Heidelberg 1639

(saw this one on a postcard)

and, of course, Vermeers famous painting.

Also wanted to point out to I.O.L'ers that a magazine from Holland, "Ariadne", has been having a series of lessons on bobbin lace since September 1975. Beautiful color photos.

A kit is offered with thread, 40 bobbins, patterns, instructions, a board for about \$28.00. Extra bobbins (20 to package) for about \$7.40. They are Belgian style." -- Elaine Reichenbach,

Quote from - "ITALIAN TRADE TOPICS" March 1976

"Lace-making is experiencing a vigorous resurgence in the Val d'Aosta. Foreigners acquainted with the area come to ski around Courmayeur. They enjoy the mountain air, the food and wine, the warmth of both its sunshine and its people; they live the life of a rustic village. Few are aware of the number of nimble fingers plying bobbins of fine thread over 'lace pillows' in the homes around them.

Legend goes that lace-making was introduced to the Val d'Aosta by Benedictine nuns who had escaped from the convent of Cluny in France to settle in the valley. In Cogne at the church of Saint Nicholas the pastor's sister became so fascinated by the nuns' lacemaking that she learned the basic stitches and then taught them to the local women. At first, lace was used to adorn the austere native costumes the women wore, the only touch of femininity permitted. But the intricately worked, finely-stitched lace gained fame beyond the valley, and merchants came from everywhere to purchase it.

Postered by an organization, EVART, (Ente Valdostano per l'Artigianato Tipico), to encourage craftsmanship in the valley, lacemaking became a compulsory subject in elementary schools. Tablecloths, sheets, curtains, bedcovers-- all of lace or decorated with lace - and laces-by-the-meter are exhibited every summer in Cogne and at the January Fair of Sant'Orso in Aosta."

(Contributed by Carol Winandy, Ill.)



MRS. ADRIA ALSTON, N. C.

ORIGINAL LACE BODICE

"I designed it in early December and completed it in about 1½ months. I call it the 'continuous Heart'. It is made of Linen in Idria or Continou Lace. I have many other designs of the same sort which I'm copyrighting for sale. Also writing a book on techniques to use in my workshops and for correspondence students.

.....
 From: "The Franklin Times" April 8, 1976
 Louisburg, North Carolina

**MRS. ADRIA ALSTON WILL DEMONSTRATE
 BOBBIN LACE CRAFT**

By Ruth Mincher, Halifax, N.C.

Many kinds of arts and crafts will be coming to Halifax soon and most of the people who make them will remain the entire Bicentennial Week.

Some of them are simple, some are intricate, some are unusual but all of them will be very interesting!

Among the unusual AND interesting is the making of Bobbin Lace, done by Mrs. Richard W. (Adria) Alston of Route 6, Box 321, Louisburg, in Franklin County.

Adria Alston was born in New Orleans, La. and raised in Pass Christian, Miss.

She says that she learned the art of bobbin lace from a book bought for her at Christmas three years ago. Bobbin Lace which is also sometimes called Belgium lace, Brussels lace, pillow lace and Point de Venice, is made by applying simple stitch motions of twisting and crossing threads according to a design of pin holes in the pattern. The pricked pattern

"The dress in this picture is a new one that I researched. It has 18 yards of material, seven yards or so of lace around the neck and on the overskirt.

Photos by Richard W. Alston

.....
 shows where to place pins around which stitches are completed and lace is formed, Mrs. Alston says.

"Handmade bobbin lace from its simple beginnings until its decline following the French Revolution and the advent of machine-made lace, has a fascinating history complete with intrigue, romance and smuggling", Mrs. Alston says.

She continues: "The Romantic history brought forth many songs and poetry written about lace. Husbands and suitors made bobbins for their wives and sweethearts carving on them prayers, poems, amorous messages, designs and initials. Besides, making the tools for lace men were very important in the designing of the original lace pattern.

The pattern has to be very accurate and men were able to use their mechanical abilities to create large and exquisite lace designs. Since lace designers were sometimes abducted they were protected by the lace centers and many were considered the property of ruling royalties.

It is difficult for people today to realize the importance attached to lace during the height of its popularity, both Mr. and Mrs. Alston say. Men even sold their lands and invested their for-

tunes in lace. Countries erected tariff barriers and at times forbade import of lace in order to protect their local lace products. The export of lace secrets was punishable by death in some areas! Smuggling was big business, at times lace was even concealed on corpses in sealed coffins to be shipped across tariff barriers. Even dogs were sometimes wrapped with fine laces, covered with hides and transported across barriers as a country gentleman's hunting hounds.

King Charles I of England required 994 yards of lace edging for a dozen collars and cuffs and 600 yards for his night-wear! The value of lace becomes more understandable when we realize that such amounts of lace took skilled lacemakers many thousands of hours to complete.

At first the wearing of lace was restricted to the nobility. Its cost always restricted it to the wealthy. In America, the puritan fathers forbade the wearing of lace because of its association with the excesses of the ruling classes. The beginning of the end of the great lace age came with the French Revolution which established the feeling that wearing lace was a crime, according to the Alstons.

By World War I, lace had virtually disappeared as a major industry from Europe except for small strongholds in a few countries and especially in Belgium.

Today, lace making is undergoing a revival as more people become interested in the old arts and appreciate the qualities of handmade lace which can not be duplicated by machine.

Mrs. Alston is a member of the International Old Lacers, and organization dedicated to the study, preservation and promotion of all types of handmade lace, which include crochet, knitted, knotted, macrame, teneriffe, tatting, needle, bobbin and other variations.

She uses traditional lace patterns as well as new designs of her own creation. With seven years of college study in fine arts she finds lace to be an ideal medium to express her own intense creative urge to design.

Currently she is working on a course to be used in her classes and by correspondence students. Her goal is to see many people making lace and old lace valued according to the skill and time which went into making it.

Mrs. Alston is particularly interested in preserving old lace. Too often old lace is thrown out because it is in shreds but so many of these laces are valuable for their often original patterns. By studying old lace, Mrs. Alston can duplicate the pattern and make new lace as well as preserve the designs for future lacemakers. She is collecting lace samples and making patterns of old lace to be compiled as a heritage for North Carolina.

Both Alston and a friend of Mrs. Alston's will be helping her display her laces

during the Bicentennial Week.

She says this celebration means a lot to them as she has an ancestor, Frederick Davis, who fought in the Revolutionary War in North Carolina and Alston's Ancestor was Nathan Boddie, an important name in history.

~~~~~  
**CENTER FOR THE HISTORY OF AMERICAN  
 NEEDLEWORK OPENS TO PUBLIC**

The Center for the History of American Needlework celebrated its grand opening to the public with a two-day open house on Sunday, June 13 and Monday, June 14, Flag Day, 1976, at its new location at 2216 Murray Avenue, from 11 AM to 7PM.

The new location houses the Center's collections and library, over a thousand needlework and textile items, nineteen hundred slides and photographs, and more than two thousand needlework and textile books, magazines and patterns.

The opening featured a small needlework exhibit from the collection, informational presentations on the Center's programs and services, and the premiere showing of a Bicentennial Pittsburgh quilt made by a local group of young working women.

Founded in 1974 by five Pittsburgh women, the Center is a nonprofit educational institution for the study of needlework and textiles in American culture, with special emphasis on their role in the lives of women. CHAN has a nationwide membership and is the first study center of its kind in the United States. Since 1974, CHAN has sponsored several exhibitions, begun an oral history project with elderly needlewomen, and conducted a program of publishing resources and audiovisual materials in the needle and textile arts. Currently supported by membership contributions, the Center is seeking additional funding to expand its services.

"Textiles are among the oldest of the arts and are common to all cultures, races and ethnic groups" says CHAN director, Rachel Maines. "In no other field has the influence of women been so significant to the continuous history of artistic development. The Center will offer a greater opportunity for public appreciation of needle and textile artists both contemporary and historical.

We chose Flag Day for our opening because it is especially appropriate to celebrate our national textile symbol, the flag, in this Bicentennial year."

\*\*\*\*\*

CHAN provided tours of Pittsburgh needlework collections for those attending the Convergence '76 - the national Handweavers Guild Convention, June 19-29.

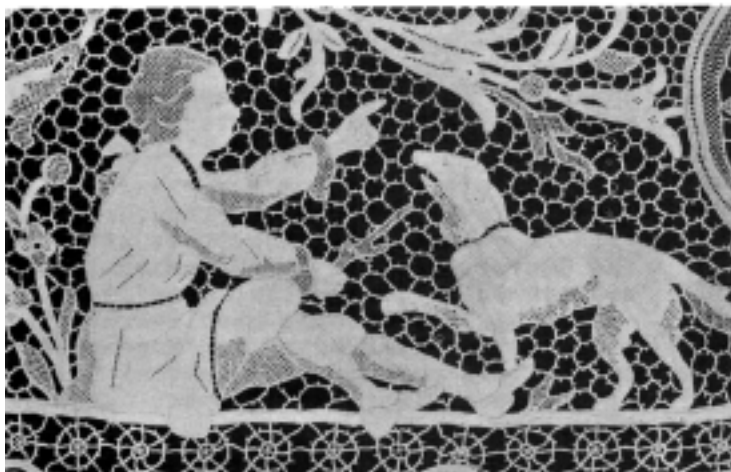
Part of the Center's needlework collection is traveling with the 'Museum Without Walls', part of the Regional Cultural and Educational Development Association, Inc.





## Needle Lace

These were photographed from twin-size needle lace bedspreads made in the lace school of Venice in 1925. The bedspreads belong to a friend of Norma Papish, 6405 Whittier Court, Bethesda, Maryland 20034, -- who no longer wishes to take care of them and would like to sell them or place them with someone who cares about lace. There are two of them.





Norma writes "how do you like the variety of fillings? I wish you could see them...they are truly beautiful pieces.

I've asked the Smithsonian, where I'm a docent, and it is too recent for their collections. The Valentine Museum in Richmond might be interested. I will take the spreads there in June. Do you know of anyone who would want to buy these spreads?

What museums might be interested in them?" -- Norma Papish.



GERTRUDE BERGNER in NELLIE E. COPSON STUDIO with her pillow and antique (covered) bobbins from Germany and lace display. The laces, all bobbin, were made by family members in Germany many years ago and sent to her. Gertrude learned as a teenager in Germany, did not persue in this country for many years while she raised her family, now in the last two years has retrieved her pillow and bobs from her 'attic' and is taking some refresher lessons with Nell. She took this display and demonstrated at The Wallnuts Gallery in Philadelphia last Fall.



From: "Delaware County Daily Times"  
Thursday, March 18, 1976

COPSON EXCELS IN CRAFTS  
By Lynn Rankin, correspondent

All my life I've been a klutzy, no-talent type and a person can't help but wonder, why me? Now, I know! I'm taking lessons in stained glass from Mrs. Nell Copson and she is something else. Nell has more talent in her little finger than most people have in their whole body. She definitely has more than her fair share of talent.

If I described all the crafts in which Nell excels (and excels well enough to teach, win prizes and sell her products) it would fill a page of this newspaper.

I've never seen her shear a sheep (although I'm sure she could if she wanted to), but she knows how to choose the one with the best wool, take that wool, card, spin, dye, weave and come up with a finished product like you've never seen in any store.

She made herself a handsome suit of material she wove on her own loom and has a gorgeous, multi-colored afgan crocheted from wools she dyed herself. Understand, that is just the tip of the iceberg in that field of endeavor.

Do you have a particular color of wool in mind but can't fine it? Tell Nell and she'll know what to do. She'll dig into her pile of rhododendron leaves, old onion skins or throw a couple of dead bugs in the big, old iron pot, stir up a witches' brew for a given length of time and come up with the most gorgeous shades that rival the rainbow.

Leather craft is another of her specialties. She has a large, rectangular picture she did of a woodland scene that depicts animals as small as a squirrel and even the leaves on the trees, not painted, but just from using the leather-working tools.

And lace! How many people do you know that can turn out a lively, delicate length of lace the way it was done in the Old World?

Going back to the stained glass, Nell doesn't stop at making the familiar sun catchers; she branches out into every conceivable direction that craft can take, including working with resin in many forms.

Crewel work, painting, quilting, sewing, copper enameling, you name it and she can do it. Nell just has to be the "do-it-yourselfest" person I know.

This Canadian-born former nurse also happens to be such a nice person on top of all her talents, that I suspect many of her students take classes just for the fun of her company.



Louise Puls, Gertrude Bergner, and at right, Mary Hand in colonial costume.

Part of Brandywine Guild display and demonstration in the Granite Run Mall on April 24, 25 and 26, 1976. Many men and women interested.





.....  
 organizations in the state, displayed their work and demonstrated their skills Friday and Saturday at work-shops at the Florida Atlantic University in Boca Raton. Bobbin lace making was one of the skills displayed. Left: Betty Smith gets some tips from Mrs. Elizabeth Groszberg, lace instructor from Lake Worth.

Above: Dr. Mary Mooty of Florida State University's arts education and craft designs department, winds wool. All are members of I.O.L; -- Betty Smith and Dr. Mooty starting in September. From: "Palm Beach Post and Times" May 13 Photos by John J. Lopinot

.....  
BLUE RIBBON CENTERPIECE

The Annual Convention of the Florida Federation of Womens Clubs was held during the last week of April in Daytona Beach. Mrs. Elizabeth Groszberg entered a Bobbin-Lace centerpiece, 24" in diameter, a very intricate pattern of Tape-Lace, in the Fine Arts Festival and won a Blue-ribbon on it.

.....  
A NOTE OF THANKS

"I sincerely wish to thank Mrs. Sheila Wells of Michigan and Mrs. Margaret Forfar and Mary Seagram of England for their notes in the last two bulletins which point out the errors in the article about my work in January's bulletin.

Indeed, the lace I was working upon at the time was a Buckinghamshire pattern which I copied from a photo in Doreen Wright's book, 'Bobbin Lace Making'.

I have only recently attempted the intricacies of Honiton technique and have much to learn before feeling comfortable with that type of lace making.

I would have written sooner, myself, to correct the errors, but felt that everyone would see them as obvious misquotes. Thank you again, ladies, and best wishes to all at the convention. I wish I were able to attend." -- Sincerely,  
 Michael Auclair, Central Falls, R.I.

.....  
A PLEASANT VISIT

"On April 20, 1976 a most memorable afternoon was spent by my husband and I, upon invitation, with Miss Esther Oldham, world famous authority on ladies' fans and lace. She was kind enough to show us many, many of her world-renowned fans in her collection, now housed in the Boston Museum of Fine Arts. Most fortunately, our visit was timed just a few short days before they were catalogued and removed by that museum's Curator.

I have been an avid reader and collector of Miss Oldham's articles for over 12 years and must give credit to her for whatever knowledge I may have acquired.

Although I AM interested in lace, my FIRST love is ladies' fans. Miss Oldham also has some very beautiful examples of lace, which she allowed us to see.

May this gracious and delightful lady live for many, many years so that others may have the same good fortune, as I, of knowing her." -- Pauline B. Korey, N. J.

.....  
 THANK YOU MEMBERS for the many reports and articles about lace for the 1975-'76 Bulletins. -- Rachel Wareham, Editor





February 18, 1976 Meeting of "Lace Metropolitan Denver Branch" Members  
 Left to Right: Matilda Black, Kathie Revie and lace scrapbook judges, Mrs. Shirley Biddlecomb of "The World Sweetheart Ball Board" and a Ballet Dance of New York; Mrs. Marga Brossman of Chicago, Ill. and Arvada Colorado; and Mrs. Rose Borchers, a lace maker formerly of Thuringem, Germany and now of Arvada, Colorado. Mrs. Rose Blount, back to camera.

### L. A. C. E. METROPOLITAN BRANCH · DENVER, COL.

The annual meeting of this branch was held April 16, 1976. As the Centennial, (Colorado) and Bicentennial (United States) year unfolds the Lace Metropolitan Denver Branch members are working towards the membership of all Metropolitan Libraries, Museums and Art Institutes in their Branch and hope they will join in their efforts to preserve and make available the art of lace making which has fast been becoming lost. In fact the beauty of nature was translated before Christ in knotted threads by hand and with bone needles. They hope to educate the public in the history of Lace Fiber and present information and materials in these places so that the youth of America will recognize the treasure a lace maker of the past has given us in today's heritage.

Elected Branch officers for '76-'77 are:  
 Chairman, Virginia E.J. Funk, 2nd term  
 Vice-Chairman, Leah Chick 1st term  
 Sec.-Treas., Ruth Schaffer 2nd term  
 Rec. Sec. Bernidine Reigel 1st term  
 Cors. Sec. Martha Ryan 1st term  
 Historian, Mary Nigro 1st term  
 Acting parliamentarian, Mrs. Ruth Schaffer, past president Professional Womans Club.

Displayed at the meeting were a stitching lesson in Drawn Work, a Malta Cross Sampler and samples mounted in Mylar.

Lace study during next year will be on Nets and Meshes, Limerick Laces and Macrame comparison. The trip planned for the year will be to Steel City, Pueblo.

- May--Regional Convention Activities
- May 17, Lace In Party, Molly Brown House  
1340 Pennsylvania Street, Denver
- May 18, Guest Tour  
Colorado Governor's Mansion  
400 East 8th Avenue, Denver
- May 19, Lace Market Street and Luncheon  
Denver Woman's Club Building  
Buying and Selling Lace  
Fabulous Lace Display
- May 20, Lace In Party, Lookout Mountain  
Jefferson County Youth  
Ecology Center  
Breden Boetcher House Tour
- May 21, Colorado Womens College  
Huston Fine Arts Building  
Lace Fashion Parade and Musical

A lace Identification book was given to the Colorado Women's college.

A sheet with two new identified laces was given to the new library opening May 18th for Jefferson County, to add to their beautiful Lace Identification Book.

The Branch hopes to present a Book gift to every Library in Metro Denver in 1977 for lace Identification.

Mrs. Alfreda Skladal of San Antonio, Texas, demonstrated Lace at all Lace In Parties and at the Lace Peddler Market Street.

Mrs. Clara Luhman's demonstrated on her spinning wheel at the Colorado Women's College, at the Lace In Party.

.....  
 City of Lakewood, Colorado sponsored a "Miss Senior Lakewood Pageant" April 16; Mrs. Virginia Funk was voted 'second runner-up'.



#### Members of

#### LACE METROPOLITAN DENVER BRANCH

were the guests of the Molly Brown House 1340 Pennsylvania St., Denver, Colorado, on the evening of May 17 where the beautiful gowned members presented "A Touch of Lace and Theory of Fiber" program.

The audience was friends, Guides and Escorts of the Governor's Mansion and the Molly Brown House, Historic Denver, Inc.

The models were:

Top left: Mrs. Lorraine Schuck in a beautiful tunic style, 1910 dress, edged with Guipure and bobbin lace inset with scalloped embroidery. Her hat belonged to the famous Molly Brown of whom she is a niece by marriage. She served as a guest hostess at the Scrapbook judging.

Top right: Mrs. Kathie Revie at the February meeting standing in front of exquisite breakfront with first editions and exquisite China birds from all countries. She also wore this beautiful outfit in 'Our Daughter of Colorado' Fashion Show, April 21st, 1976.

Bottom left: Miss Emma Andreen in her mother's wedding suit of white serge.

Center: Mrs. Antha Hitchcock in white crepe and bobbin lace with black satin sash, picture hat with soft black tail feathers and chantilly sun shade.

Right: Miss Trisha Simons wearing blue chantilly lace over blue ice taffeta. Ice blue hat with white Spanish Rose lace, and a stole of filet lace with handmade tassels.





Mrs. Annie Stewart Warren

*beautiful llama wool lace  
shawl*

in perfect condition  
Worn at Lincoln's Inaugural  
Ball by Mrs. Annie Stewart  
Warren, wife of the leading  
criminal lawyer in the East,  
Attorney Henry Warren

Presently owned by  
granddaughter  
Mrs. Marguerite Warren Werner

Appraised by  
New York Museum authorities  
in early 1930's

Now for sale for \$1,000.00  
or make an offer.

Write to:

Mrs. Marguerite W. Werner  
c/o Mrs. Rachel E. Wareham  
P.O. Box 346  
Ludlow, Mass. 01056



DEAR FRIENDS

OF THE BOBBIN LACE LADIES:

"Below is given the item from the North Congregational Church (Southfield, Michigan) bulletin, as a result of lace I made for them."

-- Mary Forster (April 1976)

LACE COMMUNION CLOTH

"Have you ever been lucky enough to have the opportunity to watch a skilled bobbin-lace maker at work? It is indeed fascinating...and not only has one of our church members been fortunate in this respect, but also in becoming acquainted with an accomplished lace maker. Through this contact a gift of handmade, original designed lace has been made to be used for a communion cloth for our church.


This cloth, of very special value, considering the hours of dedicated work involved in it, will make its first appearance on our communion table at the Maundy Thursday Service!

The skill and patience which have produced this lovely work belong to a lady living in Detroit, by name,

Mary Forster. She began her lace-making career at the age of five in Czechoslovakia. If you have visited "Pioneer Days" in early June at Old Fort Wayne, you may have seen Mary at work there.

The making up of the cloth was put into the hands of Harriet Dryburgh, who has given generously of her time and talents in the preparation of much of our communion linen. A great vote of thanks is due both of these talented persons...may this new addition be enjoyed and treasured by North Church members for many years to come."

About 4 yards of this pattern of lace, in a finer thread, was made by Mary Forster, Michigan, for the communion piece. Her mother made this same Lace pattern, some 70 years ago.



COMMUNION LACE PATTERN

Mrs. Forster was sent 10 red Roses in a nice vase with this note:

"These Flowers from the Chancel of the North Congregational Church are sent to bring you something of the blessing and peace of God's House. They are a reminder that you are not forgotten in the prayers offered there."

Donors -- Board of Deaconesses

**"PILLOW LACE"** By Margaret Waller Hamer  
\$2.25 Post Paid

Order from: Mrs. Trenna Ruffner  
1347 Bedford Road  
Grosse Point Park, Michigan 48230

**BOBBIN LACE SUPPLIES**

- "The Belgian Way of Making Bobbin Lace". \$2.25
- History, Making a Pillow, Basic Grounds
- "Bobbin Lace Step by Step" by Tod.....\$3.50
- Complete Instructions
- Set 1 of M. Brooks Patterns
- Tulle, Virgin, Rose and Paris Grounds
- Edgings, Insertions, Embellishments
- Set 2 of Six Patterns.....\$2.00
- Step-by-step Diagrams
- Sets 3, 4 and 5.....each set \$2.00
- Each of six more advanced patterns
- Set 6, Six Lace Patterns with Guimpe....\$3.00
- "Wool Stitchery".....\$1.25
- A splendid 110 page manual of joinings for narrow strips, finishes, crewel stitchery, embroideries, cross-stitch, etc.
- "The Joy of Handweaving".....\$4.50
- A weaving correspondence course in one volume, home instruction


- Waxed and Finished Danish Bobbins..dozen \$3.50
- Lace Pillow with Revolving Cylinder.... \$24.50
- (Add \$3.00 packing and postage)
- Lace Bobbin Winders, Danish (add \$1. post) \$12.50
- Lace Prickers, Metallic..... \$6.00
- Extra Patterns for Classes..... 6 for \$1.00
- Ready to Use
- Folio of Miscellaneous Patterns.....\$2.00
- Ten patterns & pictures, for pricking

**LACE LINEN THREAD of FINE QUALITY**

- 2 oz. tubes, No. 20 white or linen color \$1.20
- No. 40 linen color..... \$1.40
- No. 90 white.....1000 yards \$3.00
- No. 120 white.....1500 yards \$4.50
- No. 110 white.....1/2 pound....\$12.50
- (Please add postage for all orders.)

**OSMA G. TOD STUDIO**  
319 MENDOZA AVENUE  
CORAL GABLES, FLORIDA 33134

Knitted  
Sample made  
by Raphael  
J. Stinson,  
of Maine.



**KNITTED EDGE**

Cast on 10 stitches.

- 1, -K3, 0, K2 tog, K1, 0, K2 tog, 0, K2
  - 2, -And all even rows, Knit
  - 3, -K3, 0, K2 tog, K2, 0, K2 tog, 0, K2
  - 5, -K3, 0, K2 tog, K3, 0, K2 tog, 0, K2
  - 7, -K3, 0, K2 tog, (K1, 0, K2 tog) x 2  
0, K2
  - 9, -K3, 0, K2 tog, K2, 0, K2 tog, K5
  - 10, -Bind off 4 stitches, K9
- Repeat from row 1, for length desired.

NOW AVAILABLE

**LACE IN THE MAKING, with BOBBINS AND NEEDLE**

By Margaret L. Brooke  
Price \$9.95 plus pp & ins.

Clear, complete and concise directions  
Outstanding diagrams and drawings  
Many varieties of patterns explained  
Easy to read and understand

Published by and available from:  
**robin and russ handweavers**

533 North Adams St., McMinnville, Ore. 97128


**TRADITIONAL BOBBIN LACE  
PICTORAL PATTERNS**

A portfolio of bobbin lace patterns by Gertrude Biedermann and Martha Anderson, is available from **SOME PLACE** for \$10.00 plus 50¢ Postage and Handling---or individual patterns can be ordered separately. There are three scroll patterns that might be used for applique, various flowers, Japanese pagoda, swan scene and a kitty scene. A catalog of the individual patterns is available for 25¢.

The set includes ten patterns on 13 sheets of tinted heavy stock suitable for pricking. Working notes are included with each pattern as well as photographs of the finished pieces. See Ad below.

**NELSON BOOK OF NETTING**

Instruction book with 15 designs; 5 sizes of plastic mesh sticks and steel needle come to you for only \$5.00



- Other Netted Patterns
- New Nelson Doily designs.....\$1.00
  - 8 Beautiful Handkerchief Edges...\$1.00
  - 8 Advanced Doily patterns.....\$1.00

2127 Kensington Avenue  
**Frank J. Nelson Salt Lake City, Utah 84108**

**TATSY**

**TATTING SHUTTLES**

TAT QUICK AND EASY WITH TATSY TATTING SHUTTLES

Good working shuttle for yarn and heavier thread also holds traditional tatting thread.


TATSY SHUTTLE (4-1/2" x 1-1/2") WITH BASIC INSTRUCTIONS \$5.25 PPD

SUNFLOWER MEDALLION AND PICOT EDGING PAMPHLET .90 PPD

DAISY AND DAISY EDGE PAMPHLET .90 PPD

**SERENDIPITY SHOP**  
1547 Ellinwood  
Des Plaines IL 60016

**TATSY.**



**BOBBIN LACE**

**BOBBIN LACE KIT:** Includes all the necessary tools for venturing into this exciting textile technique. Includes two dozen bobbins, adjustable table stand, board, pins and instructions for the beginner. \$8.75 plus \$1.85 P & H

**BOBBIN LACE "WORK-AND-LEARN" SAMPLER:** Designed by Jules and Kaethe Kliot, "EARTH TREE" includes pattern, materials and step-by-step instructions. To be used with **BOBBIN LACE KIT** listed above. \$4.75 (add 50¢ postage if ordered separately)

**CONTEMPORARY LACE BOBBINS:** 6" waxed hardwood. \$1.40/dz ppd

**CROCHET HOOKS & BOBBINS:** Hand turned ornately carved Rosewood. \$7.50 each plus 50¢ P & H

**BOOKS**

**TRADITIONAL BOBBIN LACE.** G. Biedermann and M. Anderson  
**PATTERNS IN TORCHON, GUIPURE and IDRIA.** 53 original patterns on heavy stock ready for working. \$6.50 plus 50¢ P & H  
**PICTORAL PATTERNS.** Complete set of 10 patterns on heavy stock. \$10.00 plus 50¢ P & H  
Catalog of individual patterns. 25¢

**BOBBIN LACE: FORM BY THE TWISTING OF CORDS,** A New Look at a Traditional Textile Art. Kaethe and Jules Kliot. (paper) \$4.95 plus 50¢ P & H; (cloth) \$8.95 plus 50¢ P & H

**THE STITCHES OF BOBBIN LACE:** Structure and Classification. Kliot. Describes, in a unique graphic system, the complex manipulations of bobbin lace establishing a basis for advanced and exploratory work. \$2.95 plus 25¢ P & H

For a complete catalog of lace making, weaving, spinning and rug-making tools and materials, send 25¢

**SOME PLACE**

2990 Adeline Street, Dept. IL, Berkeley, CA 94703



TATTED No. = stitches  
TRIMS - = picot or join

Violet Sm. Motif Triangle  
3-3(6px2)3-3 4-2-2-4 3-6-6-3  
3-3-2-2-3-3 Lg. Motif & 3-3-3  
6-3-3-6

Edge Square  
closed r:5-5-5-5 large ring  
open ring2-5-5-2 5-5(5px2)5-5  
sm.r:5-5-5-5

Edge  
Bot. r: 3-3-3-3  
cluster 2-4-2 (9px2) and 2-4-2  
small ring 2-4-2  
Edge-note long picots sm. r:  
bot. r: 2-2-2-4-2-2-2 4-4  
top sm: 2-2-2-2  
lg. 3-3-6-6-3-3


Left Motif Center Motif 6 Petal rings  
cen. 8-8-8 r: 8px2 6-6-6-6  
join thread in picots  
r: 5(5px2)5 in picots  
r:3(7px2)3

6 Motif Square Medallion  
Cen. 12px2 Cen. 8px2  
motif rings 1st. 3-3-3-3  
6-6 and 3-4-4-4-4-3  
2nd. motif rings  
3-3-3-3

Round Medallion 8 Point Motif  
Cen. rings 8-8 Cen. 8px2  
Rings joined to center 8-8  
Outside row: join thread in picots  
sm r: 4-4-4 1st row: r3-3  
lg r: 5(7px3)5 2nd row:  
sm r: 2-2-2-2  
lg r: 7px2  
joining to picot of 1st row after every 2nd ring

Square Wisteria Motifs  
Cen. r: 6-6 join for collar  
corners 1st r. 3-3-3-3  
r. 3-3-2-2-4 2nd r. 3-4-4-3  
8 half st. 3rd r. 3-4-4-3  
2-4(4px2)4-2 4th r. 4-4-4-4  
8 half st 5th r. 4-5-5-4  
4-2-2-3-3 6th r. 5-5-5-5  
7th r. 5-6-6-5  
end r. 6(7px2)6  
2nd side, reverse  
joining thread to connecting threads.

Samples made by Rachel Wareham  
P.O. Box 346, Ludlow, Mass. 01056



**"QUILT SQUARES"  
in -- BOBBIN LACE**

Designs worked out by Trenna Ruffner, of Grosse Point Park, Michigan, primarily for the use of intermediate students at the Handweaver's Guild Convergence in Pittsburg, Penn., June 17-19. Elsie Bently is to be the teacher and will instruct the beginners while Trenna, as her assistant will work with the intermediate students.

PATTERNS on this page

Top: "Whirlagig"  
original is 6" x 6"

Below: "Dresden Plate"  
original 9" diameter

PATTERNS on next page



Top: "Crown of Thorns"  
original is 4" x 4"

Below: "Blazing Star"  
original is 6" x 6"

The three square designs were made with Fawcett's 40/2 linen and the "Dresden" plate was made with Fawcett's 55/2.

Pictures were taken by Trenna Ruffner's brother, Bob Edmonson.

She will share the patterns with anyone who sends a stamped self-addressed envelope.



"DRESDEN PLATE"





**METROPOLITAN NEW YORK CHAPTER**

"The members of the Metropolitan Area are very busy with demonstrating and studying lace. About every two weeks the members in my vicinity come to my home with pillows, tensor lights, TV tables and a sandwich at 10:00 o'clock and work all day. We help each other and exchange ideas and whenever possible have Gunvor Jorgensen teach us as a class. Everyone is most enthusiastic -- they are a very congenial group, but, as you know, all craftsmen are fine people." Olive Risch

**FLAGLER MUSEUM, Florida**

"This year on February 27, The Henry Morrison Flagler Museum in Palm Beach accepted as a donation the real handmade Bruges lace, designed by me and executed in Bruges and Brussels, the lace for the front door. The design is based on the surviving original fragments of what adorned the entry door at the time the Flagler family lived in the mansion."

Mrs. Estelle Parker, Fla.



**BEDSHEET ART** — Adaptations from costume laces include an 18th century Northern Italian bobbin lace, upper left; pattern resembling Greek key design from 6th century pre-Incan period, upper right; drawwork from an 18th century Dutch sampler, lower left; and a large-scale floral design from 17th century lace design, lower right.

**MUSEUM INSPIRATIONS  
MAKE FINE-ART SHEETS**

If you can't get to a museum to see your favorite art subjects don't despair. It may eventually turn up on your bed sheet. Real art--some of it ancient--is being dug out of museum archives for that purpose. . . .

The 17th and 18th century lace reproductions are a new look for the bedroom. Filigrees, bobbin laces and drawwork taken from designs on mantillas, costumes and samplers of Northern Italian and Dutch of the period are printed on cork brownish backgrounds. With real pull-through ribbons or wide border appliques of real lace trim, textural dimensional effects give the illusion of real lace sheets, bolsters, cases. One printed pattern, drawwork lace patches, is an all-over reproduction of an unusual 18th century Dutch sampler. - Reprint from article by:- Vivian Brown in the Springfield, Mass. 'Daily News', May 26, 1976

**U. S. CENTENNIAL - 100 years Ago**

From: "The Centennial Post" Dec. 31, 1876  
 "Fashion has become almost a preoccupation for women of means, and they are spending vulgar amounts of money on shawls of Venetian and Belgian lace. Cashmere is another favorite fabric, and one Cashmere shawl from India displayed at the Centennial Exhibition in Philadelphia was valued at \$1,157.00."  
 (Contributed by Inez Rodefer, Virginia)

From: "Needlecraft Magazine" -- September 1926



Silhouettes  
suitable for  
crochet or filet

HELEN GRANT







## IOWA

A.C. O'Neill, Miss Mary, %Harvey Newman, 804 Geneseo St. Storm Lake 50588 Dec. 1970

## KANSAS

A.C. Levinson, Marilyn, 1430 McCain Lane--#336 Manhattan 66502 Jan. 1976  
 Warkentien, Ramona, 10220 Outlook Drive Overland Park 66207 Apr. 1976

## MARYLAND

Papish, Norma, 6405 Whittier Court Bethesda 20034 Mar. 1973

## MASSACHUSETTS

Bocker, Mrs. Eisa, 470 Riverview Drive Chatham 02633 May 1976

## MICHIGAN

Brownlee, Louise B., 3532 Halla Lane Birmingham 48010 Apr. 1970  
 Doyle, Mrs. Phillip, 1987 Hunters Ridge Drive Bloomfield Hills 48013 Apr. 1976  
 A.C. Jolin, Patti, 236 Stone Street Ishpeming 49849 Nov. 1973  
 A.C. Kwiatkowski, Mrs. Jane E.G., 1906 Deming #4 Mount Pleasant 48858 Mar. 1976  
 Lohmeyer, Elsie, R.R.#1-Box 690 Rothbury 49452 Apr. 1976  
 Ormsby, Rosa, 30031 Taylor St. Clair Shores 48082 May 1976  
 A.C. Saari, Leslie K., 477 Everett Milan 48160 Oct. 1975  
 Spence, Mrs. Lee, 15612 Alpine Drive Livonia 48154 Apr. 1976  
 VanThournout, Mrs. Albert, 22504 Millenbach St. Clair Shores 48081 May 1976  
 A.C. Wilson, Mrs. Marion E., 30640 Eleven Mile Road Farmington Hills 48024 Dec. 1975

## MINNESOTA

Almquist, Myrtle E., 430 Vicksburg Lane Wayzata 55391

## NEW JERSEY

Ebeling, Daryl A., 96 Franklin Street Verona 07044 Apr. 1976

## NEW YORK

Marsala, Frances E., 425 Leonard Blvd. New Hyde Park 11040 Apr. 1976

## NORTH CAROLINA

Lamm, Joan, Box 694 Roanoke Rapids 27870 Apr. 1976  
 Perkins, Kenneth W., Box 396 Elon College 27244 June 1976

## OHIO

Jeffries, Mrs. Edria, 33 Maple Street Canfield 44406 Apr. 1976

## OREGON

Larson, Mrs. Gladys M., 670 River Avenue Eugene 97404 Jan. 1974  
 A.C. Schmidt, Mildred, 2133 S.E. Orange Portland 97214 Nov. 1971

PENNSYLVANIA

|                                                  |                |       |           |
|--------------------------------------------------|----------------|-------|-----------|
| Botje, Mrs. Jacobus M., 244 Lenape Drive         | Berwyn         | 19312 | May 1974  |
| Currie, Sharon B., Rd. #1, Marlboro Springs Road | Kennett Square | 19348 | Apr. 1976 |
| Goodheer, Lee A., 1340 E. Strasburg Road         | West Chester   | 19380 | May 1976  |

PUERTO RICO

|                                     |       |       |          |
|-------------------------------------|-------|-------|----------|
| Rivera, Teresa H. de, P.O. Box 3451 | Ponce | 00731 | May 1976 |
|-------------------------------------|-------|-------|----------|

TEXAS

|                                              |             |       |           |
|----------------------------------------------|-------------|-------|-----------|
| Hall, Joanne M., 724 Thousand Oaks Ct.       | Hurst       | 76053 | Apr. 1976 |
| A.C. Rowe, Mrs. Gerald W., 374 Fenwick Drive | San Antonio | 78239 | Dec. 1975 |

VIRGINIA

|                                             |          |       |           |
|---------------------------------------------|----------|-------|-----------|
| Burley, Mrs. Carlton E., 8207 Metcalf Drive | Richmond | 23227 | June 1976 |
|---------------------------------------------|----------|-------|-----------|

WASHINGTON

|                                                                                                 |                            |                |            |
|-------------------------------------------------------------------------------------------------|----------------------------|----------------|------------|
| A.C. Cragun, Bertha, 3110 W. Lk. Samm. Pk. Wy., S.E. - Apt. 23                                  | Bellevue                   | 98008          | Sept. 1974 |
| Forsman, Doris L., 4537-14th Avenue S.                                                          | Seattle                    | 98108          | Apr. 1976  |
| Harvey, Mrs. Virginia I., P.O. Box 468                                                          | Freeland                   | 98249          | Aug. 1967  |
| Shomshak, Laura, 625 Fairhaven, W.W.S.C. - (until June 5th)<br>#10 Raft Island (after June 5th) | Bellingham<br>(Gig Harbor) | 98225<br>98335 | Apr. 1976  |

DENMARK

|                                                |  |  |           |
|------------------------------------------------|--|--|-----------|
| A.C. Ulriksen, Tove, Aagade 12, D.K. 4600 Koge |  |  | Oct. 1970 |
|------------------------------------------------|--|--|-----------|

NETHERLANDS

|                                                |           |  |           |
|------------------------------------------------|-----------|--|-----------|
| Soutendam, Mrs. Henny, Pauwenlaan 69, Den Haag | The Hague |  | Apr. 1976 |
|------------------------------------------------|-----------|--|-----------|

NEW ZEALAND

|                                                                       |  |  |          |
|-----------------------------------------------------------------------|--|--|----------|
| Shanks, Mrs. Kathleen, 29 Littlejohn Street, Hillsborough, Auckland 4 |  |  | May 1976 |
|-----------------------------------------------------------------------|--|--|----------|

CANADA

QUEBEC

|                                                         |          |         |           |
|---------------------------------------------------------|----------|---------|-----------|
| Marlow, Jean C., 4800 de Maisonneuve Blvd. W., Apt. 405 | Montreal | H3Z 1M2 | Apr. 1976 |
|---------------------------------------------------------|----------|---------|-----------|

ENGLAND

|                                                                                         |  |     |           |
|-----------------------------------------------------------------------------------------|--|-----|-----------|
| Burgess, Mrs. Joan, Moor End, Main St., Hawskworth, Guiseley, Leeds, Yorkshire LS20 8NX |  |     | Apr. 1976 |
| A.C. Rutgers-Massink, Mrs. M., 22 Marriotts Close, Felmersham, Bedfordshire             |  |     | May 1974  |
| Tolhurst, Mrs. R.J., 46 Surrey Square, London S.E.                                      |  | 2JX | Dec. 1974 |

Mrs. Mary Cole, Membership Chairman  
23955 S. W. 157th Avenue  
Homestead, Florida 33030

# Convention News

On August 3, 1976 the International Old Lacers' 23rd Annual Convention will be held at St. Francis Hotel, San Francisco and it is open to the public.

Demonstrations of bobbin, filet and point lace techniques and exhibit of lace made by the Bay Area Chapter of the International group will be held, during the day.

Evening lectures and slides will feature Kaethe Kliot, author of "Bobbin Lace by the Twisting of Cords", Jack Browning "A Man's View of Lace" Nancy Evans--"Needle Lace of Today"

Lace making has moved through hundreds of years from art form to cottage industry, to present day revival of interest. Demonstrations of traditional and contemporary lace and first time exhibits of lace collections will be shown at the museums and gallery visited on the Bus Tour.

## 1976 - CONVENTION BUS TOUR

The sponsored Bus Tour, to be held Wednesday, August 4, 1976, planned by Roberta Mack will include the first time exhibits of the lace collections at two museums.

(1) Palace of the Legion of Honor,  
14th & Clement

July 24 to Sept. 6 - 10 AM to 5 PM

(2) Lowie Museum, Dwinell Hall,  
University of California, Berkeley

July 1 to August 30, 9 AM to 6 PM

and the lace at Anneberg Gallery

2721 Hyde Street, August 4 - 28

Tuesday-Saturday, 12 to 5 PM

"LACE FORMS OF TODAY"

\* \* \* \* \*

## CONVENTION REGISTRATIONS TO DATE

57 have registered for the  
Annual Meeting

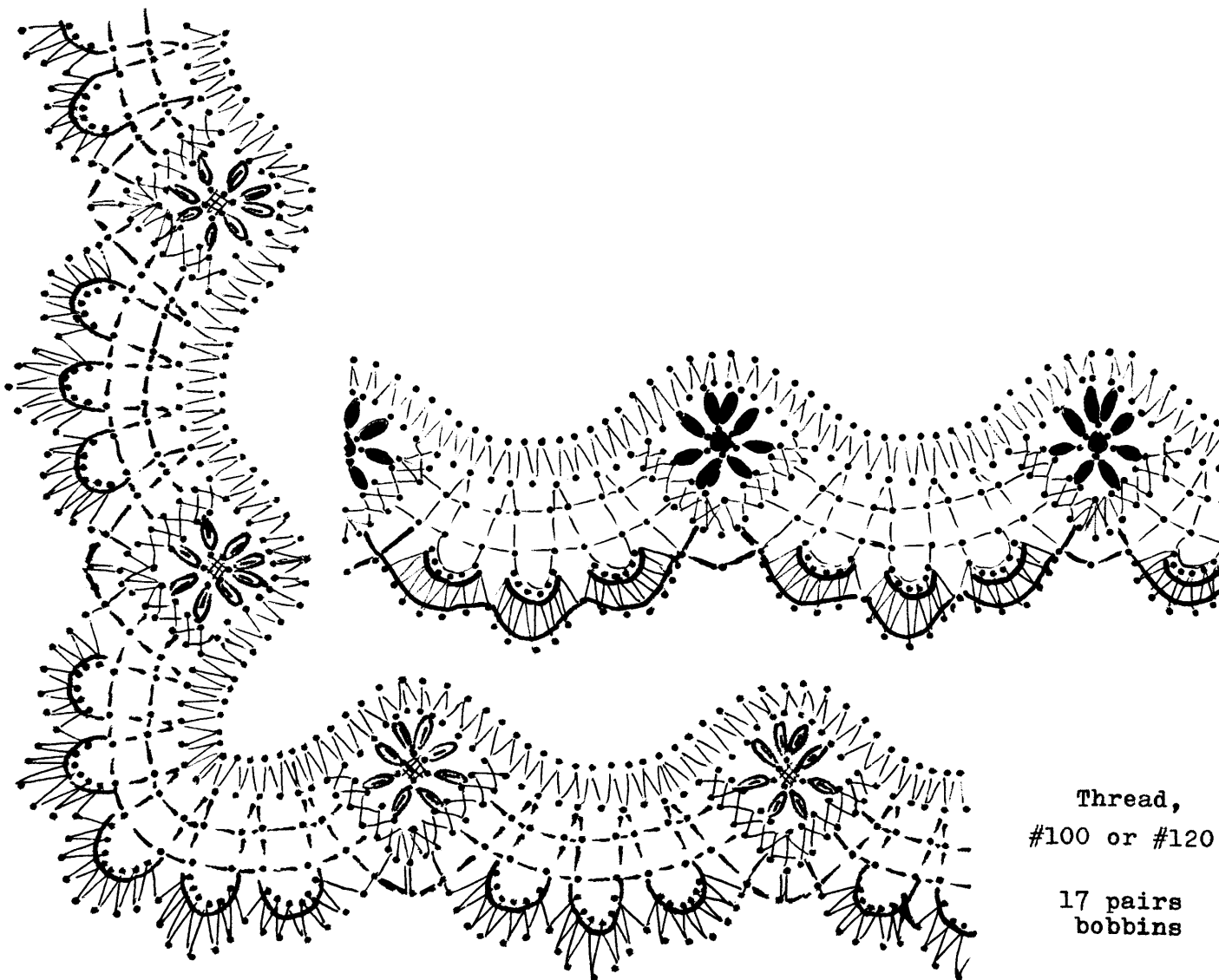
## WORKSHOP REGISTRATIONS

Gertrude Biedermann, 13 for Aug. 5

Kaethe Kliot - - - - 7 for Aug. 2

Nancy Evans - - - - 4 for Aug. 2

Dainty Bobbin Lace Edge with pattern  
for a straight edging and shaped corner  
by Gertrude Biedermann, California



Thread,  
#100 or #120

17 pairs  
bobbins

1/4 PAGE

SOLID LINE 1 COLUMN WIDE

DOTTED LINE 2 COLUMN WIDE

1" X 3 3/8"

1/8 PAGE

SCHEDULE for Articles  
and advertising copy

September issue---August 1  
November issue---October 1  
January issue-----December 1  
March issue-----February 1  
May issue-----April 1  
July issue-----June 1

1/2 PAGE

SOLID LINE 2 COLUMN WIDE

DOTTED LINE 1 COLUMN WIDE TO  
TOP OF SPACE ABOVE

In view of the rising costs of paper and printing, the Board of Directors has established new advertising rates -- effective with January 1976 Bulletin

1" x 3 3/8" --- \$2.00  
Eighth page --- \$4.50  
Quarter Page -- \$8.00  
Half page -----\$15.00  
Full page -----\$30.00

The above rates are based on CAMERA-READY COPY only. (Ads already set and sized, ready to be photographed.)

Reproduction of glossy prints(Half Tone)--\$6.00

There is a 10% discount on a contract basis, (6 consecutive issues) NO CHANGE IN COPY EXTRA CHARGE IF CHANGE IS MADE

ALL ADS PAYABLE IN ADVANCE

Make checks payable to INTERNATIONAL OLD LACERS mail with your ad to the Advertising Manager:---- Mrs. Mary Russo 129 Edinboro St. Newtonville, Mass.02160

(No ads printed unless payment enclosed with copy)