


THE

Shuttle

FALL 1961



DEAR GUILD MEMBER:

You will notice this Fall issue of the Shuttle is published in a booklet form. We have had many requests from weavers that we print this type of magazine so that all issues can be kept in a note book. We hope you like it.

"New Hope"

PATTERN

My Dear Weaver Friends,

Many times a weaving pattern brings a message. "New Hope" pattern carries my message to you. Look at illustration No. 1. When one is very ill, health is not regained quickly. It is a long, steady climb and there are periods when we just stand still and wait but eventually we reach normal again.

Notice the lines in the pattern that climb upward until they come to a waiting period and after a little they start climbing again until at last they come to the middle stripe where each throw of the shuttle is the same. The goal has been reached.

With me it has been like that. Periods of climbing upward and periods of waiting. I am much better but I have considerable climbing to do yet. January & Wood asked me to "carry on." It would be impossible without Mr. Cripps' help. The 2 harness pattern he weaves on the large rug loom which is still much too heavy for me. The 4 harness patterns I weave on a smaller, lighter loom.

For the "NEW HOPE" pattern I used an 18 dent reed. That is the finest reed that can be used with carpet warp and not have trouble with knots. You can vary the pattern so much by using different treadling. I am submitting 4 pieces illustrating this. I am hoping you will work out some of your own.

Also the pattern can be enlarged so easily by adding extra groups in each of the three sections or by repeating the center section "A B" to make up the width you want.


The pattern is threaded to the center and then back in reverse which gives a different appearance than by threading the pattern according to sections or pattern repeats as is usually done. If you have not used this method, it will open up an entirely new field to you.

I am hoping to be able to keep climbing so that I can continue to make patterns for "THE SHUTTLE." I thank you all from the bottom of my heart for the dozens and dozens of letters and "Get Well" cards from all over the United States. "THE SHUTTLE" surely covers a wide territory. January & Wood customers must be the finest folks in the world. Friends are the most valuable gift of life.

Yours Very Sincerely,

Alice K. Cripps

"New Hope"



NO. I



treadle
 1 and 2
 2 and 3
 3 and 4
 4 and 1
 center 1 and 2


USE TABBY

NO. II



1 and 2—4 times
 2 and 3—4 times
 3 and 4—4 times
 4 and 1—4 times
 3 and 4—4 times
 2 and 3—4 times

USE TABBY



NO. III

NO. IV



1 and 2
3 and 4 **NO TABBY**

3 and 4 2 and 3
4 and 1 1 and 2
1 and 2 4 and 1 **NO TABBY**

“Santa Claus Special”

Alice K. Cripps

Let's face it—if we are going to build up a nice stock for our Christmas trade, we must start NOW. Here are four rugs which are a little extra fancy.

Rug “A” is blue and white filler wound together on the same shuttle—the white is from an old sheet. One weaver used old blue jeans and sheets in this way to make large rugs for a blue bed room which worked out exceptionally well.

Rug “B” Bright red Maysville Heavy rug filler. This is just the plain weave but notice how the colored stripes have a raised effect which is very different.

Rug “C” alternates the Maysville Rug yarn with the Homecraft Soft-spun Rug yarn in two shades of green but any color could be used alternating the light and dark shades.

Rug “D” is your masterpiece—too pretty to use on the floor so our customers use them on cedar chests, chair backs and as table covers. Wind 3 shuttles—one with white Maysville Heavy rug filler, one with variegated Homecraft Softspun rug yarn (black, white and red) one with plain red Homecraft Softspun.

Put in one throw of white, follow this with one throw of variegated, then one throw of red, then another throw of variegated and you are back to the start. Repeat this over and over for the length desired and finish with one throw of the big white. Watch your edges carefully when weaving with the three shuttles that you get your filler caught in properly, with the proper threads going over each other.

Santa Claus will be very proud of this and once you learn to use the three shuttles, you will have developed a technique for combining different kinds of yarns or putting threads and rags together in a way that you will be able to use to an advantage ALWAYS.

Santa Claus likes small gifts too so use some of your tan carpet warp for filler and make some place mats and runners. We are very partial to the Maysville Tan warp. It is such a fine linen color and of such good quality that we use it for many different articles.

The green and white knitting bag No. 1 is especially good. Notice the handles are made from two twelve inch rulers bought at the Dime store. They have holes bored in them to attach the bag. Knitters have to measure their work often and appreciate having the rulers handy.

Knitting Bag No. 2 is so easy to make. It is just plain weaving using two colors, black with a colored center panel is most attractive. By folding your material in the center, you have just the right size for your bag as your weaving naturally draws in some.

We are giving you the pattern for the simplest bag handle to be made in a small woodworking shop that we have ever seen as the slot for attaching the bag and the opening for the hand is all in one.

Now if you make these small rugs which can be used for many different things besides rugs, your place mats and runners and the two knitting bags, you will have a fine addition to your rug business for the Christmas trade. For large rugs just warp up more sections. You will find the "Santa Claus Special" pattern very adaptable for putting something new before your customers this Christmas.

ALICE K. CRIPPS

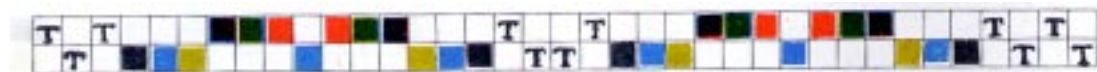
"Santa Claus Special"


PATTERN

15 DENT REED 2½ INCH SECTIONS

37 THREADS - 1 SECTION


10 SECTIONS = 25 INCH
TOTAL WIDTH OF LOOM






Knitting Bag No. I
Alternate Green and White
Homcraft Soft Spun

**“Santa Claus”
Special
Pattern**



Knitting Bag No. II
4 1/2" — Black and Gold
Homcraft Soft Spun
4 1/2" — Variegated
4 1/2" — Black and Gold
fold in center

**“Santa Claus”
Special**



Place Mats and Runner
“Santa Claus”
Special
2 Harness Pattern

**Place Mats and Runner
Tan Carpet Warp
for Filler**

- 11—Tan Threads
- 4—Black Threads
- 6—Blue Threads
- 4—Yellow Threads
- 4—Red Threads
- 4—Green Threads
- 4—Brown Threads

37 Total

Rug "A"
Blue and White
wound on same
shuttle

Rug "B"
Red—No Tabby

Rug "C"
Green—2 shuttles
Alternate Maysville Rug Filler
and
Homecraft Soft Spun
dark and light colors used together
give better results


Rug "D"
Use 3 shuttles
White Maysville Heavy Rug Filler
Variegated Homecraft Rug Yarn
Red Homecraft Rug Yarn

Weave 1 throw—White over
1 throw—Variegated and
1 throw—Red over
1 throw—Variegated
end with 1 throw White


Santa Claus

Special

PATTERN




Rug "B"



Rug "A"

Rug "C"

Rug "D"



Section from Our Readers

ANSWERS QUESTIONS FROM SPRING 1960

Eleanora G. Reed of Pennsylvania writes, "I have just finished a 15 foot runner in blue and white rose path design and have 2 more to weave—all 3 for the same lady who lives in Virginia. She saw my rugs in my daughter's home in Virginia and sent me this large order, the largest I have ever received. The runner turned out beautifully, as to appearance. As to weight, they are very soft and heavy to the tread. The material is long strips of cotton jersey, furnished by her. Did I ever tell you I use Maysville warp exclusively? I have practically no broken threads to repair with Maysville brand warp. In this whole 15 foot runner, I had no broken thread whatever.

Since writing you before, I have secured a 14 inch, 2 harness Nilec loom, table model, on which I am weaving a wool scarf. I have already woven 3 all wool scarves, for gifts and to order as I am told a wool scarf is hard to find now. I did not investigate, I am merely repeating what I was told. My husband made me a sectional warp beam for the Nilec which takes care of a tension problem which I encountered on weaving with the small diameter roller (with pegs, I mean). My husband pegged it so I could use my warping equipment. I have also a Peacock camp loom and he has improved it in the same manner so that one warping plan works for all my looms. I like to make mats on the Peacock loom.

I am sorry to have overlooked the questions in the Spring of 1960 Shuttle and will answer them herewith:

(1) My loom is equipped with cotton tapes and metal holders for the knotted warp bout or threads in a section and these tapes are long enough to bring the knotted cord of the old and new warps clear up to the heddle frames . . . so I worked through the heddles and I wove a shopping bag after completing a rug. The knots came to the tips of the fringes of the bag on the old warp and I started the new piece with enough length for the fringe. The loss was almost nothing but in the row of knots. This can be done, of course, only if one ties in the new warp keeping to the old pattern. For a new threading, there will be some waste and the problem of thrums. I save mine for handbag handles, etc. I was interested in the suggestions for their use.

(2) I have warped only one way to date—from back to front.

(3) By Guild labels (Maysville) and by church bazaars.

(4) Yes, I do agree.

(5) Yes, once and am planning to do it again—with this letter.

(6) Oh, yes—sometimes their material is unrecognizable it has become so attractive. A customer last week was so amazed at the beauty of her rugs she said, "I'm going to sew more rugs now!" I am very careful to arrange colors and designs of the strips so that they harmonize into a lovely rug.

(7) Yes, I weave now as a hobby and for pin money later. I am still investing in materials and equipment.

(8) I have been asking \$1.00 a yard. I have wondered whether or not it is enough for pattern weaving.

(9) Yes, I am accumulating the rayon Kentucky all purpose yarn for a patterned bed spread. Tentatively, I plan to use the whig rose pattern.

(10) Weaving is the very best and most profitable *home* handcraft that I can imagine.

The enclosed .25 is to insure my receiving the next shuttle which I wouldn't want to miss. I am grateful to Mr. Williams for the rose path threading—I'm weaving a lovely all-over flower design now in black and white. Each flower is inside a diamond."

NEW WEAVER WITH A QUESTION

Miss Petersen of Ohio would like to know how you sew rag rugs together. She has just made enough rug for a 10x15 ft. room, so any weaver that wants can send her the proper method in care of the Shuttle.

KEEP THE SHUTTLE COMING

Mrs. Olga Enger of North Dakota says she receives the Shuttle and hopes it will continue as it means so much to a weaver to read about other weavers. Mrs. Enger quotes the old saying, "Two heads are better than one," but says all the weavers heads in the Shuttle are better than anything.

Some further quotes are "I re-warp the same as Mrs. Elizabeth Park of Ohio, weave as close as I can then tie the new warp to what is left in heddles and reed. Then pull through till all knots are past where I start the new rug. It saves time.

I am so pleased with Maysville warp. I would not use any other and I try to tell other weavers to do likewise.

I have 50 yards of new warp on the loom now and ready to go again. There is room for a lot of new weavers, so many people want hand made rugs. They lay flatter and last years longer than the others."

PURCHASES NEIGHBOR'S LOOM

My neighbor moved to Florida writes *Mrs. Arnold Schubbe of Minnesota* and I purchased her loom. This was the beginning of a very busy year as all the orders that can be filled have been received.

Mrs. Schubbe says she found a use for thrums. "I had an oil dust mop, which was worn out, so I took the handle which had a strong spring shaped in an oval. It had a sort of latch which let you slip off the mop. I sewed a double strip of heavy denim material, long enough to cover the oval spring. I took the thrums and laid them across this denim strip as thick as I would like for a dust mop. I sewed them through on the machine, opened the latch on the handle, slipped the hemmed denim on the spring oval, and latched it. I had a good dust mop."



Mrs. Arnold Schubbe

PLAYS HOOKY: WEAVES ONE DAY A WEEK

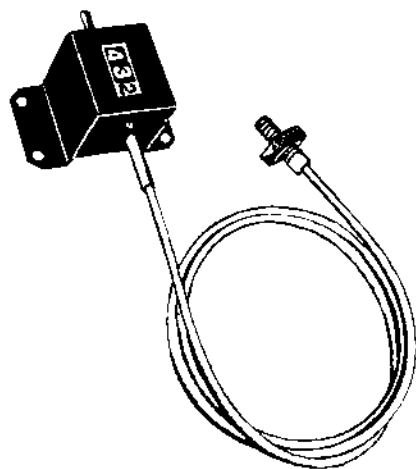
Mrs. Cevaal of Colorado writes: I received your last 2 issues of the Shuttle when I joined the Guild recently. Enclosed is my quarter for the Spring issue.

Though I've had my loom for ten years, it wasn't till last fall that I began making carpets for sale. I have, at this time, (since last October) purchased 200 skeins of the Maysville Rug Filler. I put five skeins into each carpet and weave them in double thickness, using four harnesses. The carpets sell for \$6.95. With my other household tasks, the most I can make are 2 carpets a week. One of these is sold each week through the bingo games held locally. Others I sell to friends or people who hear of the carpets. So far, I haven't advertised at all.

All these years I've thoroughly enjoyed working on my loom. The family and friends have all received carpets I've made as gifts, until I believe they have more than they can use. That was the reason for my selling them at present.

With no actual study of weaving I have taught myself what little I know. My mother had a home-made loom when I was a child and in those days she sold rag carpets at 50c a yard, furnishing her own materials.

Everyone loves the filler carpets I made. I only feel bad when I see friends not taking care of them and laundering them as they should. My own carpets last for years. The first one I ever made 10 years ago is still in use. One rag carpet, used constantly in my kitchen for 10 years has been re-woven twice and is ready for a third. The day I set aside for weaving I feel as though I'm playing hooky because I love every minute of it.



LEON CLARK, P. O. BOX 216,
LONACONING, MARYLAND.

This Warp Roller Counter is not necessarily recommended by the Maysville Guild. However if you are interested, it is suggested that you write Mr. Clark, giving the name of your loom.

FOREST RANGER FINDS TIME FOR WEAVING

We have received a very interesting letter from *Mr. Neil Power of California* that says "This is the first letter that I have written to you even though I have been weaving and reading the Shuttle for over ten years. I have used Maysville warp and weft for many projects in that time and one of the original rugs I made ten years ago is still in good condition although a little faded. I have just finished about one hundred pot holders woven with Maysville warp and rug filler. These were woven about 8 inches square and have sold very well. Many different designs and patterns can be used but one advantage of a tight pattern is that the handle of the pot won't sneak through and burn your hand.

Recently I needed some more bobbins and made them myself as follows: Use $\frac{3}{8}$ inch dowel material the length required, drill a hole through the center (this is not too hard on a drill press) and slip $\frac{3}{8}$ inch washers over each end. A little model airplane cement around the washers will help hold them.

Sorry I don't have a picture to send. Your readers might like to know that I am a ranger by profession and that weaving is just the hobby I needed for creative expression and also some spare change.

ENJOYS THE SHUTTLE


Mrs. Myrtle Van Brunt of Wisconsin writes and states that she has a two harness loom and weaves for other people always finishing the rug with a hem or a tied fringe. She has been charging a dollar a yard for 27 inches and used different colors of warp.

THANKS FOR THE PRIZE MONEY

Mrs. E. H. Borg of Iowa writes, "Dear Mr. Adair: Thank you very much for the prize money and warp that I received this week. I shall use the warp to weave something in a very special rug for next year's fair and maybe it will be first next time.

My rug this year was a double weave with 2 stripes of different colors on one side and 2 different colors on the other side. It was a challenge to weave. I also used Maysville Rug Filler.

I am enclosing a picture of myself at my loom. The bamboo curtains in the back I wove also.



SOME INTERESTING INFORMATION

Mrs. Blanche Roth of Ohio enclosed .25 for the next 2 issues of the Shuttle and says thanks for the helpful magazine. She goes further by saying weaving is such an interesting and satisfying hobby and finds family and friends like the way she finishes her rugs with bound ends.

Mrs. Roth shares her method by saying, "I weave 18 throws of some color in the warping (say, red warp) then 14 throws green and again 18 throws of red, total 50 throws of warp. Then proceed to weave the rug the length desired and end with the same colors and throws as you started with separating the rugs while on the loom, I use yard sticks. When my rugs are taken off (after weaving 7 or 8 rugs depending on the length) I finish on the sewing machine. The ends of the warp about 1½ inches are turned under and sewn down on the sewing machine then the strings are turned in as if you were making a hem and sewn down extra good

on each end. My sewing machine sews backwards and forward so that makes it very easy.

I try to make every rug the very best I can and I would like sometime to learn how to use the pretty patterns you show in the Shuttle for a four harness loom."

Mrs. E. H. Borg

A NICE PROFITABLE PASTIME

Mr. Harry Tongren of Illinois sends a picture of his shop and says he has been using Maysville warp and filler for many years and finds it superior to any other warp. He states it is even in texture, strong, and no knots, full 800 yards per tube; in other words, he thinks it is top quality.

Mr. Tongren has 2 looms and both he and his 74 year old wife are very happy to be able to weave. Last November and December they sold over \$250.00 worth of rugs and table mats, just finished a \$36.00 order for rag rugs and have another order for about \$25.00 waiting. Mr. Tongren gets \$1.35 a yard for white warp and \$1.50 a yard for colored 27 inches wide.



Mr. Harry Tongren

WINNING RUG 1960 STATE FAIR

Mr. and Mrs. Arnold Treichler of Wisconsin failed to send a picture of themselves but did show the prize winning rug. In the background the picture shows a Badger inspired by membership in the Badger State Hobbyists Club.

It is of interest to note that Mr. and Mrs. Treichler used a latch hook and took 20,200 pieces of 16 to every square inch of Kentucky Soft Spun Rug Yarn.



WINNING RUG
1960 STATE FAIR

SECTIONAL BEAMING FAVORITE METHOD OF WARPING

Marian and Elizabeth Maher of New York write and say that they have been weaving for fourteen years. They also mentioned that weavers in that area receive \$1.50 to \$2.00 per yard for weaving.

The Mahers use thrums to make designs of tufts in the borders of rugs. They cut them about 3 inches long and lay in weft under five or six warp threads. They also use long ones singly to weave in with nylon stockings to keep the rug from stretching sideways when washed.

THERAPY FOR HOUSEWIFE'S FRUSTRATIONS

Evelyn Thompson of Ohio writes, "I would like to express my appreciation for the pleasure I receive from reading all the letters in the Shuttle. It is a red-letter day for me when I get my copy. The letters are always helpful and informative. I always pick up hints that I can put to good use, and I especially enjoy the letters from older ladies.

I am a beginning weaver, having had my Union 2-harness loom just a year. I had no instruction except the book that came with it, but made a rug the first day I had it and managed to warp it when necessary. I live in the

country and have seven children, and have made many things for my own use that I could not have afforded to buy. I have sold enough rugs this year to buy all the warp and filler I have used, and have acquired a lot of valuable experience as well as a world of enjoyment. My work has all come from word-of-mouth advertising but I feel that I am capable enough now to do some newspaper advertising.

I made 18 throw rugs for one customer, and 10 for another, as well as smaller orders and single sales. My greatest compliment was being asked to weave a rag rug 9 feet square, for a new colonial house built here last year, to be used under the dining table and chairs in the lovely family room with exposed beams, fireplace, pegged cherry floors and antique furniture. The lady had me use gold and brown stripes for the warp, and all hit and miss rags because she wanted it to look old. It fitted in beautifully with her decorating scheme.



Evelyn Thompson

My weaving has been wonderful therapy for a housewife's frustrations, and I can clearly see why it is used as therapy in mental institutions. My husband says my disposition is much improved since I began weaving. It is very soothing to frayed nerves to have something turn out neatly and exactly as planned, as well as being attractive and unlike housework, *it stays done*. I like to use colored warp and I look forward to a lifetime of working out different stripes and patterns that add so much to any kind of rags or new yarns.

I was very sorry to read in the last issue of the *Shuttle* of Alice K. Cripps' misfortune, and will miss her sorely. Her "Adventures in Weaving on a Two Harness Loom" has been a great inspiration to me. I have also borrowed several books on weaving from our state library, and intend to keep studying the art of weaving.

My husband enclosed a small unused porch for a weaving room for me—just 6 x 12 ft., but so handy, and it holds my loom and bench, long cutting table, portable sewing machine, built-in cupboards and shelves, and I am sure you can guess it holds cardboard boxes of rags. At least he doesn't fall over them in the bedroom any more. It means a lot to me to have everything handy and in my reach.

I want to tell all your readers about a use for thrums that I used last Christmas for pretty decorations. Blow up balloons, any size or shape. Pour undiluted laundry starch into a dish and saturate

lengths of warp, the more colorful the better. Wrap these lengths, one at a time, around and over the balloon, any way you choose, enclosing the pin in the balloon and pull it out through a space in the remaining framework. These make a graceful, colorful, airy ornament and I sprinkled them with glitter and hung them from the light fixtures with a regular tree ornament on the bottom, giving it a finished look. These are very attractive and caused a lot of comment from our holiday visitors. I also decorated the children's gifts for their school friends with pairs of small boy-and-girl string dolls made from colored warp. They later wore them on their coats.

My best wishes to all for years of happy weaving, and keep the *Shuttle* coming."

WEAVER ENJOYS THE SHUTTLE

Mrs. Andy Kovach of Ohio says "Ah! What a nice way to spend the time after the mailman has been here. I read every word in the *Shuttle* and a lot of questions are answered. I have a two harness loom that I just did plain weaving on till the *Shuttle* gave out with variety in patterns. Now my family can't wait to see what I will weave next. Mrs. Kovach used to throw her thrums away but now, thanks to the people that have sent ideas in to the *Shuttle* she makes shaggy pillow covers. She also has tried other warp but states the best is Maysville Warp.



by *Mrs. Orrin H. Amsden*

HOME MADE LOOM BY MAN OF THE HOUSE

The covering on the davenport which is shown in the picture was woven by *Mrs. Orrin H. Amsden* (of *New Hampshire*) from $\frac{1}{4}$ inch wide prints in all colors. *Mrs. Amsden* sitting on the davenport says that her husband made the 2 harness loom.


She states that she has made many lunch mats and bags as shown in the picture. Right now she is using brown and gold Maysville warp and green, gold and brown Homecraft yarn.

A WAY TO HELP PAY THE DOCTOR BILLS

Burdened with extra doctor bills, *Mrs. Bert Bosmar* of Iowa decided a good way to earn some money was by weaving. She started with a 4-harness weaver's delight fly shuttle loom warped with 2 colors of Maysville Warp.



Mrs. Bert Bosmar



The Darwin Rug Works



LOOM ADDS TO BEAUTY OF ROOM

Mrs. Alice Boyer of Rhode Island is a self taught weaver and likes to get many different ideas from the Shuttle.

WEAVING IS OUR BUSINESS

The Darwin Rug Works of Illinois turns out top quality work. They have 3 looms in operation, 2-two harness and a four harness. 95% of the weaving is done on the two harness loom and they use many patterns from Mrs. Cripps' "Adventures in Weaving."

To make it easier to warp the looms from the front they make a creel that will hold enough spools of warp for a rug 30 inches wide and 12 threads to the inch. The warp beam on the loom holds 700 yards of carpet warp. It takes about 4 hours to tie and wind that amount on the loom. The beam counter counts to 9999 and it subtracts as the warp is used up. On the other 2 looms the warp is changed frequently so 60 yards of warp is put on them.

They get 3c per inch for plain weaving. They put a checkerboard border in the rugs at no extra cost. The checked border is a sort of trademark as no other weaver near there weaves that pattern. When they use 2 shuttles for pattern weaving they get 4c per inch. All the rugs they make with 4 ply rug filler are pattern woven. They get 10c per inch for them. All the colored warp and rug filler they use is fast color. They either tie a fringe or hem all their rugs. When they leave the shop they are ready to use. When they prepare the rags they charge 3c per inch making 6c per inch for plain weaving.

CHILDREN COME VISITING WEAVER

Mrs. Forest Elliott of Indiana writes and says that an interesting experience happened to her last Spring. She had been weaving for one of the teachers of the local school and the teacher asked if she could bring her class out to see her workroom for a demonstration lesson on weaving as they had been studying about weaving in school. When the day arrived there were about two teachers with two classes of children who were very much interested, especially the smaller children. Twenty-nine of the children wrote letters to thank her for letting them come to see her weave and one child asked a question that could not be answered by her. It was "when was the first loom for weaving made and where?"



Mrs. Forest Elliott



Mrs. Ella Anbuehl

38 YEARS OF WEAVING

Mrs. Christine Peck of Wisconsin writes a very interesting letter stating she is using the same loom that was purchased in 1923. Mrs. Peck started weaving when her youngest son was 1½ years old and oldest 12 with 4 boys in between. Now the family is grown and Mrs. Peck is 72 years old but she continues to weave about 3 rugs 1½ yards each in one day.

KNOWS HOW TO SATISFY HER CUSTOMERS

Mrs. Ella Anbuehl of Illinois says she is on the 3495th rug since 1913. She mentions that the clark counter is a very big help and is always anxious to read about what to charge for weaving. Mrs. Anbuehl says she charges from \$1.10 to \$1.20 per yard for a 28 inch width depending on the material used.



Mrs. Carrie Brooks

A SHORT LETTER

Mrs. Carrie Brooks of Indiana writes and sends two pictures stating that she has been weaving since 1945 and been kept very busy. One of the looms that she owns has been in her possession since 1926.



WEAVING ON AN OLD FASHIONED LOOM

We are happy to show 2 pictures, one of the old fashioned loom and one of a prize winning rug.

Mrs. Mary Bernhardt who is shown sitting at the loom is a comparatively new weaver. However, she finds it a fascinating business and has used radio advertising and word of mouth to sell many rugs. Mrs. Bernhardt has 2 looms over 100 years old but at present is only using one.



Mrs. Mary Bernhardt

prize winning rug,



MAYSVILLE CARPET WARP
is guaranteed **800 YARDS**
on **EVERY TUBE.**



MAYSVILLE RUG FILLER
is guaranteed **75 YARDS**
to the skein and **ALL COLORS**
are **GUARANTEED WASHABLE.**