

T H E   W E A V E R ' S   Q U A R T E R L Y


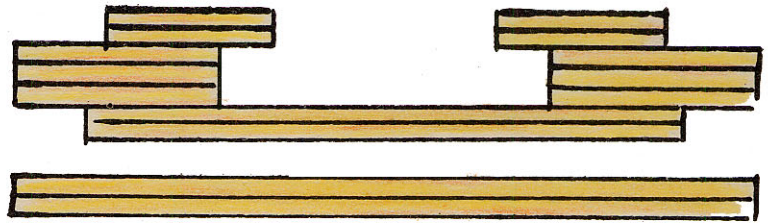

Kate Van Cleve

Volume 4    Number 2


April 1938

Copyright  
1938  
Kate Van Cleve

FINNISH DESIGNS  
FOR LAID-IN WEAVE



FINNISH CURTAIN MATERIAL I  
MADE IN LATVIA



NATURAL

GREEN NATURAL  
GREEN NATURAL  
GREEN NATURAL  
GREEN NATURAL  
GREEN NATURAL  
NATURAL  
GREEN  
NATURAL

GREEN

GREEN BLUE GREEN  
GREEN BLUE GREEN  
GREEN BLUE GREEN  
GREEN BLUE GREEN  
GREEN BLUE GREEN  
GREEN BLUE GREEN  
GREEN BLUE GREEN  
GREEN

BLUE GREEN  
PLAIN WEAVING

BLUE GREEN ON  
OPPOSITES

NATURAL

TAUPE  
NATURAL TAUPE  
NATURAL TAUPE  
NATURAL

TAUPE.

TAUPE DARK BROWN  
TAUPE DARK BROWN  
TAUPE DARK BROWN  
DARK BROWN  
TAUPE  
DARK BROWN  
TAUPE  
DARK BROWN  
TAUPE

DARK BROWN  
PLAIN WEAVING

DARK BROWN ON  
OPPOSITES

## FINNISH WEAVING

At the February meeting of the Weavers' Guild of Boston, Miss Edith Fisher, who is the proprietor of the Thread and Needle Shop on Boylston Street, told us of her travels in the Scandinavian countries. Much of this time she spent looking for handloom weaving to sell in her shop.

She always plans to end her journeyings in Finland where she has the opportunity of living in the homes of native people and has come to feel that the Finnish people have found the peace and joy in their work which leads to originality. The happy color schemes taken from nature can be seen in all of their weavings; the blue of larkspur, the greens of grass and trees, with the soft brown earth shades.

In this enterprising country there are three women who lead in the planning and the selling of these lovely materials, one of whom guides the group who weave curtain materials. These are mostly cottons, dyed in fast colors imported from Germany, and rayons. A second group, in charge of another of these women, specializes in upholstery materials, and the third in tapestries.

Miss Fisher kindly permitted me to go over all of her samples and allowed me to pick out a collection that I felt would illustrate the several different types.

### Curtain Material I

This comes in soft cool colors that would be lovely for summer curtains in a city home with the blue, green and tan Persian rugs; or in a summer home with pine panelling.

Warp:- A very fine mercerized cotton warp of natural color, 32 threads to an inch. Use a 16" dent reed threaded 2 threads through each dent. The colors are grouped in wide bands across the material as follows. (see illustration).

## Finnish Weaving (Continued)

Weft:- A dark earth brown  
Light taupe  
Natural, like the warp  
Green blue  
Green of the foliage  
Natural like the Warp

Weaving:- Plain weaving with some irregular pattern in green laid-in embroidery weave in the brown, taupe and natural band. This piece of material is 30" wide, and Pattern number 1 of the Finnish Design sheet was used. Two of these designs are used in this width,  $5\frac{1}{2}$ " from each edge leaving a space of about  $4\frac{1}{2}$ " in the center.

Instead of using the plain weave sheds, as in our regular "Laid-In Weave", use 1-2 together and put in 2 rows of the plain weaving. For the return row use 3-4, then 2 rows of the plain weaving; continue using 1-2 and 3-4 alternating for this laid-in pattern.

(Quarterly January 1935 -- Directions for Laid-in weave.)

### Curtain Material II

This is a broken twill weave throughout the entire piece in glowing hues of copper, wood brown and warm yellow.

Warp:- 36 threads to an inch and is 56" wide, though any width could be used. The colors in this warp are arranged as follows:

Finnish Weaving (continued)

8" of very light tan warp, or deep natural

7 $\frac{3}{4}$ " light copper

18 $\frac{1}{4}$ " of the light tan or deep natural for the center  
of the curtain

7 $\frac{3}{4}$ " light copper

8" of very light tan warp, or deep natural

Weft:- The materials are fine mercerized cotton in the following colors: deep copper, very dark brown, medium copper, light taupe and light tan. Rayon in orange and yellow, the rayon being much coarser than the rest of the materials.

Finnish Weaving(continued)

Weaving:-  $\frac{1}{4}$  inch deep copper  
1/8 inch light tan  
9/16 " very dark brown and deep copper alternately  
1/8 " light tan  
5/8 " medium copper - 2 threads and orange rayon -  
1 thread alternating.  
1/8 " light tan  
1/2 " orange rayon  
1/8 " light tan  
5/8 " yellow rayon and light tan alternating  
2  $\frac{3}{8}$  " light tan  
2 threads medium copper  
2 " light tan  
2 " dark copper  
2 " light tan  
2 " medium copper  
4  $\frac{5}{8}$  inches light taupe  
3/4 " light tan  
1/4 " light taupe  
5/8 " light tan

This makes about  $12\frac{1}{4}$ " for one repeat of the pattern.







## ROSE PATTERN

We have used many of the old colonial patterns threaded in the diagonal manner. There is a second group of colonial patterns treadled in the rose design, large roses interspersed with small roses. While some of these drafts have been given in the past, no special mention has been made of it. The variation of the whig rose pattern taken from the Rebecca Hewitt coverlet and used as a wall hanging design in the Quarterly of April 1936 is an example of this type of pattern. This has the large rose and four small ones between.

This pattern would be so lovely for baby blankets, using white afghan for warp and binder, with pompadore or shetland floss for pattern in soft shell pink which would make the pink roses stand out against the white background. I am giving directions for a blanket about 32" wide.

Materials: 1 lb. afghan for warp -- 1 lb. pompadore for weft.

Warp: Warp chain 1290 threads of afghan, 4 yards long.  
20 dent reed threaded 2 threads in a dent, also  
2 threads together in each heddle.

This will make two blankets fifty or sixty inches long if both are woven and taken from the loom together.

Threading:-	1 repeat A through D	-- -- --	182 threads
	4 repeats from B through D	--	280 "
	Thread a heddle on No. 1 and		
	reverse beginning with D thru A	--	<u>183</u> "
		Total --	645 "

Weaving:- First weave 2" of plain weave with pink wool to fold back and hem. Follow the treadling on draft beginning at the upper right corner of draft -- read down --

This brings a small rose in the corner.

Continue with these repeats of pattern ending by adding from y - x to finish second end.

## WOOLS FOR BABY THINGS

Afghan:- A very fine wool -- 7000 yards to the pound. Especially good for warp for thin light-weight baby blankets. Fabri may also be used for warp.

Glendown:- An Australian worsted yarn as fine as Saxony but not twisted so much, having 3700 yards to a pound. It may be used for a fine light-weight blanket. Use a very loose weave. This yarn should be used for weft, with Afghan for warp.

Germantown:- A worsted yarn made from Australian wool having 1200 yards to a pound, usually 4 ply. It may be used both for warp and weft for coat material or for thick, warm blankets.

Afghan Zephyr:- Similar to Germantown but heavier and having more body, 1350 yards to a pound.

Knitting Worsted:- A 4 ply worsted somewhat heavier than the 4 ply Germantown we all know. It comes 1100 yards to the pound and may be used for knee rugs or camp blankets.

Miro:- 3000 yards to the pound. A fine wool yarn with a thread of rayon twisted with it. Almost as fine as Saxony and may be used as weft for fine light-weight baby blankets.

Pompadour:- A soft, very loose twist wool yarn with a fine rayon thread around it having 2400 yards to a pound. The rayon thread gives it a glow that is very attractive when woven. It is best used for weft.

Shetland Floss:- A worsted yarn with a loose twist, having 2200 yards to a pound. This may be used for both warp and weft.

Saxony:- A fine quality 3 ply wool, 3600 yards to a pound -- may be used for either warp or weft; but it is rather expensive to use for warp.

Yorkshire:- An Australian worsted, 2700 yards to the pound. A very sturdy yarn for any baby things requiring hard wear.