

WARP & WEFT

VOLUME IV

NUMBER 9

JULY, 1951

THE WEAVING BOND TRANSCENDS DISTANCE BETWEEN NEW NAMES & FAR PLACES

THE FOLLOWING REVIEW IS SENT US BY MRS. ESTHER DOWNS OF MINNEAPOLIS, MINNESOTA:

"WEAVERS WITHIN REACH OF THE UNIVERSITY OF MINNESOTA AT MINNEAPOLIS THIS SUMMER ARE VERY FORTUNATE AND PRIVILEGED PEOPLE. FIRST, THERE IS AN EXHIBIT OF THE WORK OF AMERICAN CRAFTSMEN ON DISPLAY AT THE UNIVERSITY GALLERY. TEXTILES WOVEN BY THE ABLEST OF AMERICAN WEAVERS FURNISH THE BACKGROUND FOR CERAMICS AND METAL, AND THE WHOLE IS A MOST SATISFYING EXPERIENCE.

THERE IS A SMALL WHITE, BLACK, AND GOLD TAPESTRY IN A MODERN DESIGN BY ANNI ALBERS. MARIANNE STRENGEL EXHIBITS FOUR LENGTHS OF DRAPERY AND UPHOLSTERY--AN ORANGE AND GOLD DRAPERY WITH WARM COLORING AND SUBTLE STRIPES; ANOTHER WHICH SHE RIGHTFULLY CALLS "WILD RICE," WOVEN ON A WHITE WARP WITH WEFT THREADS OF SMOOTH BLACK AND NUBBY WHITE. HELEN KRAMER'S "GOLD OMBRE" IS A GOLD TEXTURE WITH AN ELUSIVE STRIPE WHICH IS PATTERN AND STILL NOT PATTERN. THERE IS A BEIGE SCARF BY BERTA FREY, WITH TINY YELLOW FEATHERS WOVEN INTO THE BORDER--A TRIFLE EXOTIC, BUT NICE. DOROTHY LIEBES PRESENTS SAMPLES IN TONES OF GREY, WHITE, AND BLACK WITH UNDERTONES OF METALLIC. TO SHOW THAT SHE

HAS NOT FORGOTTEN THE APPEAL OF COLOR, THERE IS A RED, GREEN, AND BROWN PLAID WITH THE INEVITABLE METALLIC TOUCHES. LILI BLUMENAU'S YELLOW AND GOLD UPHOLSTERY IS VERY EXCITING; PERHAPS SENSATIONAL RATHER THAN PRACTICAL. ROBERT SAILORS HAS A MOST IMPRESSIVE DISPLAY OF UPHOLSTERY AND DRAPERY FABRICS--A GAY PLAID IN GREEN, BLUE, AND SCARLET AND GREY WHICH COMBINES ROUGH WITH SHINY THREADS MOST SUCCESSFULLY. HE ALSO SHOWS A NOVEL DRAPERY WOVEN ON A WARP OF TEN ENDS BROWN BOUCLE ALTERNATING WITH TWO OF SPUN GLASS. THE WARPS ARE COARSELY SPACED AND THE WEAVING IS DONE WITH FLAT STRIPS OF TORN COTTON FABRIC ABOUT 3/4" WIDE--TWO YELLOW AND FOLLOWED BY ONE WHITE. A MAN NEED NOT CONCERN HIMSELF WITH LAUNDRY PROBLEMS! HIS OTHER PIECES, HOWEVER, ARE BOTH PRACTICAL AND BEAUTIFUL, WITH EMPHASIS ON HEAVY TEXTURE AND SUBTLE COLOR COMBINATIONS. THERE IS POETRY IN BOTH THE NAMES AND IN THE COLOR USED BY GLADYS ROGERS BROPHIL IN HER WEAVING. "COLORTONE" IS A BEIGE BOUCLE WOVEN ON A VARIOLORED WARP SHADING THROUGH DEEP GOLD, TURQUOISE, GREEN, ROSE, AND PURPLE. "SILVER MIST" IS A SHEER GREY TEXTURED DRAPERY WITH SILVER THREADS, AND "LUXURIA", A BROWN AND METALLIC BACKGROUND FOR SMALL PASTEL FIGURES. "SNOWSTORM

CONTINUED PAGE 4

MORE ABOUT OUR SAMPLE

ON PAGE 3 WE HAVE GIVEN NO SUGGESTION FOR USING THE SAMPLE. HOWEVER, RARE INDEED IS THE CHILD WHO IS WILLING TO PRACTICE ANY THING WITHOUT HAVING A DIRECT USE IN MIND. THIS MATERIAL COULD BE USED IN SEVERAL WAYS, DEPENDING ON THE CHILD, HIS AGE AND THE INTEREST TOPMOST IN HIS MIND.

FOR A VERY SMALL CHILD, A FEW INCHES IS A GREAT DEAL, SO WE SUGGEST WEAVING NO MORE THAN 8". FOLD IT IN HALF ALONG THE WIDTH OF THE WEB, SEW THE EDGES TOGETHER WITH PADDING INSIDE IF DESIRED, AND PRESTO! A POTHOLDER FOR MOTHER. ON SOME LOOMS, DEPENDING ON THE STYLE AND EASE OF OPERATION, A CHILD AS YOUNG AS FIVE CAN WEAVE A PROJECT OF THIS SIMPLICITY— WITH EXTREME PRIDE OF ACHIEVEMENT.

BOY SCOUTS, GIRL SCOUTS, CAMP-FIRE GIRLS, 4 H CLUBS, ALL DRAW FROM THE GROUPS OF OLDER BOYS AND GIRLS. SOME OF THESE ORGANIZATIONS INCLUDE RECOGNITION FOR ACHIEVEMENT IN VARIOUS FIELDS, AND OFTEN WEAVING IS ONE OF THESE. A PIECE SIMILAR TO OUR SAMPLE WOULD BE A GREAT STEP TOWARD THIS ACCOMPLISHMENT. THE INTERMEDIATE GIRL SCOUT GROUP, FOR INSTANCE, REQUIRES THAT A PIECE OF MATERIAL BE WOVEN ON ANY TYPE LOOM AVAILABLE. IT MIGHT BE GOOD TO ENCOURAGE PROGRESS IN SEWING BY USING THE HAND WOVEN PIECE TO MAKE SOME SIMPLE ARTICLE REQUIRED FOR THE SEWING BADGE. THE GIRL SCOUTS REQUIRE THE SEWING OF A POUCH BAG, CULOTTE, OR MITTENS, AND THE MATERIAL OF THIS MONTH'S SAMPLE COULD WELL BE USED FOR THE POUCH BAG. SOME OF THE REQUIRED SEAMS AND STITCHES COULD BE ACCOMPLISHED AT THE SAME TIME.


SISTER GOODWEAVER CAUTIONS:

THE WAY TO BE SURE
THERE IS NOTHING WRONG
IS TO CHECK EACH STEP
AS YOU GO ALONG.

FOR THE INTERMEDIATE AGE GROUP A SIMPLE POUCH BAG

WEAVE THE MATERIAL ABOUT 9" BY 10". AS SOON AS IT IS TAKEN FROM THE LOOM, OVERCAST THE ENDS OR MACHINE STITCH THEM TO PREVENT RAVELLING.

FOLD EVENLY IN HALF THE SHORT WAY, AND SEW THE SIDE SEAMS TIGHTLY BY HAND OR MACHINE. THE SEAMS MAY GO ALL THE WAY TO THE BOTTOM OF THE BAG FOR A FLAT STYLE, OR A SLIGHT BOXED EFFECT MAY BE MADE WITH THE T SEAM DESCRIBED BELOW:



SIDE VIEW
STEP 1

SIDE VIEW
STEP 2

DOTTED LINES DENOTE STITCHING

THE OVERCAST OF STITCHED EDGES HAVE BECOME THE TOP OF THE BAG. TURN UNDER ABOUT HALF AN INCH AND BASTE. TURN A SECOND TIME AND HEM NEATLY BY HAND USING STRONG THREAD AND SMALL STITCHES.

BUY TEN OR TWELVE SMALL PLASTIC RINGS. DISTRIBUTE THEM AN EVEN DISTANCE APART AND SEW THEM INSIDE THE TOP OF THE BAG. THEY MUST TAKE MUCH STRAIN, SO MUST BE TIGHTLY SEWN. THEY ARE USED TO GUIDE THE HANDLES.

MAKE TWO BRAIDED OR TWISTED CORDS ABOUT 20" LONG FOR HANDLES, PULL THEM THROUGH THE RINGS ON OPPOSITE SIDES OF THE BAG FOR HANDLES TO GO OVER THE ARM. TIE THE ENDS OF THE CORDS TOGETHER TO PREVENT FRAYING, AND TO GIVE A NICE FINISH.

CHILDREN'S CHARMER

ALONG ABOUT THIS TIME OF A SUMMER VACATION, THE CHILDREN ARE APT TO LOOKING FOR SOMETHING NEW AND INTERESTING TO DO, AND OF COURSE IF YOU ARE WEAVING, THAT IS EXACTLY WHAT APPEALS TO THEM. WE ARE SUGGESTING THEREFORE, THAT THIS MONTH'S WARP & WEFT BE USED TO INTRODUCE WEAVING TO THE CHILD. WITH MINOR ADAPTATIONS TO FIT INDIVIDUAL REQUIREMENTS AND THE USE OF INEXPENSIVE MATERIALS, THE SENSE OF PERSONAL ACHIEVEMENT WILL BE VERY GREAT INDEED!



THREADING DRAFT:

	X		X
X		X	
X		X	
X		X	

(PLAIN TWILL)

TIE-UP

0	0	X	X	X	0	4	0-RISING SHED
0	X	X	0	0	X	3	
X	X	0	0	X	0	2	X-COUNTERBALANCED
X	0	0	X	0	X	1	
1	2	3	4	A	B		

WARP:

THE WARP WE USED WAS AN INEXPENSIVE NATURAL COTTON, SLIGHTLY LIGHTER IN WEIGHT THAN A CARPET WARP. IT WAS APPROXIMATELY THE SIZE OF 10/2, UNMERCERIZED AND LOOSE TWIST. HERE IS AN EXCELLENT OPPORTUNITY TO USE SMALL AMOUNTS OF LEFT OVER THREAD, OR USE ANY INEXPENSIVE WARP WHICH IS STRONG ENOUGH NOT TO BREAK EASILY.

WEFT:

THE TAN COTTON USED IN THE WEFT IS SIZE 4/4 SOFT TWIST CARPET WARP. IT IS AVAILABLE IN A WIDE RANGE OF COLORS AT TINKLER & CO., 527 ARCH STREET, PHILADELPHIA, 6, PENNSYLVANIA. IT COMES ON TUBES WEIGHING APPROXIMATELY A HALF POUND, AND SELLS FOR \$1.05 LB. IN COLORS AND \$.95 LB. FOR NATURAL. THESE COLORS ARE KNOWN AS COMMERCIALY FAST; THAT IS FAST UNDER NORMAL CONDITIONS TO WASHING WITH WHITE SOAP AND LUKE WARM WATER.

THE NOVELTY RAYON WE USED WAS ONE WITH LARGE NUBS, WIDELY AND IRREGULARLY SPACED. ANY NOVELTY LEFT OVER THREAD MIGHT BE USED FOR THIS ACCENT.

DON'T FORGET: TINKLER & CO., 527 ARCH ST., PHILADELPHIA, 6, PENN. IS THE SOURCE FOR THIS UNUSUAL SIZE CARPET WARP. THEY ALSO HAVE OTHER UNUSUAL THREADS; SEND FOR THEIR SAMPLES.

TREADLING:

1	}	USING BEIGE COTTON
2		
3		
4		
1	}	USING GREEN NOVELTY
2		
3		
4		
A		
B		

SLEY:

SINGLE IN 15 DENT REED

NAMES & PLACES (CONT.)

SUNSET" IS AN EXAMPLE OF DOUBLE WEAVING IN WHICH THE RED COTTON BOTTOM LAYER APPEARS AS THE BACKGROUND FOR THE TOP LAYER OF SOFT WHITE WOOL WHICH HAS BEEN CUT IN AN ORIGINAL FRINGE TECHNIQUE.

THERE ARE MANY FINE FABRICS SHOWN IN THIS COLLECTION. A FEW HAVE BEEN WOVEN IN THE TRADITIONAL MANNER, BUT THE MAJORITY EMPHASIZE TEXTURE AND COLOR. THOUGH SOMETIMES SENSATIONAL AND EXOTIC RATHER THAN PRACTICAL, THEY ALL SHOW THAT THE WEAVER IS TRYING TO CREATE A FABRIC IN HARMONY WITH MODERN LIVING.

THE SECOND PRESENTATION IN THE MINNEAPOLIS AREA OF INTEREST TO WEAVERS IS THE OFFERING OF A SIX WEEKS COURSE UNDER THE DIRECTION OF MISS INGEBORG LONGBERS. TO QUOTE FROM AN ARTICLE IN HANDWEAVER & CRAFTSMAN OF FALL, 1950, SHE IS "THE LITTLE SISTER OF THE BIG SISTER WHO, THIRTY YEARS AGO, FOUNDED THE HANDWEAVING SCHOOL OF SATERGLANTAN, IN SWEDEN." SHE IS ACCOMPANIED BY THE BIG SISTER, ELSA KRISTINA, WHO, THOUGH SHE REMAINS IN THE BACKGROUND, STILL IS READY WITH ADVICE AND INSPIRATION. THE UNIVERSITY HAS PUT AT THEIR DISPOSAL THE WEAVING FACILITIES OF THE DEPARTMENT OF ART EDUCATION. LINING THE WALLS OF THE WEAVING ROOM ARE DRAPERIES, RUGS, LINENS, AND TEXTILES OF ALL SORTS--ALL DISTINGUISHED BY SUBTLE COLORS AND EXQUISITE WORKMANSHIP, MUTE EVIDENCE OF THE YEARS OF WORK BY THE SISTERS IN SWEDEN. TWENTY-THREE STUDENTS ARE REGISTERED IN THE COURSE, SOME FOR ACADEMIC CREDIT AND SOME FOR FUN. EACH HAS HIS OWN LOOM AND HIS OWN PROJECT. RUGS AND TAPESTRIES IN INTERLACKAN, FLOSSA, RYA, DOUBLE ROSEPATH, AND INLAY ARE ALL THERE ON THE STUDENT LOOMS."

HOW FORTUNATE WEAVERS IN MINNESOTA ARE, AND HOW GOOD IT WOULD BE IF WEAVERS EVERYWHERE COULD SHARE!

AN INTERESTING EXHIBIT OF HAND WEAVING IS BEING PRESENTED AT THE LEONARD LINN GALLERIES, 021 CHESTNUT COURT, WINNETKA, ILLINOIS, UNTIL AUGUST 30.

EMPHASIS IS PLACED ON CREATIVE WEAVING AS INSPIRED BY NATURE AND ART, WITH SOME MOST ATTRACTIVE WARP SEQUENCES BASED ON WOODS, STONES, ETC., BEAUTIFULLY MOUNTED SO THEIR EVOLUTION IS APPARENT TO THE UNTRAINED EYE. THERE WERE ALSO SOME INTERESTING MATS SHOWN MADE OF THIN STRIPS OF WOOD COMBINED WITH VARIOUS YARNS. SAMPLES WERE PRESENTED BY STUDIO SAN DAMIANO, MILWAUKEE, WISCONSIN.

* * * * *

CORRECTION-----CORRECTION

IN SPITE OF EVERY PRECAUTION, IT HAS BEEN BROUGHT TO OUR ATTENTION THAT THERE WAS AN ERROR IN THE SLEYING DRAFT SHOWN IN LAST MONTH'S SAMPLE PAGE.

HERE IS THE CORRECT SLEYING ARRANGEMENT:

4 ENDS AQUA, SLEYED 1 PER DENT
1 DENT EMPTY
3 ENDS YELLOW IN 1 DENT
1 DENT EMPTY
2 ENDS AQUA, SLEYED 1 PER DENT
1 DENT EMPTY
3 ENDS YELLOW IN 1 DENT
1 DENT EMPTY
2 ENDS AQUA SLEYED 1 PER DENT
1 DENT EMPTY
3 ENDS YELLOW IN 1 DENT
1 DENT EMPTY
3 ENDS AQUA SLEYED 1 PER DENT.

PERHAPS IT MAY BE CLARIFIED BY POINTING OUT THAT ALL THE AQUA ENDS ARE SLEYED SINGLY; THE YELLOW ARE SLEYED 3 TO ONE DENT, AND THAT EACH CHANGE OF COLOR IS MARKED BY ONE EMPTY DENT.

OUR SINCERE APOLOGIES.

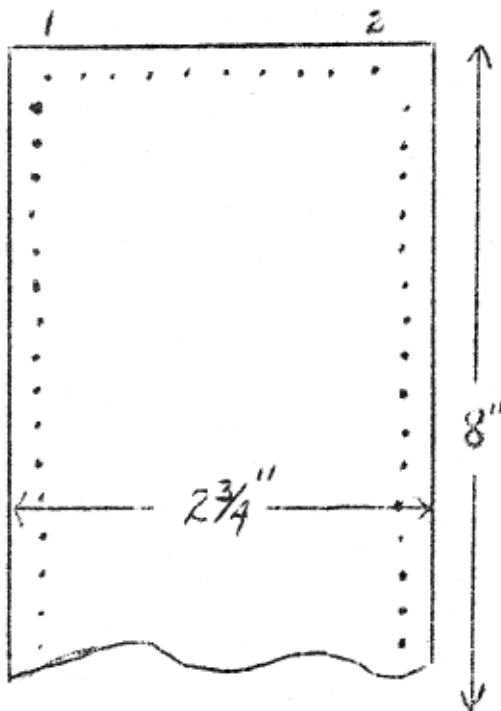
FOR THE OLDER CHILDREN HUNGARIAN BELT LOOM WEAVING

THESE DIRECTIONS FOR THE MAKING OF AN INTERESTING LOOM FOR CHILDREN'S WEAVING WERE SENT US SOME TIME AGO BY MRS. MARGARET BROWN, FORMERLY A TEACHER OF HIGHLAND PARK, ILLINOIS, AND AT PRESENT LIVING IN WASHINGTON, D.C. SHE ASSURES US THAT THIS PLAN HAS WORKED VERY SUCCESSFULLY IN HER EXPERIENCE.

MATERIALS: SCRAP WOOD, $2\frac{3}{4}$ " x 8"
 $\frac{1}{4}$ TO $\frac{1}{2}$ " THICK
5/16" BRADS
MATERIALS FOR WEAVING

PREPARING THE LOOM:

HAMMER BRADS 5/16" APART ON THE TWO LONG SIDES AND ONE SHORT SIDE OF THE WOOD. SEE ILLUSTRATION:



MEASURE CORDS 6" LONGER THAN THE DESIRED BELT LENGTH. TIE ONE CORD ON EACH OF THE OUTSIDE BRADS MARKED 1 AND 2 IN THE ILLUSTRATION. TIE FOUR CORDS ON EACH OF THE OTHER BRADS ALONG THE SHORT END OF THE BOARD LOOM.

DIRECTIONS FOR WEAVING:

FIRST ROW: PICK UP THE FIRST 2 WARP THREADS ON EACH SET OF 4, AND LIFT THEM HIGH ENOUGH TO PASS THE BALL OF WEFT THREAD BENEATH THEM. TIE THE WEFT TO THE TOP LEFT BRAD, MARKED 1 IN THE ILLUSTRATION. PASS THE BALL OF WEFT ALL THE WAY ACROSS AND ABOVE THE TOP BRAD ON THE RIGHT SIDE, MARKED 2 IN THE ILLUSTRATION. LOWER THE SEPARATED STRANDS.

SECOND ROW: SEPARATE OR OPEN THE TWO TOP STRANDS WHICH ARE OVER THE FIRST WEFT ROW. PICK UP THE TWO LOWER STRANDS, BRINGING ONE BETWEEN THE TWO WHICH WERE UP AND ONE TO THE RIGHT OF THE TWO WHICH WERE UP. THESE TWO LOWER STRANDS ARE LAID BACK TO BECOME THE TOP STRANDS OF THE SECOND ROW OF WEFT. ALL OF THE WARP STRANDS ARE SEPARATED IN THIS MANNER.

BRING THE BALL OF WEFT AROUND THE FIRST NAIL ON THE RIGHT HAND SIDE AND TO THE LEFT SIDE OF THE LOOM, GOING OVER THE SECOND NAIL ON THE LEFT HAND SIDE.

THIRD AND SUCCEEDING ROWS: CONTINUE AS FOR SECOND ROW, REVERSING THE THREADS PULLED UP IN THE WARP AND THE DIRECTION OF THE BALL OF WEFT, MOVING DOWN ONE BRAD WITH EACH ROW.

WHEN THE LAST BRAD IS REACHED, THE WOVEN PIECE MAY BE SLIPPED OFF AND MOVED TO THE TOP OF THE LOOM BY PUTTING THE LAST TWO SIDE LOOPS OVER THE TWO TOP BRADS. THESE STEPS ARE CONTINUED UNTIL THE PROPER LENGTH IS REACHED.

SEWING ON THE BUCKLE:

A BUCKLE MAY BE MOUNTED BY BRINGING THE ENDS OF THE WARP THROUGH THE BUCKLE, CLIPPING THE ENDS EVENLY, AND COVERING WITH A SMALL PIECE OF MATERIAL. STITCH ON WRONG SIDE, MAKING CERTAIN THAT ALL YARN ENDS ARE SECURELY SEWN.

FOR THE TINY TOTS WEAVING WITHOUT EQUIPMENT

HERE IS A METHOD OF WEAVING A BRAID WITHOUT ANY EQUIPMENT WHATSOEVER, AND IT IS A FINE GAME FOR TWO SMALL CHILDREN:

THE FINGERS OF ONE SMALL WORKER FORM THE LOOM, WHILE THE OTHER WEAVER PASSES THE SHUTTLE. A BRAID OF HORIZONTAL STRIPES OF RED AND BLUE IS MADE AS FOLLOWS:

FOUR RED THREADS ARE TIED WITH SLIP KNOTS, ONE TO EACH FINGER OF THE HAND. THE OTHER ENDS OF THE THREADS ARE TIED TOGETHER AND ATTACHED TO A STRING TIED AROUND THE WAIST OF THE OTHER WORKER, FOUR BLUE THREADS ARE FASTENED TO THE FINGERS OF THE OTHER HAND IN THE SAME MANNER. THE FIRST WORKER CROSSES THE FINGERS OF THE TWO HANDS, MAKING A SHED THROUGH WHICH THE SHUTTLE IS PASSED BY THE WEAVER. THE FINGERS ARE THEN UNCROSSED AND ANOTHER PASS OF THE SHUTTLE IS MADE. THE TWO MOVEMENTS ARE REPEATED, AND THE BRAID IS VERY QUICKLY PRODUCED.

FROM THE WEAVER'S CRAFT
SIMPSON & WEIR
MANUAL ARTS PRESS

* * * * *

SILAS SAYS:

A FORMER SIDELINE OF HAND LOOM WEAVERS WAS THE MANUFACTURE OF "COACH LACE" WHICH WAS IN REALITY AN ORNAMENTAL BRAID USED TO ADORN COACHES' INTERIORS. SUCH AN ENTERPRISE WAS USUALLY AN INDIVIDUAL VENTURE DONE IN THE HOME OF THE WEAVER. OCCASIONALLY SUCH CRAFTSMEN KEPT COMPLETE ACCOUNTS OF THEIR BUSINESSES, INCLUDING SAMPLE CARDS, DIRECTIONS, DYE RECIPES, AND OTHER DATA WHICH MAKES FOR FASCINATING READING TO MODERN WEAVERS, WHO AFTER ALL, FACE THE SAME IDENTICAL PROBLEMS.

BOOK REVIEW

AS OUR THEME THIS MONTH IS "WEAVING FOR CHILDREN", IT SEEMS ESPECIALLY APT FOR US TO REVIEW WEAVING YOU CAN DO BY ELIZABETH ALLEN. THIS IS A LITTLE BOOK WHICH COVERS MANY TYPES OF WEAVING EASILY ADAPTED TO THE NEEDS OF LESS CAPABLE HANDS.

DIRECTIONS ARE INCLUDED FOR A FRAME OR BOARD LOOM, FOR BEAD WEAVING, CARD WEAVING, AND INKLE LOOM WEAVING, ANY OF WHICH WOULD BE INTERESTING POSSIBILITIES FOR THE YOUNG FRY. THE ILLUSTRATIONS ARE CLEAR AND EASY TO FOLLOW, AND EXCEPT IN CASES OF COMPLICATED WEAVES, DISCUSSION GOES INTO SUFFICIENT DETAIL FOR THE AVERAGE BEGINNER.

THE BOOK IS NOT DESIGNED ESPECIALLY FOR USE WITH CHILDREN, AND MUCH OF IT IS MORE COMPLICATED. THE DESIGNS AND OPERATING MECHANISMS OF ALL COMPLICATED LOOMS ARE SHOWN IN PHOTOGRAPHS AND DIAGRAMS WHICH GIVE NOT ONLY THE THREADING AND MANIPULATION PROCESSES BUT DEMONSTRATE SHED COMBINATIONS POSSIBLE IN EVERY POSITION OF THE FRAMES. THIS PARTICULAR POINT, VERY CLEARLY SHOWN, IS ONE MOST FREQUENTLY IGNORED IN WEAVING BOOKS. THE AUTHOR GOES ON TO DISCUSS YARN SELECTION, WINDING, AND MOUNTING IN PREPARATION FOR THREADING; THREADING AND TREADLING PROBLEMS; FABRIC DESIGNING AND LAYING OUT; WARP AND WEFT VARIATIONS, MAKING KNOTS AND LOOPS AND PUTTING IN EXTRA THREADS ARE DISCUSSED IN RELATION TO TAPESTRY WEAVING. PATTERN READING AND MAKING OF DRAFTS IS CLEARLY DEMONSTRATED.

TITLE: WEAVING YOU CAN DO
AUTHOR: EDITH LOUISE ALLEN
PUBLISHER: MANUAL ARTS PRESS,
PEORIA, ILLINOIS
PRICE: \$2.50

QUESTIONS AND ANSWERS:

A READER RECENTLY SENT THE FOLLOWING INQUIRY:

"I HAVE A LITTLE BOY OF TWO, AND I WOULD LIKE TO WEAVE SOMETHING FOR HIM. HE DOESN'T NEED BIBS, AND SO MANY OTHER THINGS WHICH COME TO MIND ARE SUITABLE ONLY FOR GIRLS. HAVE YOU ANY SUGGESTIONS?"

I WONDER IF YOU HAVE SEEN THE NEW "PINT SIZE PONCHOS"? THESE SEEM ESPECIALLY WELL ADAPTED TO USE OF HAND WOVEN FABRIC, AND FIT THE NEEDS OF BOYS EVERY BIT AS WELL AS GIRLS. ANOTHER ADVANTAGE IS THAT THEY CAN BE WOVEN ON A NARROW LOOM. A SIZE TWO PONCHO WOULD TAKE ABOUT A YARD OF MATERIAL, 15" TO 18" WIDE, DEPENDING ON THE BUILD OF THE CHILD. THE MATERIAL IS FOLDED IN HALF THE SHORT WAY OF THE MATERIAL, AND AN OPENING IS MADE IN THE CENTER FOR THE HEAD. THE NECK OPENING IS BOUND WITH CONTRASTING TAPE OR NEATLY HEMMED. THE ONLY OTHER REQUIRED SEWING IS TO FASTEN TIES ON EACH SIDE AT THE WAIST LINE. A DRAWSTRING MAY BE PUT IN AT THE WAIST IF DESIRED, BUT THE BOYS USUALLY PREFER THEIRS PLAIN. BOTTOM AND SIDES MAY BE HEMMED OR BOUND IF DESIRED, THOUGH THE SELVAGES MAY BE LEFT PLAIN AND THE BOTTOM FRINGED. THESE ARE USUALLY QUITE SHORT, NO MORE THAN MIDWAY BETWEEN KNEE AND WAIST, AND ARE WORN OVER VERY BRIEF DARK COTTON PANTS.

AS PONCHOS ORIGINATE IN MEXICO IT WOULD BE FITTING TO WEAVE THEM IN BRILLIANT HORIZONTAL STRIPES, OR A PLAIN MATERIAL WITH STRIPED BORDER. BEWARE OF TOO FANCY A PATTERN, EVEN IN THE WEAVING, FOR THE BOYS' WEAR, AND REMEMBER TO USE LIGHTWEIGHT THREAD, SO THE FINISHED MATERIAL WILL BE SOFT AND COMFORTABLE IN HOT WEATHER.

THERE'S MUSIC IN WEAVING

FOR OUR CHILDREN'S ISSUE WE HAVE CHOSEN A POEM WRITTEN BY A CHILD. SHE IS GLORIA, A PUPIL IN THE CHILDREN'S WEAVING CLASS AT YALE SCHOOL, YOUNGSTOWN, OHIO.

THERE'S MUSIC IN WEAVING,
MUSIC WITH A GAY LILTING RHYTHM,
A PUSH OF THE BEATER IS A BEST
OF A DRUM;
THERE'S MUSIC IN WEAVING.

A THROW OF THE SHUTTLE THROUGH
THE SILKEN THREADS
PLAYS A TUNE ALL ITS OWN;
THERE'S MUSIC IN WEAVING.

THERE'S A MELODY IN EACH CHANGE
OF THE TREADLES.
YOU'RE NEVER ALONE WHEN YOU'RE
WEAVING;
THERE'S MUSIC IN WEAVING.

* * * * *

SILAS SAYS:


A NEW TWIST HAS BEEN GIVEN TO AN ANCIENT DEVICE--THE HAND SPINNING WHEEL. A NEW TYPE OF WHEEL CAPABLE OF SPINNING 1200 YARDS WITHOUT A BREAK, WAS DEMONSTRATED IN BANGALORE, INDIA, RECENTLY. THE INVENTOR, D.V. RAJAGOPAL, SAID THE NEW PROCESS WAS SO EASY THAT A SPINNER COULD WORK CONTINUOUSLY FOR EIGHT HOURS. SPINNING, TWISTING, AND WINDING ARE AUTOMATIC.

LOOM FOR SALE

36", 4 HARNESS, 6 TREADLE NORWOOD

SECTIONAL BEAM, 16 DENT REED
1000 HEDDLES ON LOOM
WARPED ONLY ONCE—NEW CONDITION
INCLUDING
4 SHUTTLES—3 MODERN PATTERN BOOKS
ONE YEAR WARP & WEFT, APR. 50-51

\$125.00 COMPLETE FOB CLEVELAND
MRS. P.H.NEVIN
17509 MILES AVE.,
CLEVELAND, 28, OHIO



SHIPPED FULLY ASSEMBLED

16" WEAVING WIDTH
4 EASILY OPERATED HARNESSSES

THE
NORWOOD TABLE LOOM
MODEL TM-16

LOOK AT THESE FEATURES:

HEDDLE FRAMES OPERATED FROM THE FRONT OF THE LOOM
THE GREAT BEAUTY OF NORTHERN CHERRY
LIGHT WEIGHT—WEIGHS LESS THAN 20 POUNDS—EASY TO CARRY
WIDE SHED FOR EASIER WEAVING
CADMIUM PLATED HEDDLES—RUSTPROOF
NO ROPES OR PULLEYS—NO STRETCHING
REEDS EASILY CHANGED
SOLID CONSTRUCTION TO PROVIDE EVEN TENSION
PLAIN BEAM

BEGINNERS OR EXPERTS

ADULTS OR CHILDREN

ANYONE CAN WEAVE

NORWOOD TABLE LOOM
\$37.50 POSTPAID
(30 DAY DELIVERY)

ENCLOSED PLEASE FIND \$37.50 FOR
THE NORWOOD TABLE LOOM, MODEL
TM-16 POSTAGE INCLUDED

SEND ATTACHED SLIP WITH CHECK TO:

NORWOOD LOOM COMPANY
1386 MILWAUKEE AVE.
CHICAGO, 22, ILLINOIS

SHIP TO:

NAME _____

ADDRESS _____

CITY _____