

warp and weft

Vol. XI, No. 4

April, 1958

warp and weft

Published monthly (except July and August)
by Robin & Russ Handweavers, 632 Santa
Barbara St., Santa Barbara, Calif.

Subscription: \$2.75 per year.

Back Issues: 30c each, plus 2c postage.

Editor: Russell E. Groff, 632 Santa Barbara St.,
Santa Barbara, California.

Assistant Editors: Robin Groff and Frederick
Brown.

Volume XI No. 4

April, 1958

A Word from the Editor

We are pleased to say that we have had many suggestions as to names for our new bulletin. There are some that we like, but we would like to have further suggestions. Therefore, if any of you are interested in trying to name our new multiple harness bulletin, and receiving subscriptions to *Warp and Weft*, *Craft Horizons*, and our new bulletin for one year, we suggest that you send in your suggestions for a name for this bulletin. The winner will be announced in *Warp and Weft*, probably in the June issue. Remember, you can send in as many suggestions as you care to. Also remember that this bulletin will feature patterns from 5 to 12 harnesses.

Just returned from a very interesting Sierra Club conference on Conservation. This was held at a beautiful children's museum, the Josephine Randall Museum in San Francisco, high above the city. The view from here was superb, and the conference was both exciting and interesting. Perhaps you'll hear more about this in the future.

The Southern California Conference at Long Beach is this coming week-end, and so we're trying to iron out and get caught up on as many details as possible before leaving

for this conference. We hope to have some color slides, as well as black and white photographs, and a full report on the conference for the next issue.

We just received a shipment of some 670 lbs of silk in assorted sizes and weights, and some 400 lbs. of cotton yarn in different colors. You can imagine the task it is unpacking these, checking them over and sorting, etc. I think we have about 29 large cartons in the back of the shop, and about 5 of them have been opened in a week. Oh well, perhaps soon we'll get them all sorted. This shipment is what prompted our special silk offer in this issue in the Classified ads, and it is a necessity, as we just don't seem to have room for all of it.

Will look forward to hearing from you about the bulletin, and any other suggestions and comments you might have to offer.


RUSSELL E. GROFF. *Editor*

This Month's Cover

This month, as a cover, we have a detailed photograph of a very interesting 4 harness place-mat. This particular mat isn't seen to full beauty in the photograph, as you cannot see the full border around the center portion. We wanted to print this particular set-up in *Warp and Weft*, but the printer objected strenuously because it would cost quite a bit more. Thus, if any of you are interested in the complete details, threading and treadling, we are having them mimeographed. This instruction sheet will be available for 25c which will include the cost of mailing. Incidentally, this pattern is called squared circles, and the warp was, I believe, a 24/3 natural unmercerized Egyptian cotton, and the pattern thread was a cotton floss in white. The tabby thread was a natural linen, about 18/1 or 20/1 in size.

Weavers and Weaving Shops

It is our intention, each month, to give a short article about various well-known weavers, or about different weaving supply centers and shops throughout the country. If you know of an exceptional weaver in your area, or of a good supply center where there is weaving going on, we will be more than glad to hear about them, that we might contact them and see if it will be possible for us to present an article about the individual weaver or shop in each issue.



THE BLACKS
of Cape Cod, West Barnstable, Mass.

PHOTO CREDIT: CAPE COD CHAMBER OF COMMERCE
BY PERCY WILLIAMS

An extremely interesting story is that of the Black Family, of West Barnstable, Massachusetts.

In 1948 Mrs. Margaret Black became interested in weaving, and she contacted the Shuttlecraft Guild for advice and help. As a result, the first loom was purchased. Mrs. Black's first teacher was Mrs. Marjorie January of Wilmington, Ohio, near where they lived at the time.

About a year after she started weaving, Mr. Black became so interested that a second loom was purchased for him to work on.

Vacations were taken at a time when they could visit other places and study their fascinating new hobby and eventual vocation. They studied with Stanley Zelinski in Quebec one summer, and then in New Brunswick, Canada, studying with Dr. Ivan Crowell, head of the arts and crafts organization for the province of New Brunswick.

Their son went with them to weaving school in the summer, and soon he was a confirmed weaver, and another loom was added to the family equipment.

Their daughter, Louise, worked in New York as an assistant manager in the John Powers Model Agency. On vacations she began to see how interesting a vocation this could be, and soon she decided to make this a 100% family vocation.

In 1952, while on a weaving vacation, the Blacks, with their son Robert, toured Cape Cod. Robert enrolled at the Rhode Island School of Design and took all the weaving and textile classes that he could. The Blacks decided that it would be nice to be closer to their children, and so the decision was made to move to Cape Cod. They decided on this location because they thought it would be a good place to sell the products of their creative craft.

They have some 9 acres of land in the heart of a region where some 200 years ago sheep-raising and weaving were major activities, vital to the Colonial economy.

The home that they purchased is some 200 years old, and it might be well worth your while, if you visit New England this coming summer, to visit the Blacks and see their charming home and make their acquaintance.

Their son, Robert, is now in the army, and he expects at the end of two years to return to his home and to weave drapery and upholstery materials. He graduated from the Rhode Island School of Design with a major in textile design.

We certainly do think that you might make your next vacation a most enjoyable one by stopping in and becoming acquainted with the Blacks. Their address is:

THE BLACKS, Handwoven Originals
Route 6A, The Route of Craftsmen
West Barnstable, Massachusetts

CONVENTIONAL HONEYCOMB

A pleasing fabric that can be used for drapes, for a striking skirt, and for decorative uses to bring a touch of color into the home.

THREADING DRAFT:

4	X	X	X	X	X	X	X	X	X
3		X	X	X	X	X			
2				X	X	X	X	X	
1			X	X	X	X	X		

TIE-UP DRAFT:

4					X		X
3				X		X	
2			X				X
1		X				X	

1 2 3 4 A B

WARP:

A 20/2 Egyptian cotton was used for warp. Color is called "Sage".

WEFT:

Three different threads were used in the weft, all of them silk. The white was a 5/2 spun silk. This can be woven with a perle 5 cotton or a perle 3 cotton instead of the silk if desired. The gold is our 7/2 spun douppi-silk, a two ply thread which can be used for warp or weft. The lavender is a 7½/1 slubby silk, which is an excellent weft thread, but a poor warp thread.

REED USED:

A 15 dent reed was used, and the Egyptian cotton was sleyed 2 per dent, or 30 threads per inch.

TREADLING:

Treadle No. A, 5/2 white silk
 Treadle No. B, 5/2 white silk
 Treadle No. 1, Lavender silk
 Treadle No. 2, Lavender silk
 Treadle No. 1, Lavender silk
 Treadle No. 2, Lavender silk
 Treadle No. 1, Lavender silk
 Treadle No. 2, Lavender silk
 Treadle No. 1, Lavender silk
 Treadle No. 2, Lavender silk
 Treadle No. 1, Lavender silk
 Treadle No. 2, Lavender silk
 Treadle No. 1, Lavender silk



Treadle No. 2, Lavender silk
 Treadle No. A, 5/2 white silk
 Treadle No. B, 5/2 white silk
 Treadle No. 3, 7/2 Gold silk
 Treadle No. 4, 7/2 Gold silk
 Treadle No. 3, 7/2 Gold silk
 Treadle No. 4, 7/2 Gold silk
 Treadle No. 3, 7/2 Gold silk
 Treadle No. 4, 7/2 Gold silk
 Treadle No. 3, 7/2 Gold silk
 Treadle No. 4, 7/2 Gold silk
 Treadle No. 3, 7/2 Gold silk
 Treadle No. 4, 7/2 Gold silk
 Treadle No. 3, 7/2 Gold silk
 Treadle No. 4, 7/2 Gold silk

End of one repeat. Repeat over and over, as desired. Once again, on this type of weave, the treadling can be varied considerably, depending upon the individual weaver. For instance, you can use just 2 or 4 or 6 shots of the lavender, and then 8, 10, or 12 shots of

the gold. When you do this, it sometimes results in the smaller block of color appearing more recessed, and gives more of a third dimensional effect.

More About this Fabric

This fabric was woven on a jack-type loom, and the correct side of the fabric appeared on the underside of the fabric. The same tie-up can be used on a counter-balanced loom, and if woven on a loom of this type, the correct side will appear on the top when weaving. However, you will have to be careful on the counterbalanced loom that you do have the right shed, as your warp will tend to separate into two sheds on most counterbalanced looms. If your loom is a 4 treadle counter-balanced loom, it will probably be easier to weave than on the 6 treadle counter-balanced.

* The Honeycomb weave is an excellent way to use color in weaving. Because of its structure, you can either accent a color, or tone down a color, depending upon your color of warp and weft both. It does have a long float in the particular sample here, but if you make your recessed blocks smaller, the float will be shorter.

We haven't tried it, but if there is enough of this fabric left after cutting it up for samples, we do intend to make a skirt of the balance to see what it looks like, how it wears, and then we will be able to give you more information as to the wearing practicality.

Also, you will note in the sample that we doubled the 5/2 silk, to have a heavier accent thread. Thus, I would suggest that instead of doing this, you use a perle 3 cotton, or something of similar weight, instead of doubling your thread as we did.

This would make nice drapes in particular, especially for those who prefer something out of the ordinary. I can't see that there is any practical use for this weave as upholstery, but have heard of it being used in this

manner. Also, one of the prettiest bedspreads that I have ever seen was woven of a honeycomb weave, in all cotton. Pillows, book-covers, trim fabrics in a room to give color; these are just a few of the many uses of this type of a fabric.

We might mention that this particular weave or fabric was woven using exactly the same threading draft as the sample that you received in the January issue of *Warp and Weft*, but that was in the unconventional manner, and this is in more accepted manner or structure of weave.

Cost of the Fabric

We used 2 pounds of the 20/2 Egyptian cotton for warp, and had a 13½ yard warp from these two pounds of thread. This costs \$5.00 per lb., and thus the warp, 40" wide, and per yard length, cost 75c per yard.

The lavender silk 7½/1, with 6300 yards per lb. costs \$4.50 per lb. We used 15 oz. of this in approximately 12 to 12½ yards of fabric. We used 16 oz. of the 7/2 gold silk. This has 5800 yards per lb., and is \$7.00 per lb. Then, I'm going to suggest using the perle 3 white cotton for the heavy white, as the silk is too expensive. It would take 19 to 20 oz. of this cotton in the 12 to 12½ yards. This costs \$3.50 per lb., and thus 1 lb. 4 oz. would cost \$4.38. The total weft cost for 12½ yards was \$15.60, and thus the weft cost per yard was \$1.25 per yard:

Warp: cost 75c per yard
Weft: cost was 1.25 per yard
Total Fabric Cost: \$2.00 per yard

I might just mention it here and now, that I have always felt that the best buy that you can make in yarns is in silk. The fabric is usually very pleasing, and the silk always seems to do more than you expect it to, and thus, I feel you get more for your money in silk than any other yarns. This is one reason why we have concentrated on silks so much in our studio supply.

Book Review

This month, we are pleased to bring to your attention, the new and revised edition of Mary E. Black's book, the *New Key to Weaving*.

I, myself, feel that it is a good book for both the beginner and the advanced weaver. Many patterns are included in the book, and the instructions are certainly clear and concise.

One of the new and unusual features of this edition is the author's directions for the Gobeline Tapestry Technique. It is believed that this is the only book in print which presents instructions on this art.

Another noteworthy addition to this newly revised edition is the inclusion of a chapter devoted exclusively to the weaving of genuine tartans. To any of you who have experienced the enjoyment in weaving a tartan, this will be a particularly rewarding chapter.

The content of the book is divided according to the various different weaves. Each weave has been broken down into its component parts. The tie-up is explained for each of these weaves. The information on these various weaves is so arranged in a logical sequence, that both the beginner and the advanced weaver will use this book for reference and beginning work and study.

According to the short review on the cover of this book, Mary Black not only tells you what to do, but also tells you why you do it in that manner or fashion.

I really feel that both the beginner in weaving and the advanced weaver will both benefit from the instructions given, from the over 650 drawings and clear photographs that are included in the text, and the factual content of this book.

TITLE: *New Key to Weaving*.

AUTHOR: *Mary E. Black*.

(Continued in next column)

A Second Book Review

Another new Swedish Text, one of the series to which *Vi Vaver Till Hemmet*, *Trasmattor*, *Handdukar Och Duktyg*, and *Ylle-vavar* belong. This latest book is titled, *Sma-vavar*, and is by Maja Lundback and Marta Rinde-ramsback. One of the most inspiring things about this particular text is the color photographs that are printed. They are beautifully done, and inspiring beyond expression, and to my way of thinking, well worth the purchase price of the book itself.

The book, as you have probably gathered, is printed in Swedish, but the threading drafts and tie-ups, etc., are the same as we do it here in the U.S. and Canada.

The title of the book means "small weavings," and many different articles are pictured in this text. There are many outstanding black and white photographs, as well as the colored ones, and some of the projects pictured are bags, pillows, skirts, table linens, wall hangings, napkin rings and other narrow fabric uses, such as belts, luggage straps, etc.

For those of you who purchase this text, there is also a free copy of a Swedish-English Weaving Glossary with translations of all the words that you would need to understand all these patterns in their entirety.

Remember, the text is in Swedish, but the color plates and black and white photographs are inspiring.

TITLE: *Sma-vavar*

AUTHOR: *Lundback & Rinde-Ramsback*

PUBLISHER: *ICA Forlaget*

COST: *\$3.85 plus postage*

AVAILABLE: *Robin & Russ Handweavers.*

PUBLISHER: *Bruce Publishing Co.*

COST: *\$12.00, p.p. prepaid.*

AVAILABLE: *Publisher or from Robin and Russ Handweavers.*

CLASSIFIED ADVERTISING

A new classified advertising section will be tried out in Warp and Weft for a few months, to see if there is any interest or response. Why not advertise your old loom, duplicate equipment, and other such items in this section. Price per 5-line ad is \$4.00. Payment to accompany your advertising copy.

LOOM FOR SALE, 45" hardwood, counterbalanced, complete with all equipment including string tied heddles, 14 dent reed, warping frame, bobbin winder, bench, shuttles. Beautifully made of Oak, highly varnished. Free delivery within 50 miles of San Francisco. Mrs. S. R. McKay, 2109 Summit Drive, Burlingame, California.

FLY-SHUTTLE LOOM, 60" used, complete. Knocked down and crated at Hickey Warehouse, Claremont, Calif. A bargain at \$100.00. (To be sold as is — in crate.) Lt. Col. Robert Galer, Stuttgart Sub-Area, APO 154, 9/16 P.M. New York, N. Y.

A SILK SPECIAL. Three pounds of silk; one pound each of three different silks, all 3 lbs. for \$9.00, parcel post prepaid. All natural, or one lb. of colored silk, our choice of color, or two pounds of tweed silk, our choice of colors. All 3 lbs. only \$9.00. Robin & Russ, 632 Santa Barbara St., Santa Barbara, Calif.

10/2 ECRU LINEN. This is an imported linen from Belgium. On approximately 1 lb. tubes. Just \$2.80 per lb. Robin & Russ, 632 Santa Barbara St., Santa Barbara, Calif.

HANDWOVEN TIES, in stripes and plaids. Regularly \$2.00 plus postage, these are reduced for April and May to \$1.75 each, parcel post, prepaid. Robin & Russ, 632 Santa Barbara St., Santa Barbara, Calif.

FIVE BOOKS BY BRUCE: shipped parcel post prepaid.

NEW KEY TO WEAVING, Black	\$12.00
RUG WEAVING, Gallinger	6.50
HANDMADE RUGS, Marinoff	1.75
HOW TO WEAVE LINENS, Worst	5.50
FOOT-POWER LOOM WEAVING, Worst	7.50

All available from Robin & Russ, 632 Santa Barbara St., Santa Barbara, Calif.

LOOP WOOL, 17 glamorous colors, 2200 yards per lb. in skeins. Natural and white are \$6.50 lb., colors \$7.50. Free samples on request. Robin & Russ, 632 Santa Barbara St., Santa Barbara, Calif.

SILK NUB, NOIL YARN. A nice nubby texture silk, about 7200 yards per lb. Good for textured wefts. On spools of 1/2 to 3/4 lbs. each. Price \$3.20 per lb. Robin & Russ Handweavers, 632 Santa Barbara St., Santa Barbara, Calif.

SINGLE PLY, FINE SILK WARP. A warp twist silk, with 11,000 yards per lb. It has a tight twist, and some people find it hard to handle because of this twist. A dull finish silk, on spools. \$4.00 per lb. Robin & Russ, 632 Santa Barbara St., Santa Barbara, Calif.

LINEN RUG WARP: size 9/3, with 900 yards per lb. \$2.40 per lb. On 1/2 lb. spools. Robin & Russ, 632 Santa Barbara St., Santa Barbara, Calif.

DOM'S LOOM SHOPPE

Announces a name change to that of

RAMONA LOOMS, INC.

14901 E. Clark Ave. La Puente, Calif.

Manufacturers of Ramona Looms and a complete line of weaving accessories.

NOW

A Multiple Harness Bulletin

Featuring patterns from 5 to 12 harnesses
Ten (10) issues per year

No bulletins in July and August—vacation time

\$4.00 per year

\$.50 per single issue

A minimum 4-by-4-inch sample swatch each issue

First issue, Sept. 1958

Subscriptions are now being taken

ROBIN & RUSS HANDWEAVERS

632 Santa Barbara St., Santa Barbara, Calif.

GLAMOROUS TABLE LINENS

Hickman's All New 1958 spectacular collection of glamorous linens. Handwoven samples of 24 gloriously colored contemporary fabrics with complete instructions and yarn sources for these 4-harness weaves. \$6.95 postpaid. Order from Elmer W. Hickman, Emlenton, R.2, Penna.

Still available: "Modern Drapery & Upholstery" and also "Natural Yarn Fabrics." \$6.50 each, postpaid.

The Weaver's Marketplace


warp and weft

632 Santa Barbara Street
Santa Barbara, California
Return Postage Guaranteed

THE "NILUS"

Jack-Type Loom

1. Folding Model
2. Of Red Birch
3. Rising Shed
4. Five different widths
5. Includes reed, shuttles, hook, canvas aprons, and three lease sticks



For further information write to:
NILUS LECLERC, Inc., W.W. L'Isletville
Quebec, Canada

SPECIAL SCOTCH CUTHILL TWEED

(Spun in oil)

- 26 cut, 5,200 yds per lb.—\$6.00 lb.
- 20 cut, 4,000 yards per lb.—\$6.00 lb.
- A good set — 24 to 27 threads per inch
- On tubes of about 20 to 22 ounces each

For free samples send a self-addressed stamped envelope to:

THE HAND WEAVER'S WORK BASKET
Box 691, Rural Route 1, West Chicago, Illinois

LOOMS - ACCESSORIES - YARNS




HAND WEAVING
SUPPLY CO.

3186 W. Pico Blvd., Los Angeles, Calif.

SEND FOR FREE ILLUSTRATED
CATALOGUE AND YARN SAMPLES

THE NORWOOD LOOM

1. Custom built, of Cherry.
2. 22", 30", 40", 50"
3. Rising Shed—Sectional beam.
4. Multiple harnesses and special looms to order.
5. Adapted to hand-capped by special prescription.
6. Folding models only.



THE NORWOOD LOOM CO.
P. O. Box 272 — Baldwin, Michigan

BULK RATE
U. S. POSTAGE
1 1/2c Paid
Santa Barbara, Calif.
Permit No. 440