

warp and weft

Vol. XV, No. 5

May, 1962

warp and weft

Published monthly (except July and August)
by Robin & Russ Handweavers, 632 Santa
Barbara St., Santa Barbara, Calif.

Subscription: \$4.00 per year.

Back Issues: 40c each, plus 3c postage.

Editor: Russell E. Groff, 632 Santa Barbara St.,
Santa Barbara, California.

Assistant Editor: Robin Groff.

Vol. XV, No. 5

May, 1962

A Word from the Editor

It is still a hectic life that we are leading here in Santa Barbara. When you receive this, we will have made a trip to Oregon to try and buy a lot for our new home in McMinnville, or perhaps an already completed house. Also, on this same trip, we have hopes of getting our new shop started that we hope to be able to occupy sometime in August. We will let you know more about this in our next issue.

This anticipated move of ours is just like starting a new life over. We are in a constant state of excitement about this move, and the added incentive of both a new shop and a new home, make it doubly appealing to both Robin and I.

Also, when you receive this, the 2nd conference of weavers in California, the Northern California Handweavers Conference will be over, and we will have also attended this. I'm sure that it too will be a success, and we will have a report on this conference for you also.

One thing you can say is that our life these past 2 to 3 months has been hectic, and the coming three or four months will also be just as busy ones for us.

In regards our shop in Oregon, we have not been able to get it started yet as we

still are looking forward to trying to purchase a small strip of land from the State of Oregon. If we can purchase this, we will use the plan the architects have drawn for us, but if we cannot get this small strip of land, then our plans will have to be revised. The big if about this piece of land is that it will be sold at public auction and as we have already purchased a lot for our shop, it will be quite a financial strain if this small piece of land costs too much. However, if we can obtain this, we will have a commercial lot fronting on Highway 99W going North through McMinnville. This will be much easier for visitors to find if we can obtain this small strip of land.

Also, while all of these events are going on, we are still working on our different samples for future issues of Warp and Weft. We have another interesting miniature pattern for our next issue, which we hope that all of you will enjoy. We will also have another linen fabric soon. This linen fabric will be a fine weight material, and will be a combination twill and M & O weave which we think is quite appealing.

Well, enough for this time, and back to our weaving and answering the mail right now.

RUSSELL E. GROFF, *Editor*

This Month's Cover

The cover this month is a photograph of a portion of one of the guild exhibitions at the conference in Santa Barbara last month.

Of course the main center of interest is the tapestry which is about $\frac{3}{4}$ or $\frac{7}{8}$ finished, but not entirely finished.

The theme of the conference was "Sand and Sea" and you can see how closely this wall hanging ties in with the theme of the conference.

This piece was, I believe, woven by Mrs. Julius A. Kayser of Beverly Hills, California.

If I remember correctly, I believe that she stated that this was her first attempt at a piece of tapestry, and I think that you will agree that it is very well done. Also, the artist's palette below the tapestry is composed of some of the colors of yarns used in this particular piece.

We have many more of these outstanding pieces to show you in future covers, and we hope that you will enjoy them as much as we did.

JANICE SUSAN GROFF modeling the jumper that she wove herself, at the age of 8.

We are very proud of Janice, as she planned this whole project herself. She chose 4 shades of green in the 20/2 Egyptian cotton for stripes in the warp. The heavy rib separating these colors in the warp was a 10/3 cotton in a bright yellow like a lemon yellow. Janice warped her 24" loom herself with 20 yards of warp. She wove enough material for 2 jumpers for herself.

The weft in the first piece, which she is modeling here was also chosen by Janice. She chose the slightly slubby 7/2 spun douppioni silk in the avocado green and a little heavier grey silk. These two threads she wound double on her bobbin and used as the weft in a plain weave.

The second piece of material woven by Janice used 2 colors of 7/2 douppioni silk also. She chose for her weft in the second piece a 7/2 fog grey douppioni silk along with a lavender 7/2 silk and she also wound these two double.

With the rest of the warp on the loom, we are using this for instruction purposes for beginners to make towels on, and are using the 22/2 thirsty ramie as weft. This will make very durable and yet very absorbent material for dish-towels, which also was originally planned by Janice.



PINK AND WHITE FLUFF

An interesting textured fabric using mohair in both the warp and weft. This would make nice neck scarves, and a fluffy, warm baby blanket.

THREADING DRAFT

4		W W			
3		P P		P P	
2	W W			W W	
1					P P

W—is the large loop white mohair.

P—is the Pink Pompadour yarn.

WARP:

Two different threads were used in the warp: They are:

W.—White large loop mohair yarn.

P.—Pink baby pompadour. This is a wool yarn with rayon twist.

WEFT:

The same two threads were used in the weft that were used in the warp.

REED USED:

A single thread was put in each dent of a 10 dent reed.

TREADLING IN OUR SAMPLE

1. Treadle No. 4—white mohair.
2. Treadle No. 5—white mohair.
3. Treadle No. 1—white mohair.
4. Treadle No. 5—white mohair.
5. Treadle No. 4—white mohair.
6. Treadle No. 5—white mohair.
7. Treadle No. 1—white mohair.
8. Treadle No. 5—white mohair.
9. Treadle No. 4—white mohair.
10. Treadle No. 3—pink pompadour.
11. Treadle No. 2—pink pompadour.
12. Treadle No. 3—pink pompadour.

End of one repeat. 12 threads in one pattern repeat. Repeat over and over as desired.


TIE-UP DRAFT:

4	X	X	X	O	O	
3	O	X	O	O	X	
2	X	O	O	X	X	
1	O	O	X	O	X	
	1	2	3	4	5	
	A				B	

X's—tie-up for Counter-balanced looms.

O's—tie-up for Jack-type looms.

SAMPLE:




More About this Fabric

First of all, we wanted to show that you could use this large loop mohair in the warp as well as in the weft. In this fabric, we had no trouble with the mohair as warp except when we had a knot in the mohair.

When we found a knot, we cut out the knot, and hung a spool on the back with a new thread of loop mohair. This we used until the original mohair warp thread was long enough to put back in the warp without tying a knot in it. In this way, we had absolutely no trouble with the mohair warp.

Incidentally, we might mention it that one of the most beautiful skirt fabrics we have seen was one which used Bernat's Mohairspun in the warp at 8 threads per inch, and the same material was used for the



weft. This is one of Bernat's Knitting Yarns (available from Robin & Russ) which does not have as large a loop as does our sample this month. This was used as an evening skirt for a college student, and was very striking.

One more thing that we definitely do not want to forget about this sample is the fact that you cannot beat this material hard at all. It should be a very light, regular, even beat that you use. If you beat it too tightly, you will find the fabric is much stiffer, much thicker and heavier than our sample is here. We wove an 8" wide experimental piece first, and this we found was just that; much heavier and bulkier appearing. In some cases, individuals might like the heavier and bulkier looking material. I know that Robin seemed to like the heavier a little better, and also I should mention that Robin was very intrigued with the possibility of a dress out of this material.

Please note how soft this particular mohair is to the touch. Some mohair we find, is often stiff and wiry to the touch and others are very soft and fluffy as is this sample.

I myself, thought that this would be excellent material for winter scarves, for ski-hats and scarves and other such uses. I also think this would make an excellent baby blanket material, very outstanding and striking.

On this material, we found that we could not use a tight tension as we normally do on most fabrics. It was just a little looser; and no chance of pulling out the loops was the result of the looser tension.

One thing that I should caution you about is that this could be woven with a very, very loose tension, and that if you did this, it would tend to beat in much more, and be much heavier than our sample is. So, there are several things to beware of.

Still another "crutch" as some weavers call it, was the stretcher that we used in weaving this material. We found that the mohair loop yarn and the pompadour both

had quite a bit of elasticity, and that it tended to weave much narrower than we wanted it to. So, after the first yard or two, we decided to use a stretcher and see if this made any difference in the finished woven width. We were very surprised when we found that it did make quite a bit of difference. Our material on the loom was actually 40" wide in the reed. However, we set the stretcher at a 41" width, and were able to obtain approximately 2" more width in the finished piece of material. You will be surprised how narrow this material tends to weave, and the stretcher was a tremendous help.

On our 40" width, we found that our finished material when taken off the loom was only 37" and actually it was closer to 36½" width. I think it would have been about 35" if I had not used the temple or stretcher.

After all of this you will probably think that this was a very hard material to weave, but this is not the case. It was easy to weave, with very little trouble, and the resulting fabric to us was very pleasing. Perhaps you might like to try something like this.

COST OF THREADS AND FABRIC:

First of all, the white large loop mohair has approximately 750 yards per pound. It is \$3.50 per lb.

Secondly, the pink pompadour yarn has approximately 2,240 yards per lb., and it comes in 2 oz. skeins. It is 69c per skein or in lots of 1 lb. or more, it is \$5.40 per lb.

We had a 13 yard warp on the loom, 40" wide. In this, it took 3 lbs., 12 oz. of the large loop white mohair, which comes to \$13.14. It took 1 lb., 4 oz. pompadour in this warp also and this comes to \$6.75. So, the total cost for the warp, 40" wide, 13 yards long was \$19.89. When you break this down to warp cost per yard, you find that the warp comes to \$1.53 per yard.

In the weft, it took 5 lbs., 4 oz. of the mohair. This comes to \$18.38. It also took 8 oz. of the pompadour which comes to \$2.70. Thus the weft for 12 yards of finished fabric came to approximately \$21.08 or cost per yard of \$1.76.

WARP COST PER YARD: \$1.53.

WEFT COST PER YARD: \$1.76.

Fabric cost per yard: \$3.29

This Month's Book Review

This month, we want to bring to your attention a recent publication by Harriet Tidball. It is called, **THE WEAVER'S BOOK OF SCOTTISH TARTANS**.

This is another of the series of Monographs being put out by Harriet Tidball, and I think it is an excellent one. This I believe, is the result of a trip to Scotland, and the study of this subject in that country.

The first portion of the book is devoted to a history of the tartans and all of you will find that it is very interesting. Also included with the history of the Tartans is of course a history of the weaving in that country during the same time interval.

The article in this book about the Tartan Colors is also interesting, telling how the bright colors were so commonly associated with tartans, and how fashion has changed this around so that the softer colors are now liked as well as the bright intense colors.

Still another section is devoted to the Tartan Patterns themselves, telling of the portions or complexity of design used in the tartans.

Still another section is devoted to the weaving of Tartans and a good bit of interesting information is given here.

Another portion of great interest is that section titled "Tartan Terms" which gives the many terms and words used to describe the various tartans.

Then finally, the most interesting portion of the book is devoted to the setts of the tartans. This is the actual thread count or the number of ends of each color used in one repeat of the tartan.

There are actually 260 different tartans given here with the thread count or a profile draft of each of these being given.

TITLE: THE WEAVER'S BOOK OF SCOTTISH TARANS.

AUTHOR: Harriet Tidball

PRICE: \$4.00 plus 9c postage

AVAILABLE: Robin & Russ

**OUR
NEW ADDRESS
AS OF
JULY 1, 1962
will be
WARP AND WEFT
P.O. Box 273
McMINNVILLE, OREGON**

**This same address will
also be used for
Drafts and Designs
and for
Robin & Russ Handweavers**

**PRE-MOVING SALE
OF
SILK TWEEDS
6 Colors Available
Reduced to Clear
\$2.00 per lb.
Cones of About 1 1/2 lbs. ea.**

**For Free Samples
write to:**

**Robin & Russ Handweavers
632 Santa Barbara St., Santa Barbara
California**

CLASSIFIED ADVERTISING

A classified advertising section will be tried out in Warp and Weft for a few months, to see if there is any interest or response. Why not advertise your old loom, duplicate equipment, and other such items in this section. Price per 5-line ad is \$4.00. Payment to accompany your advertising copy.

6/3 RAYON FLOSS IN COLORS: We are trying to clear this out. We have about 10 to 12 colors left, approx. 4 oz. per spool. It is normally \$1.25 per spool, but is on sale while it lasts at 75c per spool. Excellent for accents, trim, borders, etc. Try an assortment of 5 or 6 colors for your designs or borders. Robin & Russ, 632 Santa Barbara St., Santa Barbara, California.

LOOM FOR SALE: Hammett Tawido Table Loom, 4 harness 22", with stand and equipment to use as a foot loom. Best offer takes. Mrs. James Bush, 1310 1/2 N. Gilbert Street, Danville, Illinois.

OUT OF PRINT BOOK AVAILABLE in a limited quantity is the Edward Worst Book, **HOW TO WEAVE LINENS.** We were able to find 15 copies of this book, and there have been quite a few inquiries about it since it has been out of print. Price is \$5.50 plus 19c postage. Robin & Russ, 632 Santa Barbara Street, Santa Barbara, California.

FOOT RHEOSTAT FOR ELECTRIC BOBBIN WINDERS: We have two different ones available. The regular one, with the wiring complete, priced at \$4.75 each or the heavy duty one with extra heavy wiring at \$5.50 each. Robin & Russ Handweavers, 632 Santa Barbara St., Santa Barbara, California.

WOOD KNITTING BAG HANDLES, 12" width, varnished and very nicely finished. Price is \$1.25 per pair. Robin & Russ, 632 Santa Barbara St., Santa Barbara, Calif.

SUPPORTED GOLD & SILVER METALLIC at a good price of \$3.50 per lb. This normally sells for \$7.00 to \$12.00 per lb. size is 1/64 and it is on approx. 1 lb. 2 oz. cones or tubes. Robin & Russ, 632 Santa Barbara St., Santa Barbara, Calif.

NYLON SELVAGES FOR BAGS: Reduced to clear at \$1.00 per lb. Were \$1.60 per lb. Available in lavender, pink, pinky red, light blue and aqua blue only. These colors while they last are \$1.00 per lb. In skeins, varying in sizes. Robin & Russ, 632 Santa Barbara St., Santa Barbara, California.

7" DIAMETER BAMBOO RINGS for use in making hand-bags. These are 90c each, or \$1.75 per pair. Postage is extra. Robin & Russ, 632 Santa Barbara St., Santa Barbara, Calif.

CHANGE OF ADDRESS FOR WARP AND WEFT: Remember that Warp and Weft will have a new address as of July 1, 1962. It will be:

Warp and Weft
P.O. Box 273
McMinnville, Oregon

This will also be the address of Robin & Russ Handweavers, and of our other publication, Drafts & Designs.

THE HANDWEAVERS WORKBASKET now stocks a complete and full range of Bernat colors in both the Fabri and Afghan yarns. Sample color cards, thirty cents, upon receipt of request. Grace D. Blum, THE HANDWEAVERS WORKBASKET, Box 691, R. R. 1, West Chicago, Illinois.

5" DIAMETER BAMBOO RINGS for use in making hand-bags and as bag handles. These are 60c each, or \$1.15 per pair. Postage is extra. Robin & Russ, 632 Santa Barbara St., Santa Barbara, Calif.

7" OVAL BAMBOO RINGS: These are very nice for bag handles also and are very popular at present. Price is 90c each, or \$1.75 per pair and postage is extra. Robin & Russ, 632 Santa Barbara St., Santa Barbara, Calif.

5" BAMBOO RINGS WITH 12 BRASS RINGS. 7" BAMBOO RINGS WITH 12 BRASS RINGS. 7" OVAL BAMBOO RINGS WITH 12 BRASS RINGS: All 3 of the above bamboo rings seem to be very popular and are being used more and more in the many hand-bags you see available. These are \$1.25 each and one is sufficient for a bag. Robin & Russ, 632 Santa Barbara St., Santa Barbara, California.

GATE-TOP BAG HANDLES are now available in non-tarnishable gold & silver. These are beautifully made tops for evening bags with a chain on each. They open up to about 5" in diameter, and close up to about 1 1/2" diameter and a cap then closes over the top to hold it closed. These are imported from Germany and are \$3.50 each. Robin & Russ, 632 Santa Barbara St., Santa Barbara, California.

HEAVY JUTE & RAYON BOUCLE: This is a very unusual heavy novelty thread. It has probably about 600 to 700 yards per lb., on cones of about 1 1/2 lbs. each. Price is \$3.20 per lb. Free sample upon request. Robin & Russ, 632 Santa Barbara St., Santa Barbara, Calif.

CELLOPHANE on 1,000 yard spools. It is available in a beautiful dark forest green and is about 3/8" wide. Excellent for mats, screens, wall hangings, etc. \$3.50 each. Robin & Russ, 632 Santa Barbara St., Santa Barbara, California.

3/1 BLEACHED WHITE SLUBBY HEAVY SILK. This is a slubby silk with 2,500 yards per lb. On cones of about 1 1/2 lbs. each. Price is \$4.00 per lb. while it lasts. Robin & Russ, 632 Santa Barbara St., Santa Barbara, California.

The Weaver's Marketplace

NEW!!!

Functional Overshot by Grace D. Blum
A basic source for modern designs.
Contains concise directions for weaving almost any overshot threading, in 24 different methods and 32 woven swatches.

\$16.50 per copy

Mailed prepaid when
check accompanies order.

HAND WEAVERS' WORK BASKET
Box 691, R.R. 1 West Chicago, Illinois

HANDWEAVING YARNS and SUPPLIES

A wide variety of distinctive yarns, developed especially for handweaving is available for prompt shipment in quantities to suit your needs.


WRITE TODAY FOR FREE CATALOGUE
AND FREE PRICE LIST.

The Handweaver's Headquarters

LILY MILLS COMPANY
Dept. HWWW Shelby, N. C.

THE NORWOOD LOOM

1. Custom built, of Cherry.
2. 22", 30", 40", 50"
3. Rising Shed—Sectional beam.
4. Multiple harnesses and special looms to order.
5. Adapted to handi-capped by special prescription.
6. Folding models only.



THE NORWOOD LOOM CO.
P. O. Box 272 — Baldwin, Michigan

A Complete Line
YARNS LOOMS
AND WEAVING SUPPLIES

GOLDEN RULE PRODUCTS

Write for a catalogue and list of agents

HUGHES FAWCETT, INC.
P. O. Box 276 Dunellen, New Jersey

warp and weft
632 Santa Barbara Street
Santa Barbara, California

BULK RATE
U. S. POSTAGE
PAID
Permit No. 440
Santa Barbara, Calif.