

warp and weft

Vol. XIX, No. 5

May, 1966

warp and weft

Published monthly (except July and August)
by Robin & Russ Handweavers, 533 North
Adams Street, McMinnville, Oregon.

Subscription: \$4.00 per year.

Back Issues: 40c each, plus 4c postage.

Editor: Russell E. Groff,

Assistant Editor: Robin Groff.

Vol. XIX, No. 5

May, 1966

A Word from the Editor:

HECTIC! HECTIC! HECTIC! Yes, that is what sometimes life seems to be, and it has been this way lately for your editor.

Since last month's bulletin, there has been a trip to the Southern California Handweavers Conference in Bakersfield, California, and then a trip to the Northern California Handweavers Conference in Berkeley, California. If your bulletin is late this month, you can blame it on your editor and on too much traveling.

And each time I come back from a conference, it is usually with some orders and also a stack of mail with some questions to be answered, items to be ordered, and this time, also a Warp and Weft and Drafts and Designs bulletin to be written, and prepared for mailing. Sometimes, I really wonder if it is worthwhile to go to such conferences and then when I see the actual fabrics on display, it gives one new inspiration and renewed enthusiasm for weaving and making something new and beautiful.

This is the stage I'm in right now of trying to answer all of those questions, and trying to write both bulletins, and trying to do some long delayed weaving.

Oh well, with no issues in July and in August, this will see much time for experimenting, and for weaving, and getting caught up.

Both conferences this year had many inspirational pieces. However, the one thing I wanted to comment upon was the tremendous enthusiasm for weaving that was apparent at the Northern California Conference. They had over 700 registrations before the conference,

Page 2

and probably came close to 800 at the conference. I think that they planned on over 800 at their luncheon and fashion show.

Then on the second day, Sunday, there were over 500 persons who paid admission to see the guild displays and exhibits.

One of the most inspiring things about the Northern California Handweavers Conference was the demonstration put on by about 15 young girls ranging in age probably from 6 to 12 years. These children were called the Calveras County Spinners, and all were dressed in early colonial type gowns, and all were seated at small spinning wheels, busily demonstrating spinning and carding wool. I heard one bystander ask one of the young girls how long she had been spinning and she stated that she had been spinning since she was 5 and she was now 10 years old. I hope that we can get a picture of this group and eventually feature it as a cover on Warp and Weft.

Also, I should mention to you an entirely different subject; but one that many, many persons enjoy. This is the beauty of spring in Oregon. When I left for one of the conferences, all of the cherry, pear, plum and apple trees around our shop were in full blossom and it was a most beautiful sight. And now, the Azaleas are in full blossom and many of the Rhododendrons are out in full blossom and others are bursting out every day. You just can't imagine the many, many, beautiful colors that you can see in these two plants. There are shades of peach, many pinks, roses, reds, dark purple, white, yellows, and even green, and probably many other colors that I have not mentioned. These are so beautiful that I have enjoyed taking close-ups of some of these two plants, and have already taken some 36 pictures, and could take many more and not repeat some of the colors. If nature ever inspires one to weave, I think these two plants must provide a great deal of inspiration.

Well, time to close and get back to this month's sample. But, one more thing I wanted to mention was that Robin and I have just celebrated our 20th Wedding Anniversary, and this actually means that we have been

weaving for 20 years, as it was in the first year of our marriage that we purchased a loom. Little did we dream then that we would be as actively engaged in this business as we are now. It has been a long, and a very pleasant association for both of us.

Russell E. Groff, Editor

This Month's Cover:

The cover this month is a picture of the wall hanging woven by Loraine Gonzalez of the Contemporary Handweavers of Texas.

This wall hanging was chosen as the best in show, and the picture of the wall hanging is almost self explanatory. This is actually a tapestry-type wall hanging, and looks like it was beautifully planned and executed.

This piece was chosen as best in show at the 1966 Contemporary Handweavers of Texas annual exhibit.

This Month's Book Review:

We want to tell you about a new kind of book this month, one which is entitled WEAVING WITHOUT A LOOM, and it was written by Sarita R. Rainey.

This book should be of interest to most serious weavers, to tapestry weavers, and should be of great interest to instructors with limited amounts of equipment available.

Many techniques are illustrated in this book which is an excellent instruction manual.

There are sections on weaving with many different media such as paper, scrim, cotton mesh, burlap, wire, pencils, straws, cardboard. The illustrations of all of these techniques are all outstanding and well presented.

There are other explanations given such as weaving on a wood frame, weaving with reed, using lines, and using unusual and unique and unlikely materials for weaving.

There is a special 12 page section all in color showing many original examples of different weaving techniques. Some of these examples are from the elementary school level, some from high school, and some from college students. Also, there are shown progressive steps of some of these techniques, and

once again, the photographs in this book are unusually clear, well selected, and easy to understand.

This book should be an excellent aid to instructors in this type of handcraft, and from seeing it, I myself, would heartily recommend it.

TITLE: WEAVING WITHOUT A LOOM

AUTHOR: Sarita R. Rainey

PUBLISHER: Davis Publications, Inc.

Printers Building

Worcester, Mass. 01608

PRICE: \$7.95 plus 15c postage.

AVAILABLE: Available directly from the publishers, or from Robin & Russ if desired.

An Important Notice To All Subscribers:

The post office has notified us that as of January 1, 1967, that they will not accept any third class mail for mailing, unless the ZIP CODE NUMBER is included in your mailing address.

Look at your mailing address on this month's address page and see if your zip code number has been used in the address.

IF YOUR ZIP CODE NUMBER HAS NOT BEEN USED, PLEASE BE SURE TO SEND US THIS NUMBER AS SOON AS POSSIBLE, that we might change your mailing stencil, and include this number.

It will be a help if you will do this now, instead of waiting until the end of the year, as we will have some 1100 subscribers that we have to be sure have a zip code number.

This Month's Second Project:

We have another book-mark pattern that we thought you might like to try, and see how it works out. Here is the plan for threading it.

Selvage, 4, 3, 2, 1 - 3 times.....12 thds.

Pattern, two times 2 x 26..... 52 thds.

First 23 threads of pattern 23 thds.

Selvage, 1, 2, 3, 4 - 3 times 12 thds.

Number of warp ends 99 thds.

(Continued on Page 5)

PEACHES AND CREAM

An interesting pattern which could have other uses besides the baby blanket we are recommending here.

WARP:

16/2 Worsted, in a color called BABY PINK.

WEFT:

Two threads were used in the weft. One was the BABY PINK, 2/16's worsted, and the other is a rayon thread, called 6/3 natural rayon.

REED USED:

A 12 dent reed was used, and it was double sleyed, 2 ends per dent, or 24 threads per inch.

THREADING DRAFT:

4	X	X	X	X
3				X X
2	X		X	X
1		X	X	X

TIE-UP DRAFT:

4	X	X	O	X
3	O	O	O	X
2	O	X	X	O
1	X	O	X	O
	1	2	3	4
		A	B	

X—tie-up for Counter-balanced looms.
O—tie-up for Jack-type looms.

No. 3 and No. 4 above or A and B are the plain weave treadles on this weave.

SOURCE OF IDEA FOR THIS SAMPLE

First of all, the idea for this fabric came from the Santa Barbara Handweavers Guild monthly bulletin. The piece in their bulletin was of medium blue with red spots for a dress material or something of the like, but I felt it would be very practical for this baby blanket.

Also, I wanted to mention that I think both sides of this fabric would be suitable for the top surface of your baby blanket, but in our sample, I'm putting up the side I feel is most effective.


Page 4

TREADLING SEQUENCE:

1. Treadle No. 1, 6/3 white rayon floss
2. Treadle No. 3, Baby Pink worsted
3. Treadle No. 2, 6/3 white rayon floss
4. Treadle No. 4, Baby Pink worsted
5. Treadle No. 2, 6/3 white rayon floss
6. Treadle No. 3, Baby Pink worsted
7. Treadle No. 1, 6/3 white rayon floss
8. Treadle No. 4, Baby Pink worsted
9. Treadle No. 3, Baby Pink worsted
10. Treadle No. 4, Baby Pink worsted
11. Treadle No. 3, Baby Pink worsted
12. Treadle No. 4, Baby Pink worsted

This is the end of one pattern repeat. Repeat over and over as desired.

SAMPLE:



MORE ABOUT THIS FABRIC:

This fabric was a pleasure to weave, as we did not have one broken warp thread in the entire 10 yard warp.

We did have an eight thread selvage on each edge of the fabric to keep from pulling in and causing us to have broken warp threads. For this selvage, I would suggest something like 10/3 cotton, or a good strong nylon thread, or something similar. This, I would put on a separate spool, and on this spool would be all eight selvage threads. These eight threads can be threaded 1, 2, 3, 4, 1, 2, 3, 4, or they can be threaded 1, 3, 2, 4, 1, 3, 2, 4. Then, instead of winding on the warp beam, I would



just let this spool hang down from the back of the loom, and thus it will adjust to the elasticity of the wool, and it will keep a firm, even tension, that will help keep your selvage edges fairly straight, so that you will have no trouble with pulling in, or broken selvage threads.

Also, after weaving, I think that it is important that you wash and steam press this fabric. I would dip the fabric in lukewarm water, or warm water; allow to drip dry; and then steam press with an iron.

Also, if you do put a binding on your four edges of the baby blanket, you could even leave the selvage on the material, and cover it with your binding. One lady who does some sewing for us said that if you can purchase blanket binding instead of baby blanket binding, that you can cut it in half and use it, and thus the binding costs much less than does the baby blanket binding.

COST OF THE THREADS USED:

The pink or baby pink worsted comes on two ounce spools, has 525 yards per two ounce spool, and sells at \$1.00 per two ounce spool, or \$8.00 per lb.

The 6/3 rayon comes on about 1 lb. 4 oz. cones, and has approximately 1200 yards per lb. You can also purchase it on 4 oz. spools if desired. The price is \$4.00 per lb., or \$1.00 per 4 oz. spool.

COST OF THE FABRIC:

It took 2 pounds and 6 ounces of thread for a 10 yard warp, 40" wide, 24 threads per inch. Thus the warp cost was \$19.00 for a 10 yard warp, or \$1.90 per yard.

In the weft, it took 1 lb. 6 oz. of the 6/3 white rayon and 1 lb. of the pink worsted yarn. There was about 9 yards of finished fabric, and thus the total weft cost for 9 yards of finished fabric was \$13.50 or \$1.50 per yard.

WARP COST PER YARD, 40" wide...\$1.90
WEFT COST PER YARD,.....\$1.50

Fabric cost per yard\$3.40

Also, I wanted to mention that the finished size for most baby blankets seems to be about 40" x 40", and for most crib blankets, about 40" x 60." Thus, one baby blanket should

cost about \$3.75 and one crib blanket should cost about \$5.50.

This Month's Second Project (Continued)

WARP:

Use a 20/2 cotton in a color for the warp.

WEFT:

For the pattern thread, you have a choice of several different threads. I suggest a 10/2 cotton, 10/3 cotton, or 6 strand floss, or something of equivalent weight of one of these 3.

For the tabby, I suggest that you use the same size thread as the warp, but in a color which is another value of the color of your warp thread.

REED USED:

A 15 dent reed is used, and it is double-sleyed, 2 ends per dent or 30 threads per inch. Thus your warp is 3-1/3" wide on the loom. You can make it another 1/2" wider if you wish by adding 8 more threads on each selvage. On the right, you would have 8 threads threaded 4, 3, 2, 1, 4, 3, 2, 1. On the left selvage, you would have 8 more threads threaded 1, 2, 3, 4, 1, 2, 3, 4. This would make your warp 115 ends wide or almost 4."

THREADING DRAFT:

	D	C			B	A
4	x	x x x	x x	x x	x	x
3	x	x x x		x x x		x
2	x		x x x	x x x		x
1	x	x x x	x x x x x			x

Selv 3 X 1 Pattern Repeat Selv 3 X
Repeat 3 times less
last 3 threads on
the third repeat

TIE-UP DRAFT:

4	X	X	O	O	X	O	
3	X	O	O	X	O	X	
2	O	O	X	X	X	O	
1	O	X	X	O	O	X	
		1	2	3	4	5	6
					A	B	

X—tie-up for Counter-balanced looms.
O—tie-up for Jack-type looms.

TREADLING SEQUENCE

Border

Treadle No. 1.....1 time
 Treadle No. 4.....1 time
 Treadle No. 3.....1 time
 Treadle No. 2.....1 time

REPEAT THREE TIMES

Pattern

Treadle No. 1..... 3 times
 Treadle No. 4..... 3 times
 Treadle No. 3..... 3 times
 Treadle No. 2..... 4 times
 Treadle No. 3..... 3 times
 Treadle No. 4..... 3 times
 Treadle No. 1..... 3 times
 *Treadle No. 2..... 4 times

Repeat the pattern treadling for the desired length. On your last repeat, repeat all of the treadling in the pattern except the one marked with an (*) asterisk. This will balance the pattern properly.

Border


Treadle No. 2.....1 time
 Treadle No. 3.....1 time
 Treadle No. 4.....1 time
 Treadle No. 1.....1 time

REPEAT THREE TIMES

MORE ABOUT THIS PATTERN:

This is a simple diamond overshot pattern, and is very attractive. You can make it more of a miniature by using the fine-weave thread of Lily's, which is a 50/3 sewing thread for warp at 45 threads per inch. Thus, you would probably have 5 repeats of the pattern, instead of three, if you use the fine weave. When you do use this, then I suggest that you use the fine-weave for tabby, and a 10/2 cotton for the pattern thread.

Also, there are many, many other treadling variations that can be worked out instead of the pattern treadling I have given you. I have used this pattern for many, many different borders, and almost invariably, have used a different treadling every time.



GREEK LACE. This photograph shows a portion of a stole which was beautifully decorated on each end of the stole by this lace weave, normally called GREEK LACE. I thought that the method used in weaving this lace was particularly well done. Notice that in the warp on this stole, that there are two heavy threads at intervals. Also, notice how these heavy threads are used as dividers for the different units of the lace. Instead of having to count your threads for each lace unit, you can easily pick them out because of the heavy thread in the warp which separates the small and large group of fine warp threads. This method of keeping track of the threads should speed up the lace weaving considerably.

CLASSIFIED ADVERTISING

Why not advertise your old loom, duplicate equipment, and other such items in this section. Price per 5-line ad is \$4.00. Payment to accompany your advertising copy.

IN STOCK:

48 colors Swedish Linen. (Color cards 50c). Fabri and Afghan. (Color cards 35c) The Handweavers' Workbasket. Box 829, R. 1, West Chicago, Illinois 60185.

LARGE, 15", OPEN BOTTOM SWEDISH SHUTTLE

These are the shuttles we import from Sweden. They will take about a 6½" to 7" length bobbin. Price is \$2.95 plus postage. ROBIN & RUSS, 533 North Adams St., McMinnville, Oregon.

HEAVY RAYON & COTTON BOUCLE

This is a fairly smooth boucle with slight texture, but it combines a dull cotton and glossy rayon so is quite attractive. Available in Natural only, but it should be excellent for heavy mats. Price is \$3.50 per lb. on about 1 lb. cones. Robin & Russ, 533 North Adams St., McMinnville, Oregon 97128.

A BEAUTIFUL HEAVY 1½/1 TUSSAH SILK:

This silk would make excellent coats and sport coats. It has about 1450 yards per lb. Natural tussah color with white and brown flecks. Price is \$4.80 per lb., and it is available on 1 lb. tubes. Robin & Russ, 533 North Adams St., McMinnville, Oregon.

HEAVY, 1½/1 lea NATURAL LINEN

This looks like about 1/2 bleached linen and is an excellent buy. Price is \$1.60 per lb., and it comes on 2 lb. tubes. Minimum order is a 2 lb. tube. Excellent for mats, for accent in many items and can even be used as warp. Saw it used as a rug warp, and it was very effective. 450 yards per lb. Robin & Russ, 533 North Adams St., McMinnville, Oregon.

COLOR WHEELS:

This is the excellent color wheel we used to stock, and have just been able to get again. Has many definitions of colors on one side, and color wheel on the other. Price is \$1.50 plus 10c pp. Robin & Russ, 533 North Adams St., McMinnville, Oregon 97128.

CLEAR PLASTIC SPRAY:

This clear plastic spray comes in a large one pint can. Stops rust on reeds, heddles, and all other metals. Can be used to spray on mats to keep from getting too soiled, and there are many other household uses. Price is \$1.95 per can plus pp. Robin & Russ, 533 North Adams St., McMinnville, Oregon.

8 COLORS IN FINE LOOP MOHAIR:

This mohair has about 2200 yards per lb., and is available in about 8 colors. Crimson, gold, dark olive green, and brown are some of the colors. Price is \$4.00 per lb., while it lasts. Limited amounts of all colors available. Robin & Russ, 533 North Adams St., McMinnville, Oregon 97128.

HEAVY, 6 PRONG, TAPESTRY BEATERS:

These are beautifully made, with 6 aluminum prongs on a hardwood handle. Copied after the Tibetan rug beater. Price is \$6.50 plus pp. ROBIN & RUSS, 533 North Adams St., McMinnville, Oregon.

OUR OWN TAPERED SHAFT ELECTRIC BOBBIN WINDER.

We are having these made especially for us, and they are well made with a tapered shaft, and also a foot rheostat control. Price is \$23.50 plus postage. Robin & Russ, 533 North Adams St., McMinnville, Oregon 97128.

BLEACHED, 3 PLY, TUSSAH SILK:

This is a creamy type, slubby, three ply, squishy silk, which can also be used for warp or weft. It has 3400 yards per lb., comes on about one pound cones. Price is \$4.80 per lb. I would use this for warp at about 16 to 20 threads per inch in an 8 or 10 dent reed. Robin & Russ, 533 North Adams St., McMinnville, Oregon 97128.

LONGER WOOD SLATS:

We have in stock some wood slats now that are 20½" long, in black walnut, mahogany, birch, ash, and cherry. About 125 slats per bundle. \$1.50 per bundle plus 20c pp. Robin & Russ, 533 North Adams St., McMinnville, Oregon 97128.

REGULAR LENGTH WOOD SLATS

The regular 14½" wood slats are in stock in cherry, black walnut, mahogany and maple. About 175 slats per bundle. If you use a tabby, one bundle makes about 4 place-mats. Price is \$1.50 plus 20c pp. Robin & Russ, 533 North Adams St., McMinnville, Oregon 97128.

NATURAL, 2 PLY, TUSSAH SILK:

This is a nice evenly spun tussah silk that has that characteristic tussah silk color. It has 2900 yards per lb., and can be used for warp or weft. A good price at \$4.80 per lb. Available on cones varying from ¾ lb. to 1½ lbs. each. Robin & Russ, 533 North Adams St., McMinnville, Oregon 97128.

6/1 SLUBBY, DOUPPIONI SILK:

This is quite a slubby silk, with about 5,000 yards per lb., and it comes on about two pound cones. A VERY GOOD PRICE AT \$2.40 PER POUND. This silk will dye beautifully, and has a very nice texture. Robin & Russ, 533 North Adams St., McMinnville, Oregon.

BRUSHED NUBBY MOHAIR FROM ITALY:

This brushed mohair has nubs at regular intervals in natural on a core of black and natural. Quite effective and it can be used for knitting or weaving. About 1250 yards per lb. Price is \$4.80 per pound and it comes on about one pound tubes. Robin & Russ, 533 North Adams St., McMinnville, Oregon.

The Weaver's Marketplace

HANDWEAVING

YARNS and SUPPLIES

A wide variety of distinctive yarns, developed especially for handweaving is available for prompt shipment in quantities to suit your needs.


The Handweaver's Headquarters

Lily Mills Company

Dept. HWWW Shelby, N. C.

THE NORWOOD LOOM

1. Custom built, of Cherry.
2. 22", 30", 40", 50"
3. Rising Shed—Sectional beam.
4. Multiple harnesses and special looms to order.
5. Adapted to hand-capped by special prescription.
6. Folding models only.



THE NORWOOD LOOM CO.
P. O. Box 272 — Baldwin, Michigan

STOLES AND SPORTSWEAR

Hickman's new 1966 folio is now available. Striking fabrics woven with wools, orlon, mohairs, etc. In bold colors for outdoor wear. Complete instructions, with hand woven swatches for each project.

Price is \$6.95, postpaid

Elmer W. Hickman, R.D. 2 Emlenton, Pa.
16373

NEW!!!

Functional Overshot by Grace D. Blum
A basic source for modern designs.
Contains concise directions for weaving almost any overshot threading, in 24 different methods and 32 woven swatches. \$16.50 per copy.

Mailed prepaid when
check accompanies order.

Hand Weavers' Work Basket

Box 691, R.R. 1 West Chicago, Illinois

warp and weft

533 NORTH ADAMS STREET
McMINNVILLE, OREGON 97128

BULK RATE
U.S. POSTAGE
PAID
Permit No. 125
McMinnville, Oregon