

# warp and weft

Vol. XXIII, No. 10

December, 1970

## warp and weft

Published monthly (except July and August) by Robin & Russ Handweavers, 533 North Adams Street, McMinnville, Oregon 97128

Subscription: \$4.50 per year.

Back Issues: 45c each plus 6c postage.

Editor: Russell E. Groff,

Assistant Editor: Robin Groff

---

Vol. XXIII, No. 10

December, 1970

---

### A Word from the Editor:

I wonder how many of you have experienced a "Silver Thaw" as we have here in Oregon. Last week, we woke up one morning with about one to two inches of snow which had melted, and been rained upon and then frozen. And as more rain came down during the night, it also froze. When we awoke, it was to a dazzling world outside, and also one of the most dangerous that you will find. Our sidewalks around the house were coated with about one to two inches of solid ice, as were all the limbs of the trees, and telephone wires, etc. It was such a heavy coating of ice that many of the limbs of trees cracked and broke from the weight, and it is inspiring and yet frightening to see. This lasted about one full day, and then finally a warm rain came, and it disappeared overnight, the second night.

Yes, I know that this doesn't have much to with any phase of weaving, but it was beautiful and dangerous, and I wish that it could be captured in a piece of weaving, it is so unusual.

Everyone must be making things for Christmas gifts, as business is booming and we do have many orders each day for yarns, books, and accessories. It is hard to keep up with it, and yet, we are working hard to do so, and so I do hope that we can manage to keep on top of it. Macrame threads seem to be particularly popular, and we are stocking more and more of this, and have ordered quite a few heavy cottons from England, as we did not find them here in the United States as were wanted. Also, we have ordered the 10 cord linen from Switzerland, which seems to be popular in the making of the Macrame linen bags.

Page 2

We have one linen, which more and more people are using for Macrame. It is a size 6/4 linen from Switzerland in a dark natural grey, which has 450 yards per pound. It comes on tubes of 1 lb. 2 oz. each, and is \$3.60 per lb. Have just ordered 200 more kgs. of this from Switzerland, it is so popular.

And the reasonable price book, Step by Step Macrame is back in print and in stock again. It is \$2.50 plus postage. And besides this, we have had two new Macrame books come out. One by an English author has most interesting projects, and it is \$7.95, and the other is \$2.95, so more and more material on the subject is becoming available.

And we are finding that more and more young persons are interested in the weaving, and we've sold several looms to college students and to graduates from high school and college, who want to continue their weaving. It is most pleasing to see this interest and enthusiasm grow.

The shop has been particularly busy this past month, which pleases us. We did receive our shipment of English 2/18's worsted, and also a shipment of our beautiful 2 ply English rug yarn, so the girls have been busy for the past three weeks, unpacking, putting the yarns in plastic bags, and re-arranging the shelves and putting the yarns away. It is a tremendous job to keep neat and clean, but is well worth the effort, so we do work hard at it.

And, the architects have finally finished the plans for the two additions we hope to have made on our shop. We now have them out for two different bids, so perhaps by this time next month, we will perhaps have this started. We hope so, and are delighted that the architects seem to have done such a nice job. We have been so delighted with the job that was done by the architects on our shop before, we were able to get the same person to do the remodeling on the shop, and this pleases us no end.

We have been in this present shop about eight years, and every time I see it, I still marvel that it is ours, and you might not believe it, it is so beautiful in our eyes.

Well, time to get back to this month's sample, so, see you later.

Russell E. Groff, *Editor*

## **This Month's Book Review:**

A new little book just out is the one entitled "MACRAME, Creative Knotting," by Imelda Manalo Pesch. Mrs. Pesch is known for her little pamphlet on Macrame Bags, and this is a beginning booklet now that she has written on the subject. It is well illustrated, having about 40 black and white photographs, and also an additional 10 in color.

This is a small book, an addition to the Little Craft Book Series on about 15 different craft subjects.

She starts out by telling you about the materials you need and equipment you need, and then illustrates the basic knots. She mentions how to figure how much length you will need, how to use design and color in your work, and how to make your own designs. There is a section on handbags with directions, and also one on miscellaneous projects such as a placemat, a neckpiece, tassels, etc.

I feel that this is a beginners book, and it is limited in the amount of projects given, but what are given are well done and well illustrated.

TITLE: Macrame, Creative Knotting  
AUTHOR: Imelda Manalo Pesch  
PUBLISHER: Sterling Publishing Co. N.Y.  
COST: \$2.95 plus 18¢ postage.  
AVAILABLE: from the publishers or from  
Robin & Russ Handweavers if desired.

## **Remember The Pacific Northwest Weaving Conference in Portland**

DON'T FORGET OUR 5th PACIFIC NORTHWEST WEAVING CONFERENCE. Time is flying by, and next April 30, and May 1st and 2nd will see an exciting three days here in Portland, Oregon. We have arranged for three outstanding speakers, and will have a banquet and fashion show. Exhibits at the local art museum will be held for this occasion, and there will be open houses for many different schools and shops and weaving studios for you to visit. If interested, write to: Mrs. Robert Marshall, 3525 Northeast Ainsworth, Portland, Oregon 97211.

## **A Visit To The Husfliden (House of Home Handcrafts) in Oslo, Norway.**

This summer, I had the opportunity of visiting the Husfliden (the house of home handcrafts) which is located at Mollergt #4, in Oslo, Norway. If you ever have a chance to visit a shop of this type, try to include the one in Oslo on your itinerary if you possibly can.

I introduced myself to the director of the weaving department, and she graciously answered my questions, and took me on a tour of the weaving rooms, and then, in detail explained about all their stock that they have for the handcraft enthusiast in Oslo.

The first thing that impressed me was the spaciousness of the rooms in this 4 or 5 story building, and the beauty of all of their display areas. In the rug department, they had 140 different shades of Ryagarn, for woven or hooked rugs. They also stocked hand-woven backing for those who wanted to hook their own rugs.

They had a very nice spinning wheel, and I asked if they were exporting any to the United States. I was told that the interest was so great in hand-spinning, that they had trouble keeping their spinning wheel in stock, and as a result, they were not interested in exporting at the present. I was also told that the same applies to their shuttles and other weaving equipment to sell in their store, as the local manufacturers can't keep up with the demand. They were importing from England, from Sweden, and from Finland.

They did not have too much silk, but all that they did have, was imported from Switzerland, the same as is ours.

Most of their linen thread is being imported from Finland, except that they do have one company in Norway that does make cottolin, the thread that is a combination of linen and cotton.

(Continued on page 6)

## FEATHER TOUCH:

A baby blanket in a combination of wool and mohair with the light, light touch. It is a four harness huck variation that we present this month.

## TIE-UP DRAFT:

4	X	X	O	O	X	O
3	X	O	O	X	O	X
2	O	O	X	X	X	O
1	O	X	X	O	O	X
	1	2	3	4	5	6
					A	B

X — tie-up for Counter-balanced looms.  
O — tie-up for Jack-type looms.

## THREADING DRAFT:

4	O	O	O		O	O	O	O		O	O	O
3		O	O			O	O	O			O	O
2				A				A				X
1			A	A				A	A			X X

## KEY TO THREADS IN THE WARP

X — a pink worsted called Ashes of Roses  
O — a 2/18's worsted called Light Yellow  
A — a 2/18's worsted called Creme Green

## WARP THREADS USED:

In the warp, we used our English 2/18's worsted in three different colors. It makes an excellent warp.

X — 18/2 worsted, Ashes of Roses  
O — 18/2 worsted, Light Yellow  
A — 18/2 worsted, Creme Green

## WEFT THREADS USED:

In the weft, we used two of the 18/2 worsted threads that were used in the warp. The two were the light pink color called Ashes of Roses, and the others was the Light Yellow color. And a third thread was used, and it was a NATURAL COLORED BRUSHED MOHAIR.

## REED USED:

A 15 dent reed was used, and it was double sleyed, two ends per dent, or 30 threads per inch.

## TREADLING SEQUENCE:

There are 16 shots of weft for one complete pattern repeat. They are as follows:

1. Treadle No. 1 — Ashes of Roses, doubled
2. Treadle No. 2 — Ashes of Roses, doubled

## SAMPLE:



3. Treadle No. 3 — Ashes of Roses, doubled
4. Treadle No. 4 — Ashes of Roses, doubled
5. Treadle No. 3 — Ashes of Roses, doubled
6. Treadle No. 2 — Ashes of Roses, doubled
7. Treadle No. 1 — Ashes of Roses, doubled
8. Treadle No. A — natural brushed mohair  
(can be called also treadle No. 5)
9. Treadle No. 1 — Light Yellow, doubled
10. Treadle No. 2 — Light Yellow, doubled
11. Treadle No. 3 — Light Yellow, doubled
12. Treadle No. 4 — Light Yellow, doubled
13. Treadle No. 3 — Light Yellow, doubled
14. Treadle No. 2 — Light Yellow, doubled
15. Treadle No. 1 — Light Yellow, doubled
16. Treadle No. B — natural brushed mohair  
(can be called Treadle No. 6)

THIS IS THE END OF ONE COMPLETE PATTERN REPEAT. Repeat over and over as desired. Also, please note that when weaving your baby blanket, I suggest that first you have a shot of brushed mohair, on treadle No. A or 5, and then continue weaving as directed above in the treadling. Then, to complete your blanket, you will end your blanket by weaving the first 8 shots only in the treadling sequence to complete it, and to balance it at each end.

#### **MORE ABOUT THE FABRIC.**

Please note that in our weft, we had the 2/18's doubled on the bobbin, to give a better weight and more softness to the fabric. Our sample here also has the brushed mohair in the natural color only singly on the bobbin, but I personally think that a mistake was made in not doubling it. It would give more of the airy-light feeling to the fabric. It also seems to make the float threads in the warp a little longer, but I think that if you took a brush, and brushed the mohair a little after it was woven doubled, that this would eliminate the worry of the float threads in the warp catching or pulling. In other words, the fuzziness of the brushed mohair would more or less cover this, and it would also tend to soften the two colors used in the warp and weft, the light yellow and the ashes of roses.

I might also suggest that you can still brush your blanket lightly, even if you use the mohair only single as we did in this sample, but: my preference is for it doubled.

Also, we found that a temple or stretcher also came in handy in the weaving of this fabric, and that with slightly less than 42" width in the warp, it still wove down to 39" or slightly over it. This is after it is off the loom. However, there is quite a bit of elasticity in this wool, and when used doubled, it always seems to weave in a little narrower than when threads are used singly in the weft.

When your weaving is finished, I would suggest that if you want to wash it, that you wash it in lukewarm water, allow to drip dry, and then steam press your fabric. And after this, if you want, you could take a stiff hair brush and brush the whole blanket, and this will tend to make it softer and to help mute the colors somewhat.

There was practically no trouble at all with broken warp ends, but one of the problems you might come across is a result of using the brushed mohair. As you know, the brushed mohair has sort of lacey ends, etc., and when using the regular boat shuttle, you will sometimes find that these ends will tend to wrap around the metal rod of your boat shuttle. So, with the brushed mohair, I should like to suggest that you do not wind the bobbins full on the ends, but just in the center. This will help eliminate this problem. And, if you have a fly shuttle, it will be much easier to use the brushed mohair on this than on the conventional boat shuttle. This will prove to be particularly true, if you double the mohair, and use two ends as one in the weft.

This is a traditional 3, 5, 7, thread huck weave, where you have units of 3, 5, or 7 threads all gathered together on two harnesses.

I might also mention that I did try a special sleying of the reed on my sample first trying to create some of the novel effects you sometimes get on a huck weave, but I did not like the results with the wool, so I went back to the traditional sleying of two ends per dent in the reed.

I think that this type of sleying does work very well on certain types of thread, but I find that it is not as effective on wool warps as it is on cotton, rayon and silks.

On this fabric, you notice fairly long floats in the weft thread, but I do think that if you brush the mohair in the weft and use it doubled in the weft, that you will have no problems.

#### **COST OF THE THREADS USED:**

The 2/18's worsteds are now in stock in all 39 colors, and we are delighted with it more and more as we use it. It seems to be a little finer than the 2/18's fabri was, but it has the same type of elasticity and give that I think is so essential in a worsted thread. It does come on approximately 1/2 lb. cones, and is \$6.80 per lb., or \$3.40 per cone, if it is on 1/2 lb. cones.

We have about 50 lbs. of this brushed mohair in natural left, and it is \$4.80 per lb., on

about 1½ to 2 lb. cones. We were told it had 1,000 yards per lb., by the manufacturer, but we find that on checking it, it runs between 1150 and 1200 yards per lb. It is a little hard to wind spools off on our winding machine, but if you do want less, we will wind off 1/2 lb. spools, at \$2.50 per 1/2 lb. spool of the natural brushed mohair.

**COST OF THE FABRIC:**

We did a 10-yard warp, 1248 ends or 41¾" wide, sett at 30 per inch. It took 1 lb. 10½ oz. of light yellow, 4½ oz. of ashes of roses, and 8½ oz. of creme green. This is almost 2½ lbs. of wool in the warp, so we will figure the cost from this. The total warp cost was \$17.00 or \$1.70 per yard for the 10 yard warp.

In the weft, we used 1 lb. 6½ oz. of light yellow and also the same amount of ashes of roses. And it took 12½ oz. of brushed mohair. Thus, the total weft cost for 8 1/3 yards of finished fabric came to \$22.87, or the cost per yard came to \$2.75 per yard for weft.

WARP COST PER YARD, 42" wide .....	\$1.70
WEFT COST PER YARD, .....	\$2.73
<hr/>	
FABRIC COST PER YARD .....	\$4.45

**ABOUT SIZES OF BABY BLANKETS:**

Over the years, we have found that two sizes of baby blankets seem to be the most popular. This about 36" to 40" square, and then 36" x 54" for the wrapping blanket seems popular as well as does the 40" x 60" size. I hope that this will be a help, in your planning projects.

**"A Visit to the Husfliden"**

Continued from Page 3

In Norway, they have one variety of wool which is one of the most beautiful qualities in the world and it is Spelsau wool. This wool is produced along one section of Norway, beside  
**Page 6**

one of their fiords, and because of the cold weather, the wool is longer and richer than usual. I saw this wool for the first time and was much impressed with it.

They had their own weaving department of about 40 looms, and did custom handweaving to order. They wove the drapery for the government center in Oslo and I went and examined these and they were beautiful.

One of their looms was about 120 inches wide and on it they did special rug orders in a plain weave on it, with a type of tapestry weave.

Some of their regular looms had been revised, adding pull cords and lingoos and in effect making them into a type of damask loom or draw loom. On these you pull a cord, and certain groups of warp threads are raised to give more variation in damask than the usual 10 harness loom.

Many of the fabrics that they weave are for the native folk costumes. One of the things they were weaving for folk costumes was a fine silk for sashes and belts. They were weaving a fabric for blouses out of a fine 20/2 silk for warp, and a smooth mohair yarn for weft.

The display rooms in this building were so broad and so spacious that it made me wish that we had more display room, and it is one of the reasons why we are adding more space onto our shop. The walls and beams were of natural pine, laminated and finished with natural finish. The lighting was so much better than usual, that I have to comment on how good it was.

One of their large departments was for embroidery, and still another for handknit Norwegian sweaters and other articles.

All in all, it was a most pleasant visit, and I have a picture here that I hope you might enjoy seeing.

They had a furniture department also, and it was intriguing to see the special furniture designed for children.

Remember, if you ever have a chance to do so, go and visit the HUSFLIDEN, at Mollergt #4, in Oslo, Norway.

## CLASSIFIED ADVERTISING

**Why not advertise your old loom, duplicate equipment, and other such items in this section. Price per 5-line ad is \$4.00. Payment to accompany your advertising copy.**

### RATTAIL FOR MACRAME.

This beautiful tubular ribbon is in stock in 10 rich colors at \$5.50 per spool, plus postage. Robin & Russ, 533 North Adams St., McMinnville, Ore. 97128.

### MACRA-CORD IN SIXTEEN COLORS

This is a polypropylene, made especially for Macrame and Decorative Knotting. It comes in 50 yard hanks, and is \$1.75 per hank. Robin & Russ, 533 North Adams St., McMinnville, Oregon 97128.

### STEP BY STEP MACRAME

It is an instruction book, with step by step directions that is very popular. Price is \$2.50 plus pp. Has been out of print, and was just reprinted this month. Robin & Russ, 533 North Adams St., McMinnville, Oregon 97128.

### OUR MINIATURE SPINNING WHEELS MAKE NICE CHRISTMAS GIFTS.

There are two sizes available, small and large from 5 to about 9" in height. Price is \$5.95 for the smaller one, and \$6.95 for the larger ones. These are just models and are not actual working wheels. Robin & Russ, 533 N. Adams St., McMinnville, Ore. 97128.

### BAMBOO BAG HANDLES.

We have about four different sizes just in from Switzerland of the tote type bag handles. They are 1/2 circles with rods to put your material on. Priced from \$2.00 to \$4.00 each, depending upon size. Smaller ones cost less. Also, we have 6" and 7" circles at \$1.75 per pair. Also, there are larger circles from Switzerland which clip together, as well as oval ones. Robin & Russ, 533 N. Adams St., McMinnville, Oregon 97128.

### SWISS NECKLACES OF BEAUTIFUL WOODS.

These are uniquely different than anything made in the U.S.A., and make excellent gifts. Priced at \$4.95 and \$5.95 per necklace, they are made of exotic woods such as Zebrano, Palisander, Olive, Rosewood, and other woods from Africa. Robin & Russ, 533 North Adams St., McMinnville, Oregon 97128.

### LARGE LOOP MOHAIR IN PURPLE & AVOCADO

These are two yarns that just came in from England and are quite beautiful. About 900 yards per pound, this is a rich and lustrous yarn. Price is \$6.80 per lb., and we have just a trial shipment to see how it works. Robin & Russ, 533 North Adams St., McMinnville, Ore. 97128.

### HAND SPINDLES and CARDED WOOL TOPS

Our hand spindles are in stock again at \$1.75 each, and the carded wool tops can be used for handspinning, or for use on the spinning wheel. The carded wool tops are available in about 12 colors now. Priced at \$3.50 per lb. Robin & Russ, 533 North Adams St., McMinnville, Oregon 97128.

### CARD-WEAVING KITS:—

These kits consist of all items needed for card-weaving. Consists of a book with complete directions, a set of 100 cards, a special made shuttle, and 6 skeins of yarn. You save \$2.70 by buying it by the kit. Price is \$8.00 per kit, plus postage. Robin & Russ, 533 North Adams St., McMinnville, Oregon 97128.

### ICELANDIC WOOL

in 16 colors. This is called Lopi, and there are 6 natural colors-undyed, and then 10 dyed colors available. Price is \$1.90 per skein. Also available are two knitting instruction booklets giving complete directions for knitting outstanding sweaters of this yarn. Booklets are \$1.00 each. Postage extra on all orders. It takes from 6 to 8 skeins per sweater for most sizes of sweaters. Robin & Russ, 533 North Adams St., McMinnville, Ore. 97128.

### NATURAL BRUSHED MOHAIR

This very nice yarn has about 1250 yards per lb., and comes on cones of 1½ to 2 lbs. each. Price is \$4.80 per lb. We will wind off 1/2 lb. tubes for you at \$2.50 each, if you do not want a full cone. This will not last long, it is a popular thread. Robin & Russ, 533 North Adams St., McMinnville, Oregon 97128.

### GIVE A WEAVING BOOK FOR CHRISTMAS

1. The Recipe Book, Atwater ..... \$8.00
  2. Macrame, Virginia Harvey ..... \$8.50
  3. Creative Design in Wall Hangings  
by Blumineau ..... \$7.95
  4. Rug Weaving for Everyone ..... \$3.95
  5. The Technique of Woven Tapestry  
by Tadek Beutlich ..... \$10.95
  6. Navaho Native Dyes ..... \$1.50
  7. Weaving without a Loom ..... \$7.95
- These books are all in stock, plus about 100 others, for immediate shipment. Postage and insurance is extra on all and it comes to about 30¢ per book. Robin & Russ, 533 North Adams St., McMinnville, Oregon 97128.

### OUT OF PRINT BOOK, THE TECHNIQUE OF WOVEN TAPESTRY IS AVAILABLE FROM ROBIN & RUSS

We have been unable to get this book from the distributors in the U.S.A., so while in England this summer, I was able to locate 36 copies of this outstanding tapestry book. It was written by Tadek Beutlick and many of the weaving instructors have mentioned that it is an outstanding book on planning and weaving and tapestry, so we are pleased to have it at the regular price of \$10.95 plus postage and insurance. Robin & Russ, 533 North Adams St., McMinnville, Oregon 97128.

### THIS MONTH'S COVER PHOTOGRAPH.

This is a picture of a few of the items that Virginia Harvey had on display when she gave a workshop in Las Vegas in 1969.

And, as Macrame seems to be becoming more and more popular, we thought you might like to see a few of these samples that perhaps you might obtain a few ideas from them.




# The Weaver's Marketplace

warp and weft


533 NORTH ADAMS STREET  
MCMINNVILLE, OREGON 97128

**NEW!!!**  
**Functional Overshot** by Grace D. Blum  
 A basic source for modern designs.  
 Contains concise directions for weaving almost any overshot threading, in 24 different methods and 32 woven swatches.  
 \$16.50 per copy. Mailed prepaid when check accompanies order.  
**Hand Weavers' Work Basket**  
 440 Crestview Road  
 Southern Pines, North Carolina 28387

**"LECLERC LOOMS"**



*Ask for our free pamphlet*

**Leclerc**   
 Corp.  
 2, MONTCALM AVENUE  
 PLATTSBURG, N.Y., 12901


**HANDWEAVING**  
 YARNS and SUPPLIES

A wide variety of distinctive yarns, developed especially for handweaving is available for prompt shipment in quantities to suit your needs.

*Write today for FREE CATALOG and PRICE LIST*

The Handweaver's Headquarters  
**Lily Mills Company**  
 Dept. HWWW                      Shelby, N. C.

Compact Folding <b>NORWOOD LOOMS</b>	Five Widths 16" — 22" — 30" — 40" — 50" Made of Cherry <b>The Norwood Loom Co.</b> P. O. Box 272 Baldwin, Michigan
---	---



First Class Mail U. S. POSTAGE PAID 6c Permit No. 19									